

# MONTANA

## LUXURY FIFTH WHEEL



BUILT BY  
EXPERIENCE





# BUILDING A LEGACY

**MONTANA**  
LUXURY FIFTH WHEEL



When Cole Davis founded Keystone RV in 1996 his vision was clear: Build a quality RV loaded with features priced thousands less than other RVs on the market. To accomplish his goal, Cole built a strong team, focused on keeping overhead low, and empowered employees closest to the customer to make decisions. Within a few short months after opening the doors, Keystone produced its very first camper. Delivering big on quality, features and value, the public fell in love and a star was born.

As customers appetite skyrocketed, new Keystone models were added to satisfy growing customer demand. Along with this tremendous growth came the need for expanded production. To meet this need, more manufacturing plants were built and staffed. By the beginning of 2000, Keystone was leading the industry in fifth wheel and trailer sales. Today, Keystone RV Company has grown to encompass over 1 million square feet of manufacturing space with facilities in Goshen, Indiana and Pendleton, Oregon. While Keystone is no longer the small "start up" we once were, our mission has remained true to Cole's vision—"Do the job right and make sure we deliver a quality product every time."

## THE COMPLETE CHOICE

FOR MORE INFORMATION ON KEYSTONE RV VISIT  
[WWW.BIT.LY/10A0OLK](http://WWW.BIT.LY/10A0OLK)

**SCAN ME**

FOR MORE  
INFORMATION  
ON KEYSTONE RV  
COMPANY



## MONTANA LUXURY FIFTH WHEEL

Montana was created in 1998 for the sole purpose of providing a high-quality, luxury fifth wheel at an affordable price. By listening to customers, Montana delivered a fifth wheel to lead the industry in quality, style, innovation and value. Experienced RVers responded to the painstaking details crafted into every square inch of every floor plan as Montana quickly revolutionized the fifth wheel market in the late 90's.

In 2001, Montana finished the year as the #1 selling fifth wheel brand in the United States for the first time and has remained the #1 selling luxury fifth wheel for 15 consecutive years.

Today, Montana continues to lead the industry in creating spacious, highly functional, durable and dependable luxury fifth wheels. Every Montana is crafted with the confidence that comes from 18 years of quality fifth wheel building expertise. We continue to raise both structural standards and customer expectations through our cutting-edge technology and handcrafted skills that put our manufacturing in a class by itself.

The future promises new and exciting developments to enhance the ultimate RVing experience that only a Montana can deliver. With over 65,000 Montana fifth wheels on the road today and the most repeat buyers of any towable brand in the industry, the Montana legacy continues to grow larger and larger year after year.

## TRUSTED RESULTS




# #1



LUXURY FIFTH WHEEL 15 CONSECUTIVE YEARS

RVDA QUALITY CIRCLE AWARD RECIPIENT





## FOUR SEASON LIVING

The industry leader in four season fifth wheel capabilities, Montana has been tested and approved for zero degree usage since 2005. Montana's Radiant technology insulation combined with Astro-Foil technology and 12 volt gray/black tank heaters, Montana provides the ultimate in Four Season usage.

### WALL CONSTRUCTION (R-11)

- ① 30" Wide x 78" Tall Entry Door with Window
- ② Frameless Deep Tint Safety Glass Windows with UV Inhibitor
- ③ Adjustable Electric Patio Awning
- ④ Automotive Finish High Gloss Fiberglass Exterior Walls, Baggage Doors & Entry Doors
- ⑤ Dual 1/8" Luan Backers with Staggered Seams
- ⑥ High Density Block Foam Insulation
- ⑦ 2" Welded Aluminum Wall Studs
- ⑧ Electro-Galvanized Sheet Metal Backing Strips
- ⑨ Max Turn Fiberglass Front Cap with Improved Turning Radius, Dual LED Light Bars & Hitch Vision Mirror
- ⑩ Rear Fiberglass Cap with Back-Up Lights & Rear Ladder (Legacy Edition)

### ROOF CONSTRUCTION (R-38)

- ⑪ One-Piece TPO Roof with 12-year Warranty
- ⑫ Aluminum Radius Roof Corner Molding Wrap
- ⑬ 3/8" Fully Walkable Roof Decking
- ⑭ Reflective Radiant Technology Insulation
- ⑮ Fiberglass Insulation
- ⑯ 5" Arched Roof Rafters
- ⑰ Full Roof Ventilation
- ⑱ 15,000 BTU Air Conditioner

### FLOOR CONSTRUCTION (R-21)

- ⑲ Residential Stain Resistant Cut Pile Carpet
- ⑳ Residential 7lb Rebound Carpet Padding
- ㉑ Residential Linoleum
- ㉒ 5/8" Seamless Floor Decking
- ㉓ 3" Welded Aluminum Floor Joists
- ㉔ Enclosed & Insulated Water Lines Between Floor Joists
- ㉕ Large Capacity Heat Duct
- ㉖ Fiberglass Insulation
- ㉗ Astro-Foil Insulation Below Holding Tanks
- ㉘ Fully Enclosed Underbelly with One Piece Fluted Polypropylene
- ㉙ Astro-Foil Insulated Slideout Floors
- ㉚ 12V Tank Heaters

### TIRES & CHASSIS

- ㉛ 12" Steel "Powder Coated" I-Beam Frame with Drop Frame Pass Through Storage
- ㉜ MOR/Ryde™ CRE 3000 or LRE 4100 (Legacy Edition) Suspension System
- MOR/Ryde™ Wet Bolt Kit with Bronze Bushings
- 8-Lug Dexter™ E-Z Lube Axles with Nev-R-Adjust Brakes
- ㉝ Upgrade MOR/Ryde™ Hitch Pin



# SUPERIOR STANDARDS


**MONTANA**  
LUXURY FIFTH WHEEL



70/30 SINK W/PULL OUT FAUCET  
W/SOLID SURFACE SINK COVERS



SOLID SURFACE HINGED  
RANGE COVER



CEILING FAN WITH LIGHT KIT



BACK-LIT CROWN MOLDING AMBIENT  
CEILING LIGHT



HARD SURFACE INTERIOR STEPS



CENTRAL VACUUM W/KITCHEN TOE KICK  
& INTERIOR & EXTERIOR HOSE PORTS



WRAP AROUND HARDWOOD NIGHT STANDS  
W/OUTLETS AND CUBBY STORAGE



UPGRADE BLACKOUT ROLLER  
SHADES THROUGHOUT



CLEVER SPACE SAVING  
PIVOT HINGE BATH DOOR



CONVENIENT FOUR STEP ALUMINUM  
STEP TREADS FOR CONVENIENCE/COMFORT



PULL OUT TRASH CAN STORAGE



2ND PATIO AWNING W/LED LIGHT STRIP  
[SELECT MODELS]



30" RESIDENTIAL  
CONVECTION MICROWAVE



UPGRADE FRAMELESS WINDOWS



DUAL 15K QUIET COOL  
AIR CONDITIONING SYSTEM



KITCHEN POWER RAIN SENSOR VENT  
FAN W/MULTI-SPEED WALL CONTROL

## TRAVEL WITH CONFIDENCE



### "CONSUMERS CHOICE" MOR/RYDE™ PIN BOX

The MOR/Ryde pin box works in a horizontal planar motion (both longitudinally and laterally) to absorb towing shock and effectively diminish the transfer of forces from fifth wheel to truck. Forget about that harsh, jerky chucking action - not to mention the added strain on you!



### MOR/RYDE™ CRE 3000 SUSPENSION

The MOR/Ryde™ CRE 3000 Suspension increases dynamic axle travel by up to 3 inches! Increased travel means smoother towing, improved towability and better protection from damaging road shock.



### MOR/RYDE™ WET BOLT KIT

Montana also uses the heavy-duty shackle upgrade kit that includes 1/2" shackle plates, wet or grease-able bolts and bronze bushings. This kit provides longer lasting, more durable and better performing components... another "best in class" feature.



### WIRELESS REAR CAMERA SYSTEM

Montana's new long range reversing camera with LCD color display and digital wireless technology, eliminating interference from the outside environment.

**FURRION**



FEATURING:

**LEGACY**  
EDITION

**OPTIONAL UPGRADE PACKAGE  
INTRODUCING**

*Relax. You're iN-Command™*



**FINALLY A SYSTEM YOU CAN TRUST.**


iN-Command™ by JENSEN® embraces the next generation of controls for your Keystone RV by acting as the central hub of operations and puts you at the helm using your preferred smart device. But how does this all-encompassing system work? What, exactly, does it monitor and control? Let's take a closer look at iN-Command piece by piece.

The Display Commander is your primary point of contact with iN-Command. All of the switches and monitoring panels that have cluttered up interior walls in the past are integrated into this one sleek, touch screen monitor. What really makes the Display Commander stand out, however, is that it can be controlled remotely with a smart device using the free JENSEN iN-Command mobile app. This app performs all of the same functions as the Display Commander, but from the convenience of your mobile device.

PROVEN  
AUTOMOTIVE-GRADE  
TECHNOLOGY

**Keystone  
Exclusive**  
- INDUSTRY FIRST -

CONTROL YOUR  
KEYSTONE RV  
FROM ANY  
SMART PHONE  
OR TABLET\*



**EXCLUSIVE MOR/RyDE 4100  
SUSPENSION SYSTEM W/ WET BOLTS**



**DECORATIVE FIBERGLASS REAR CAP**



**REAR ACCESSORY HITCH**



**iN-COMMAND CONTROL SYSTEMS**



**HARDWOOD  
CHERRY CABINET FRAMING (STILES)**



**UPGRADE DAY/NIGHT ROLLER SHADES**

**INTERIORS**



**JAVA DECOR**



**MACADAMIA DECOR**



**TUXEDO DECOR**



**NIGHTFALL DECOR**



# FLOORPLANS

## 3000RE



WEIGHT	GD	HITCH	LENGTH*	HEIGHT	FRESH WATER	WASTE WATER	GRAY WATER	LPG
11845	4155	2250	35' 5"	13' 5"	62	49	87	60

## 3160RL



WEIGHT	GD	HITCH	LENGTH*	HEIGHT	FRESH WATER	WASTE WATER	GRAY WATER	LPG
11825	4175	2535	35' 6"	13' 5"	62	49	87	60

## 3440RL



WEIGHT	GD	HITCH	LENGTH*	HEIGHT	FRESH WATER	WASTE WATER	GRAY WATER	LPG
12707	4028	2735	39' 2"	13' 5"	62	49	87	60

## 3610RL / 3611RL

RV REFRIGERATOR RES. REFRIGERATOR



WEIGHT	GD	HITCH	LENGTH*	HEIGHT	FRESH WATER	WASTE WATER	GRAY WATER	LPG
12160	3840	2895	37' 11"	13' 5"	62	49	87	60

## 3660RL / 3661RL

RV REFRIGERATOR RES. REFRIGERATOR



WEIGHT	GD	HITCH	LENGTH*	HEIGHT	FRESH WATER	WASTE WATER	GRAY WATER	LPG
13135	3150	2485	39' 4"	13' 5"	62	49	87	60

## 3710FL / 3711FL

RV REFRIGERATOR RES. REFRIGERATOR



WEIGHT	GD	HITCH	LENGTH*	HEIGHT	FRESH WATER	WASTE WATER	GRAY WATER	LPG
13230	3560	2790	39' 5"	13' 5"	62	38	76	60

## 3720RL / 3721RL

RV REFRIGERATOR RES. REFRIGERATOR



WEIGHT	GD	HITCH	LENGTH*	HEIGHT	FRESH WATER	WASTE WATER	GRAY WATER	LPG
12995	3850	2845	39' 7"	13' 5"	62	49	87	60

## 3790RD / 3791RD

RV REFRIGERATOR RES. REFRIGERATOR



WEIGHT	GD	HITCH	LENGTH*	HEIGHT	FRESH WATER	WASTE WATER	GRAY WATER	LPG
13230	3705	2935	40' 1"	13' 5"	62	49	87	60

## 3820FK



WEIGHT	GD	HITCH	LENGTH*	HEIGHT	FRESH WATER	WASTE WATER	GRAY WATER	LPG
13895	2915	2810	40' 9"	13' 5"	62	38	76	60

## 3910FB / 3911FB

RV REFRIGERATOR RES. REFRIGERATOR



WEIGHT	GD	HITCH	LENGTH*	HEIGHT	FRESH WATER	WASTE WATER	GRAY WATER	LPG
12866	3134	2810	40' 5"	13' 5"	62	87	87	60

## 3950BR



WEIGHT	GD	HITCH	LENGTH*	HEIGHT	FRESH WATER	WASTE WATER	GRAY WATER	LPG
13360	3585	2945	40' 5"	13' 5"	62	49	87	60



## LIVING AREA FEATURES

- » Front to Rear Interior Vaulted Ceiling
- » Extra Large Ceiling Crown Molding with LED Lighting
- » Glazed Zinfandel Cherry Cabinetry
- » Solid Hardwood Slideout Fascia
- » Flush Mounted LED Interior Lights
- » Ceiling Fan with Light Kit
- » 6'6" Tall Main Slideouts
- » Roller Shades Throughout

## KITCHEN FEATURES

- » Solid Surface, Flush Mount Sink Covers
- » Solid Surface, Hinged Range Covers
- » Stainless Steel 30" Over-The-Range Convection/Microwave Oven
- » Stainless Steel 22" Oven with Broiler
- » Polar Max 18 Cubic Foot 4 Door RV Refrigerator
- » Residential French Door Refrigerator with Ice Maker and 1000 Watt Inverter (3611, 3661, 3711, 3721, 3791, 3911)
- » Power Vent Fan with Rain Sensor (Kitchen)
- » Free Standing Dinette
- » Central Vacuum with Interior and Exterior Ports Plus Toe Kick Sweep
- » Pullout Trash Can Drawer (Most Models)

## HOME ENTERTAINMENT FEATURES

- » 40" or 48" HD Flat Panel TV in Living Area
- » 32" Bedroom HDTV
- » DVD/CD/MP3 Bluetooth Entertainment System
- » Bedroom, Exterior & Living Room 3 Zone Sound System
- » HD Digital TV Antenna with Booster
- » Exterior HDTV (3160RL, 3660RL, 3661RL)

## BEDROOM FEATURES

- » iRelax High Density Posture Mattress
- » Massive Underbed Storage
- » (2) Bedside Electrical Outlets
- » Integrated Bedside Nightstands
- » 2-Piece Washer and Dryer Closet

## BATHROOM FEATURES

- » Solid Surface Bathroom Sink Vanity
- » Seamless 48" x 30" Fiberglass Shower
- » Sky Light Over Shower
- » Deluxe Porcelain Footflush Toilet

## FOUR SEASON FEATURES

- » Tested and Approved for 0 Degree Usage Since 2005
- » (R-21) Insulated Main Floor
- » (R-15) Insulated Slideout Floors
- » (R-11) Insulated Double Layer Supported Fiberglass Sidewalls
- » (R-38 Equivalent) Radiant Technology Insulated Roof
- » 35,000 BTU Furnace with Auto Ignition + 5100 BTU Fireplace
- » High Capacity 3" x 14" Residential In-Floor Straight Line Heat Duct System
- » Fully Vented Attic System
- » Enclosed, Insulated and Heated Holding Tanks and Dump Valves
- » Insulated In-Floor Water Lines
- » 12v Electric Tank Heaters
- » Heated Exterior Convenience Center
- » Enclosed and Heated City Water Low Point Drains
- » 30K BTU Dual Whisper Quiet A/C System (Twin 15K A/C's)

## TOWING FEATURES

- » Wireless Back-up Camera with In Vehicle Mobile Display
- » Patented 'Max Turn' Front Cap with Hitch Vision Mirror and LED Profile Lighting
- » Front Window Automotive Windshield (Select Models)
- » Best in Class MOR/Ryde Hitch Pin Box
- » MOR/Ryde CRE 3000 Suspension System
- » Heavy Duty Wet bolt Kit with Bronze Bushings and 1/2" Shackle Links
- » 7000 lbs Dexter™ E-Z Lube Axles with Self Adjusting Brakes
- » 8-Lug Aluminum Wheels ( Rated up to 110 PSI)
- » Back-Up Lights
- » Undermount Spare Tire & Carrier

## EXTERIOR AND CONSTRUCTION FEATURES

- » High Gloss Gel Coated Fiberglass Exterior
- » Automotive Frameless Safety Glass Windows
- » Insulated Slam Latch Pass Through Storage Compartment Doors with Gas Struts
- » Enormous Drop Frame Pass Through Storage Compartment
- » Adjustable and Lockable Electric Awning with LED Lighting
- » Second Electric Patio Awning (Select Models)
- » 30"x78" Oversized Entry Door

- » Four Step Entry w/Aluminum Step Treads
- » Oversized Fold Away Entry Handle
- » 12" Steel Powder Coated I-Beam Frame
- » 5" Arched Rafters
- » Laminated Sidewalls with Dual Layered Luan and EGS Metal Backing Strips to Anchor Interior Cabinets
- » 2"Welded Aluminum Framed Walls, Floors, Sidewalls
- » Seamless 5/8" Thick Dynaspan® Floor Decking
- » (2) Patio Security Lights
- » 50amp Service
- » 75amp Converter
- » Solar Panel Prep
- » 12 Gallon DSI Gas/Electric Water Heater
- » 50 gallon black tank capacity
- » 93 gallon gray tank capacity
- » 62 gallon fresh water capacity

## EXTERIOR CONVENIENCE CENTER

- » Outside Shower with Quick Connect Hose
- » City Water Hook-up
- » Power Tank Fill
- » Black Tank Flush
- » Easy Winterization Kit
- » Water Heater Bypass Switch
- » Enclosed Low Point Drains
- » Battery Disconnect

## OPTIONS

### RESIDENTIAL LIVING PACKAGE (MANDATORY)

- » Patented 'Max Turn' Front Cap with Hitch Vision and LED Profile Lighting
- » Best in Class MOR/Ryde Hitch Pin
- » MOR/Ryde CRE 3000 Suspension System
- » Wireless Back-up Camera with in Vehicle Mobile Display
- » Slam Latch Pass Through Storage Compartment Doors
- » Free Standing Dinette with (2) Fixed and (2) Folding Chairs
- » Front to Rear Interior Vaulted Ceiling
- » 6'6" Extra Tall Main Slideout Heights
- » Washer and Dryer Prep
- » LED Interior Lighting
- » Upgrade Solid Surface Kitchen and Bathroom Countertops with Range and Sink Covers
- » Glazed Hardwood Cherry Cabinet doors and Drawers
- » 30" OTR Convection Microwave
- » RV Four Door Refrigerator
- » French Door Residential Refrigerator w/ Ice Maker
- » Power Vent Fan in Kitchen
- » Central Vacuum with Interior and Exterior Ports and Toe Kick Sweep Convenience

### FOUR SEASON LIVING PACKAGE (MANDATORY)

- » Insulated and Enclosed Underbelly
- » 12v Electric Tank Heaters
- » (R-21) Insulated Main Floor
- » (R-15) Insulated Slideout Floors
- » (R-11) Insulated Double Layer Supported Fiberglass Sidewalls
- » (R-38 Equivalent) Radiant Technology Insulated Roof
- » Fully Vented Attic
- » Heated Pass Through Convenience Center

### MONTANA LEGACY EDITION (OPTIONAL)

- » Upgrade Package With High Impact Features (See Page 5 for More Details)

## EXTERIOR OPTIONS

- » Correct Track Trailer Alignment System (Mandatory)
- » 6 Point Hydraulic Automatic Leveling System (Mandatory)
- » 30K BTU Dual Whisper Quiet A/C System (Twin 15K A/C's) (Mandatory)
- » Dual Pane Frameless Safety Glass Windows
- » Slide Awning Package
- » (5) Goodyear 'G' Range Tires
- » Generator Ready (Onan 5.5 kw Specifications)
- » Onan Marquis Gold 5.5 kW LP Generator (Requires Gen. Ready)
- » Full Body Paint

## INTERIOR OPTIONS

- » Electric Fireplace (Mandatory)
- » King Size Bed
- » Power Vent Fan in Bathroom
- » Power Vent Fan in Toilet Room
- » High Back Desk Chair with Step Ladder
- » Booth Dinette in place of Free Standing Dinette (N/A 3710, 3711, 3790, 3791)
- » Theater Seat in place of Recliners (N/A 3710, 3711)



# MONTANA

## LUXURY FIFTH WHEEL



MORE FULL TIME RVERS THAN ANY OTHER BRAND IN THE INDUSTRY!

There are more full time Montana campers on the road than any other towable brand in North America. With the most efficient, well developed warranty, parts and service group, Keystone RV provides unprecedented support and confidence to all Keystone brand customers.

\*REFERENCE KEYSTONE RV COMPANY OWNERS MANUAL FOR LIMITED WARRANTY DETAILS

### PURCHASING YOUR RV LOCALLY



It's up to you where you purchase your new Montana, but may we suggest your local dealer? Not only does it help your local economy and provide jobs, but it will also give you an opportunity to develop a service relationship with someone that will come to know you and your coach. Congratulations on finding the best built, best equipped and best value in the industry. Happy travels!




# THE COMPLETE CHOICE

FOR MORE INFORMATION ON KEYSTONE RV VISIT  
[WWW.BIT.LY/10A00LK](http://WWW.BIT.LY/10A00LK)



### SCAN ME

FOR MORE INFORMATION ON KEYSTONE RV COMPANY



**MONTANA**  
[WWW.KEYSTONERV.COM/MONTANA](http://WWW.KEYSTONERV.COM/MONTANA)



Go RVing.



YOUR LOCAL DEALER IS:



DISCLAIMER: Product information is as accurate as possible as of the date of publication of this brochure. All features, floor plans, and specifications in this brochure are subject to change without notice. Please also consult Keystone's web site at [www.keystonerv.com](http://www.keystonerv.com) for more current product information and specifications. Tow Vehicle Disclaimer. CAUTION: Owners of Keystone recreational vehicles are solely responsible for the selection and proper use of tow vehicles. All customers should consult with a motor vehicle manufacturer or their dealer concerning the purchase and use of suitable tow vehicles for Keystone products. Keystone disclaims any liability or damages suffered as a result of the selection, operation, use or misuse of a tow vehicle. KEYSTONE'S LIMITED WARRANTY DOES NOT COVER DAMAGE TO THE RECREATIONAL VEHICLE OR THE TOW VEHICLE AS A RESULT OF THE SELECTION, OPERATION, USE OR MISUSE OF THE TOW VEHICLE. \*REFERENCE KEYSTONE RV COMPANY OWNERS MANUAL FOR LIMITED WARRANTY DETAILS. \*Length is defined as the distance from the centerline of hitch pin/coupler to rear bumper of trailer. D116

# BUILT BY EXPERIENCE

[KEYSTONERV.COM/MONTANA](http://KEYSTONERV.COM/MONTANA) ||

JANUARY 2016