

vista cruiser

BY GULF STREAM

Perfect for Mini Van
and SUV owners

www.gulfstreamcoach.com



NEW! Inside and Outside Brackets and Swing-Arm for optional TV.



NEW! Optional Bumper-Mount Gas Grill w/quick-connect LP Outlet



Brilliant, long-lasting, efficient LED Running Lights, and bold new graphics



Twin LP Tanks with ABS Cover and Quick-Access Opening



NEW! Bigger, deeper Pass-Through Storage with larger door

vista cruiser



www.gulfstreamcoach.com

Vista Cruiser by Gulf Stream is North America's most advanced light-weight travel trailer, featuring innovative floor plans, lightweight materials, premium features, European-inspired curved walls and an aerodynamic one-piece laminated fiberglass roof that extends from the front hitch to the rear bumper.

The unique Vista Cruiser design delivers unsurpassed weight-to-strength ratios, while providing almost 7 feet (83") of interior head-room and generous storage inside and out.

Our synthetic side wall composite will not rot, mildew or mold, and contains no formaldehyde.

Our pursuit of a lightweight, environmentally friendly, minimum-impact travel trailer has earned GREEN Certification and the respect of campers who want to protect the great outdoors while they enjoy it.



B (19ERD)



C (23RBK)



A (23BDS)



**D (Shown in 23CSK,
standard w/all walkaround queen beds)**

A. Vista Cruiser floor plans provide all the amenities of casual living in an efficient, attractive, comfortable travel trailer.

B. Our Rear Dinette floor plans take advantage of large windows for natural light, beautiful views, and plenty of fresh air.

C. Our 23RBK slide-out uses a slide-out to provide a luxurious sofa in the living area; perfect for quiet evenings or entertaining friends.


D. Several Vista Cruiser floor plans feature a big walk-around queen bed with perfectly placed cabinets, closets and lights (23CSK shown).

E. Every Vista Cruiser includes a full galley, spacious dry bath, roomy dinette, and deluxe sleeping accommodations in a fuel-efficient aerodynamic shape (23RBK shown here).

F. Great meals and fun snacks are easy in a Vista Cruiser galley, with a 60/40 sink, cooktop, power range hood with light, hardwood cabinet doors, durable countertops and plenty of drawer storage. 6.3 cu. ft. refrigerator is standard, microwave is optional (23BDS shown).



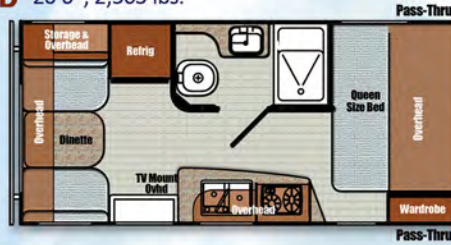
E (23BDS)



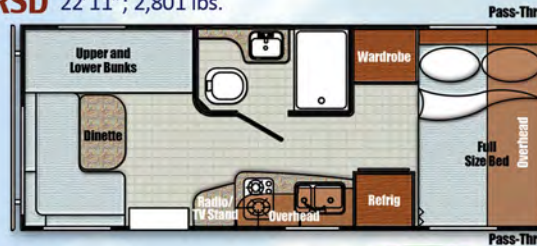
F (23BDS)



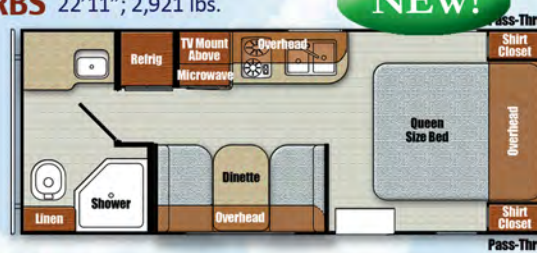
17RWD 20'0"; 2,563 lbs.



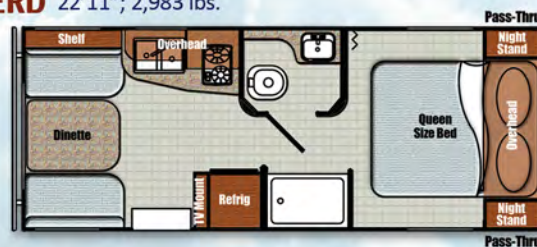
19RSD 22'11"; 2,801 lbs.



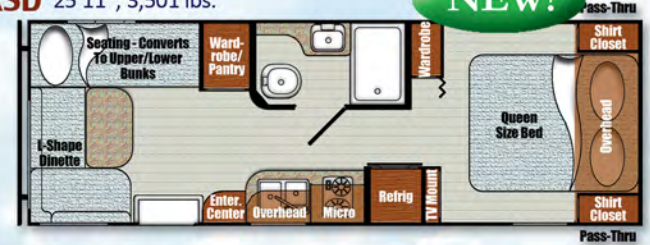
19RBS 22'11"; 2,921 lbs.



19ERD 22'11"; 2,983 lbs.



23RSD 25'11"; 3,501 lbs.



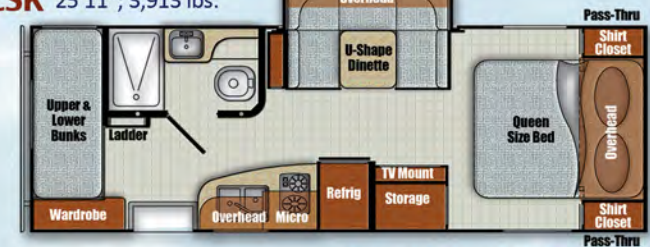
23RBK 25'11"; 3,345 lbs.



23BDS 25'11"; 3,766 lbs.



23CSK 25'11"; 3,913 lbs.



Specifications

Model	17RWD	19RSD	19RBS	19ERD	23RSD	23RBK	23BDS	23CSK
Length	20'0"	22'11"	22'11"	22'11"	25'11"	25'11"	22'11"	25'11"
Height w/AC	9'6"	9'6"	9'6"	9'6"	9'11"	9'11"	9'11"	9'11"
Dry Weight	2,563	2,861	2,921	2,983	3,501	3,650	3,766	3,913
Hitch Weight	250	400	340	330	480	380	380	430
Carrying Cap.	1,427	1,379	1,179	1,328	2,339	2,370	1,974	1,877
Fresh Tank	28 gal	28 gal	28 gal	28 gal	28 gal	28 gal	28 gal	28 gal
Grey Tank	30 gal	30 gal	30 gal	30 gal	30 gal	30 gal	30 gal	30 gal
Black Tank	30 gal	30 gal	30 gal	30 gal	30 gal	30 gal	30 gal	30 gal
Hot Water Htr	6 gal	6 gal	6 gal	6 gal	6 gal	6 gal	6 gal	6 gal
LP Capacity	40 lbs	40 lbs	40 lbs	40 lbs	40 lbs	40 lbs	40 lbs	40 lbs

Specifications shown are approximate and subject to change. Check the sticker on your unit for actual weights.

NEW!

NEW!

NEW!

Certified GREEN
by TRA Certification



For use of environmentally responsible processes, recycling & materials in Vista Cruiser facilities and products. www.tragreen.com.

VISTA CRUISER STANDARDS

CONSTRUCTION

- One-Piece Uni-Arch Fiberglass Roof
- High-Gloss Fiberglass Exterior
- Vacuum Bonded Laminated Walls
- Welded Six-Sided Aluminum Cage
- 83" Interior Headroom
- Pre-wired for Roof A/C
- Low Center of Gravity
- Lightweight Powder-Coated Steel Chassis
- Laminated Floor w/Lightweight Substrates
- Composite-Built Lightweight Sidewalls
- Single Axle w/Electric Brakes (17' & 19' Models)
- Tandem Axles w/Equi-Flex & Electric Brakes (23' Models)
- 14" Radial Tires w/Aluminum Wheels

EXTERIOR

- Black Radius Tinted Windows
- Three-Way Security Porch Light;
- Exterior Front Wall Hitch Light
- LED Running Lights
- TV Signal Booster w/Exterior Cable TV Outlet
- Entry Step Well
- Four Lightweight Stabilizer Jacks
- 26" x 72" Radius Entry Door w/Deadbolt Lock
- Exterior Pass-Thru Storage w/Light
- Easy-Lube Axles
- Two 20 lb. LP Bottles w/EZ-Access Cover
- 30 Amp Detachable 28' Marincor Power Cord
- 55 Amp Converter/Charger w/LED Indicators

INTERIOR

- 20,000 BTU Furnace w/Wall Thermostat (16,000 BTU in 17RWD)
- 6 gal Rapid Flow DSI Gas Water Heater
- Monitor Panel
- Hardwood Cabinet Doors/Drawers
- Radius Valance Treatments
- Night Shades
- Underbed Storage w/Lift Assist
- Advanced Mark-Free Vinyl Flooring

BATH

- Dometic Toilet w/Foot Flush
- High Velocity Bath Vent
- Medicine Cabinet w/Mirror
- Radius Shower Curtain
- Shower Pan w/Shower Surround
- Neo-Angle Shower (19RBS, 23RBK, 23BDS)
- Skylight (some models)

KITCHEN

- 2-Burner Cooktop
- 2 or 3 Drawers w/Dual Metal Glides
- 3-Way 6.3 cu. ft. Refrigerator (5.0 in 17RWD)
- Power Range Hood w/Light
- Designer High-Access Faucet

SAFETY

- Safety Chains, Break-Away Switch
- E-Z Escape Window
- Wall Mount Fire Extinguisher
- Combo LP/CO Detector; Smoke Detector

POPULAR OPTIONS

- **NEW:** Bumper-Mounted Gas Grill w/Quick Connect for LP
- **NEW:** Power Awning
- **NEW:** Interior & Exterior TV Mounts
- **NEW:** Slide-Out Topper (single slide)
- **NEW:** Power Tongue Jack
- **NEW:** Gas/Electric DSI Water Heater
- **NEW:** Sink Cover
- 11.5K BTU Low Profile A/C
- Touch Screen Stereo w/2 Interior and Exterior Speakers
- 14" Spare Tire in Floor Drop-In
- Manual Awning
- Outside Spray Port
- Safety Glass Windows
- Deluxe Foam Mattress
- Microwave Oven
- TV Antenna
- Radial Tires
- Neo-Angle Glass Shower Door

Designer-Approved Decor Choices

Casual "Tornado Tan" or geometric "Monopoly Spice" have been chosen to compliment the rich warm interior wood tones and to withstand the rigors of the campsite environment.



24 MONTHS OF PROTECTION



In addition to a standard one-year warranty, our exclusive Gulf Stream Coach Warranty gives you DOUBLE the protection with TWO YEARS of coverage on key structural components of your new Vista Cruiser. That extended protection is also offered to Gulf Stream owners by many of the manufacturers that supply components for Vista Cruiser units, including the refrigerator, antenna, furnace, water heater, air conditioner, awning, range, microwave and more. See the official Warranty for details and restrictions.



CREATED BY OUR FAMILY FOR YOUR FAMILY

Vista Cruiser Travel Trailers are built by Gulf Stream Coach, Inc., of Nappanee, Indiana, an independent family-owned, family-run company with 30 years of experience and innovation behind it. Founded by campers for campers, and driven by the input of Owners and Dealers, Gulf Stream Coach continues to be a voice of independence and fresh new ideas.



Scan the code to see the newest pictures, floor plans, styles, and features at www.gulfstreamcoach.com

For complete product information see your Gulf Stream Coach Dealer or visit www.gulfstreamcoach.com. Gulf Stream Coach, Inc. reserves the right to change or discontinue features, specifications, colors, materials and components at any time without further notice. Not responsible for typographic errors. Photos may show optional features available at additional cost. Experience and review a current model at a Gulf Stream Coach Dealer near you. © 2013 Gulf Stream Coach Inc., Nappanee, Indiana USA. #VIS012013

vista cruiser

BY GULF STREAM

Your Vista Cruiser Dealer:

