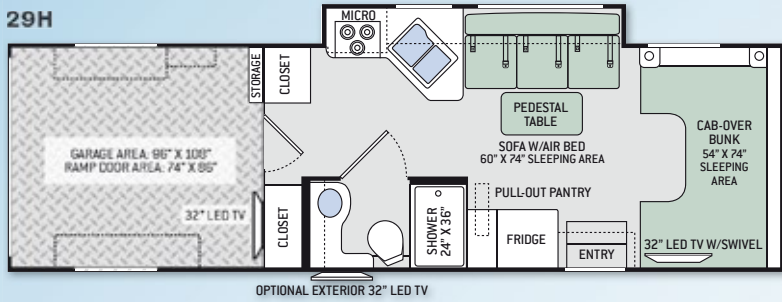


CLASS C

29H



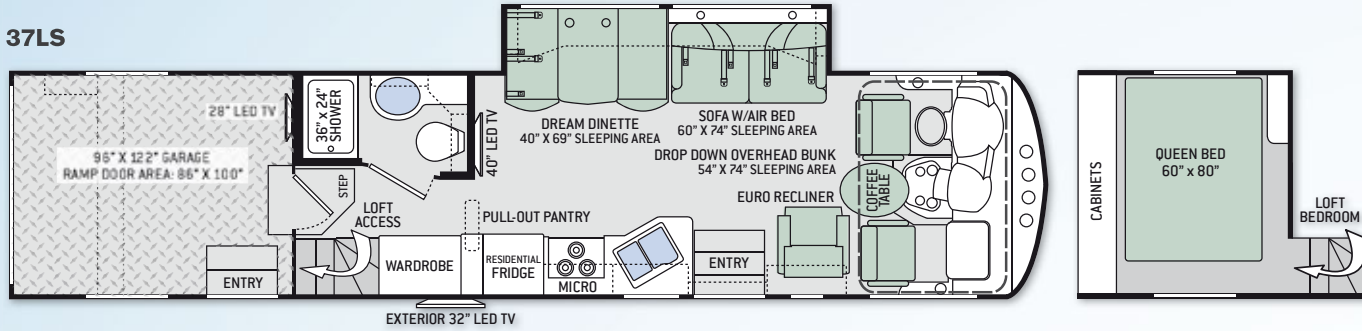
OUTLAW

METALLIC



CLASS A

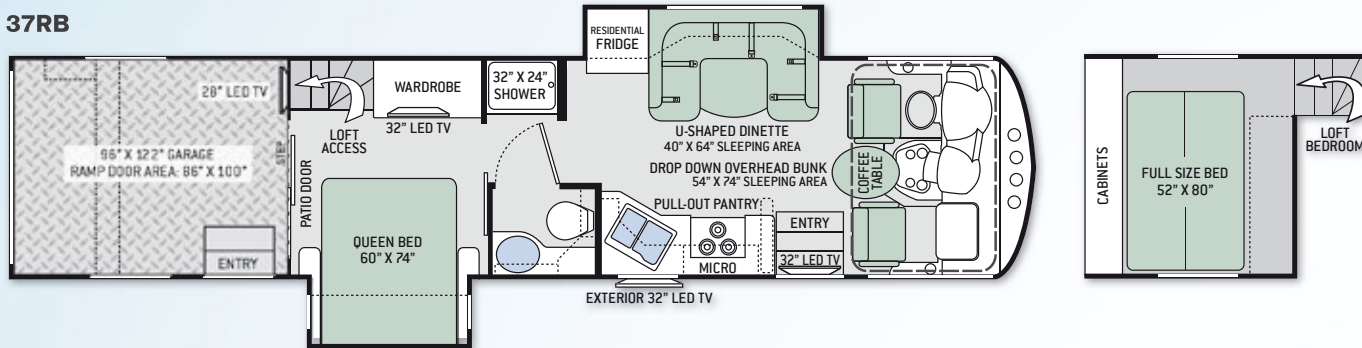
37LS



MOONDANCE



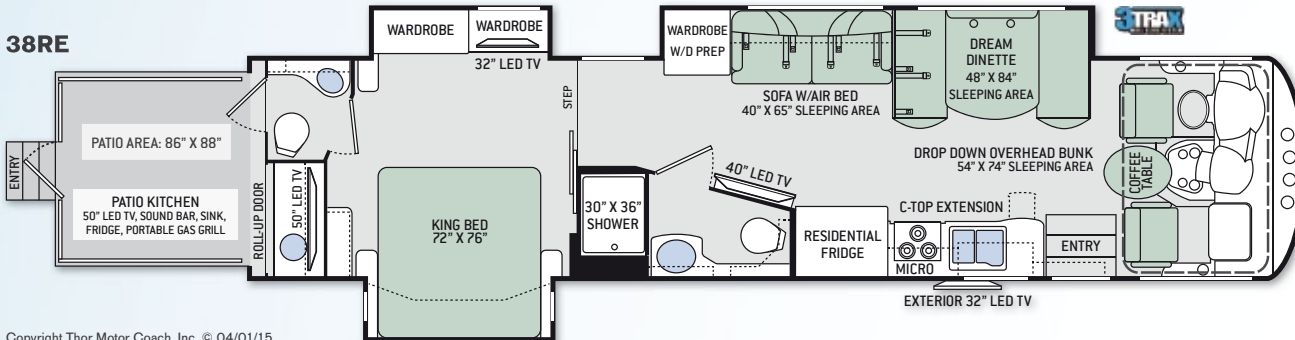
37RB



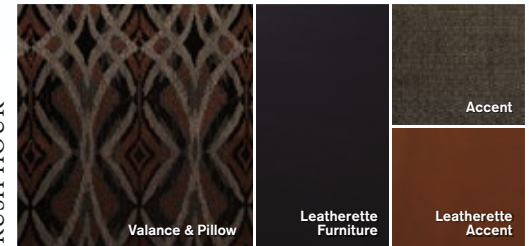
PARADISE CITY



38RE



RUSH HOUR



CLASS C SPECIFICATIONS


FLOOR PLAN	29H
Chassis	Ford
Gross Vehicle (GVWR)	14,500
Gross Combined (GCWR)	22,000
Wheel Base	219"
Exterior Length	30'-9"
Exterior Height (w/AC)	10'-10"
Exterior Width (w/o mirrors)	99"
Interior Height (living area)	82"
Awning Size	16'
Fuel (gal)	55
LPG (lbs)	40.9
Fresh/Waste/Gray Water (gal)	40 / 31 / 32
Water Heater (gal)	6
Furnace (BTUs)	20,000
Exterior Storage Capacity (cu. ft.)	13.4 (plus Garage)

CLASS A SPECIFICATIONS

FLOOR PLAN	37LS	37RB	38RE
Chassis	Ford	Ford	Ford
Gross Vehicle (GVWR)	26,000	26,000	26,000
Gross Combined (GCWR)	30,000	30,000	30,000
Wheel Base	252"	252"	252"
Exterior Length (w/o ladder)	38'-6"	38'-9"	39'-11"
Exterior Height (w/AC)	13'-3"	13'-3"	13'-3"
Exterior Width (w/o mirrors)	101"	101"	101"
Interior Height	80"-97"	80"-97"	80"-105"
Awning Size	21'	21'	19'
Fuel (gal)	80	80	80
LPG (lbs)	105	105	105
Fresh/Waste/Gray Water (gal)	100 / 43 / 43	100 / 43 / 43	150 / 40F - 29R / 43
Water Heater (gal)	6	6	6
Furnace (BTUs)	35,000	35,000	35,000 F - 20,000 R
Exterior Storage Capacity (cu. ft.)	132	127	158

CLASS C STANDARDS & OPTIONS

EXTERIOR & CONSTRUCTION

- Ford® E-450 Chassis – 6.8L Triton® V10, 305HP & 420 lb.-ft. Torque – TorqShift® 5-Speed Automatic Transmission
- Premium One-Piece Crown TPO Roof 
- HD-MAX® Exterior with Graphics Package
- Rotocast Storage Compartments
- Flush Mount Radius Compartment Doors
- Power Patio Awning with Integrated LED Lighting
- Patio & Rear Spot Lights
- Frameless Windows
- Outside Shower
- Drop Down Ramp Door with Patio Railings & Manual Patio Awning
- Air Ventilation Sidewall Vents in Garage
- Stainless Steel Storage Cabinet in Garage

EXTERIOR & CONSTRUCTION OPTION

- Automatic Leveling Jacks with Touchpad Controls

AUTOMOTIVE & COCKPIT

- Touchscreen AM/FM Dash Radio with CD/DVD Player, Bluetooth® & Back-Up Monitor
- Heated/Remote Exterior Mirrors with Integrated Side View Cameras
- Leatherette Captain's Chairs
- Keyless Entry
- Windshield Privacy Curtain

- Valve Stem Extenders
- Aluminum Running Boards
- 8,000-lb. Trailer Hitch with 7-pin Round Connector
- Wheel Liners

AUTOMOTIVE & COCKPIT OPTION

- Power Driver's Seat

INTERIOR

- Residential Vinyl Flooring Throughout
- Ceiling Ducted Air Conditioning System in Living Area
- Hard Vinyl Ceiling in Living Area
- Cab-Over Bunk Ladder
- LED Ceiling Lights
- Raised Panel Cabinet Doors with Nickel Finish Hardware
- Leatherette Sofa with Air Bed & Pedestal Table
- Window Privacy Roller Shades
- Tread Plate Non-Slip Flooring in Garage
- Tie Down Rings in Garage

INTERIOR OPTIONS

- Two Opposing Leatherette Jack-Knife Sofas in Garage
- Bug Screen Curtain in Garage
- 12-volt Attic Fan in Cab-Over

KITCHEN

- Double Door Refrigerator with Smoked Acrylic Panel Inserts
- 3-Burner Gas Cooktop
- Convection Microwave Oven
- Laminate Countertops
- Decorative Backsplash
- Large, Double Bowl Kitchen Sink

KITCHEN OPTION

- 12-volt Attic Fan

BEDROOM & BATHROOM

- Power Vent in Bathroom
- Stainless Steel Bathroom Sink
- Porcelain Toilet
- Shower with Retractable Door

ENTERTAINMENT

- Cab-Over Entertainment Center with HDMI Ready 32" LED TV on Manual Swivel & DVD Player
- 32" LED TV in Garage
- Bluetooth® Coach Radio System in Garage with Exterior Speakers
- Power Charging Center for Electronics
- Cable TV Ready

ENTERTAINMENT OPTION

- Exterior 32" LED TV

ELECTRICAL & PLUMBING


- Cummins Onan® RV QG 4000 Gas Generator
- 30-amp Shoreline Power Cord
- Automatic Shoreline-to-Generator Transfer Switch
- 13,500 BTU Front Roof Air Conditioner
- 5,000 BTU Air Conditioner in Garage
- Battery Disconnect Switch
- Dual Auxiliary House Batteries
- Emergency Start Switch
- 1,000-watt Entertainment Inverter
- 6-gallon DSI Gas/Electric Water Heater
- Water Heater Bypass System
- Systems Control Center
- **Rapid Camp®** Wireless Control System

ELECTRICAL & PLUMBING OPTION

- Holding Tanks with Heat Pads

CLASS A STANDARDS & OPTIONS

CONSTRUCTION & EXTERIOR

- Ford® F-53 Chassis - 6.8L Triton® V10 Engine, 362HP, 457 lb.-ft. Torque - TorqShift® 5-Speed Automatic with Overdrive Transmission
- Fully Welded Tubular Steel Floor System
- Fully Welded Tubular Aluminum Roof & Sidewall Cage Construction
- Vacu-Bond Laminated Roof, Sidewalls and Floor with High-Density Block Foam Insulation
- Fiberglass Front Cap
- One-Piece Windshield
- Full-Body Paint Package with Gel-Coat Sidewalls
- Automatic Leveling Jacks with Touchpad Controls
- Full Basement Pass-Through Storage
- Rotocast Storage Compartments
- Power Patio Awning with Integrated LED Lighting
- 3TRAX® Wall Slide System (38RE) 
- Rear Spot Lights
- Patio Lights
- Double Electric Automatic Entry Step
- Outside Shower
- Remote Fuel Filling Station with Pump & Nozzle (37LS & 37RB)
- Frameless Windows
- Pet-Link™ Multi-Purpose Tie-Down
- Drop Down Ramp Door w/Spring Assist, Patio Railings & Power Patio Awning (37LS & 37RB)
- Drop Down Patio Deck w/Railings, Staircase to Ground Level & Power Patio Awning (38RE)
- Air Ventilation Sidewall Vents in Garage (37LS & 37RB)

CONSTRUCTION & EXTERIOR OPTION

- Frameless Dual Pane Windows

AUTOMOTIVE & COCKPIT

- Touchscreen AM/FM Dash Radio with CD/DVD Player, Bluetooth® & Back-Up Monitor
- Heated/Remote Exterior Mirrors with Integrated Side View Cameras
- Reclining/Swivel Leatherette Captain's Chairs with Stow-Away Coffee Table in Between
- Cruise Control
- Tilt Steering Wheel
- Electric Windshield Solar & Privacy Shades
- Dash Fans
- Map Light
- 8,000-lb. Trailer Hitch with 7-pin Round Connector
- 22.5" Tires with Aluminum Wheels
- Valve Stem Extenders on Rear Tires
- Rear Mud Flap
- Dash Workstation with 110-volt & 12-volt Outlets

INTERIOR

- Residential Vinyl Flooring Throughout
- Ceiling Ducted Air Conditioning System in Living Area (37LS & 37RB includes Loft)
- Solid Wood Cabinetry with Raised Panel Cabinet Doors & Nickel Finish Hardware
- 80" Interior Height (At Lowest Point)
- LED Ceiling Lights
- Soft Touch Vinyl Ceiling
- Leatherette Sofa with Air Bed (37LS & 38RE)
- Leatherette Euro Recliner (37LS)
- Leatherette Dream Dinette® Booth (37LS & 38RE)
- Leatherette U-Shaped Dinette (37RB)
- Sofa Pillows
- Power Drop-Down Hide-Away Overhead Bunk with Cotton Cloud™ Mattress & Bunk Ladder
- Window Solar & Privacy Roller Shades in Living Area

- Tread Plate Non-Slip Flooring, Tie Down Rings & Stainless Steel Storage Cabinet in Garage (37LS & 37RB)
- 12-volt Attic Fan in Garage (37LS & 37MD)

INTERIOR OPTIONS

- Electric Fireplace with Remote Control (38RE)
- Bug Screen Curtain in Garage (37LS & 37RB)
- Two (2) Opposing Jack-Knife Sofas in Garage (37LS & 37MD)

KITCHEN

- 11 cu. ft. Double Door Residential Refrigerator (37LS & 37RB)
- 22 cu. ft. Stainless Steel Side-by-Side Residential Refrigerator (38RE)
- 3-Burner Gas Cooktop with Oven
- 30" Over-the-Range Microwave Oven
- Solid Surface Countertops & Sink Cover
- Large Double Bowl Kitchen Sink with Single Handle Faucet & Sprayer
- 12-volt Attic Fan

BEDROOM & BATHROOM

- Vaulted Ceiling (38RE)
- Denver Mattress® King Size Bed with Designer Headboard (38RE)
- Denver Mattress® Queen Size Bed (37RB)
- Queen Size Bed in Loft (37LS)
- Full Size Bed in Loft (37RB)
- Bedspread & Pillow Shams
- Privacy Curtain in Loft (37LS)
- Window Privacy Roller Shades in Loft (37LS & 37RB)
- 12-volt Attic Fan in Bathroom
- Foot Flush Porcelain Toilet
- Shower with Glass Door

ENTERTAINMENT

- Mid-Ship Entertainment Center with 40" LED TV & DVD Player in Living Area (37LS & 38RE)
- Entertainment Center with 32" LED TV & DVD Player in Living Area (37RB)
- 32" LED TV in Bedroom (37RB & 37RE)
- 28" LED TV in Garage (37LS & 37RB)
- Exterior 32" LED TV
- TV Ready in Loft (37LS & 37RB)
- Cable TV & HDMI Ready
- Bluetooth® Coach Radio System with Exterior Speakers
- Power Charging Center for Electronics
- Rear Patio Outside Kitchen including 50" LED TV, Bluetooth® Sound Bar, 2.6 cu. ft. Refrigerator, Sink & Portable Gas Grill (38RE)

ELECTRICAL & PLUMBING

- Cummins Onan® RV QG 5500 Gas Generator
- 50-amp Shoreline Power Cord
- Dual 13,500 BTU Low Profile Roof Air Conditioners
- 5,000 BTU Air Conditioner in Garage (37LS & 37RB)
- 5,000 BTU Air Conditioner with Remote in Bedroom (38RE)
- Emergency Start Switch
- Battery Disconnect Switch
- Four (4) Auxiliary House Batteries
- 1800-watt Inverter
- 55-amp Converter
- 6-gallon DSI Gas/Electric Water Heater
- Water Heater Bypass System
- Enclosed & Heated Holding Tanks
- Black Tank Flush System
- Washer/Dryer Prep (37LS & 38RE)
- Systems Control Center
- **Rapid Camp®** Wireless Control System




CLASS C



AFTER BURNER HD-MAX® 



COLD FUSION HD-MAX® 

OLYMPIC CHERRY



SYDNEY MAPLE



CLASS A



CHERRY FIRE FULL-BODY PAINT



SUPER NOVA FULL-BODY PAINT

OLYMPIC CHERRY



SYDNEY MAPLE



OVERDRIVE FULL-BODY PAINT



RED ROCK FULL-BODY PAINT

Thor Motor Coach is the industry leader in innovative design and builds a variety of unique styles, sizes and floor plans that feel custom-made – at a truly competitive price.

IMPORTANT-PLEASE READ: This brochure reflects product design, fabrication, material, components and specifications at the date of printing, which date is disclosed below. Please visit us online at ThorMotorCoach.com or consult with your selling dealership for the latest in standards, options, specification and technical information. Photographs in the brochure may depict optional equipment or may only be available in certain floor plans. Components, appliances and the chassis may have been manufactured in a calendar year before the vehicle's designated model year. All capacities are approximate. The actual length of the vehicle may differ from that indicated in the brochure due to variances in the manufacturing processes and/or installed components. All dry weights are based on standard model features and do not include optional features or equipment. Component part and appliance manufacturers issue limited warranties covering portions of the vehicle not covered under the limited warranty we issue. Copyright Thor Motor Coach, Inc. © 04/01/15 V3

YOUR LOCAL THOR MOTOR COACH DEALER



Made to fit.

P.O. Box 1486, Elkhart, IN 46515
Sales Department: 800.860.5658
Customer Service: 877.855.2867



OutlawRV.com