

Rockwood

FREEDOM ESP PREMIER HIGH WALL HARD SIDE CAMPERS



# Rockwood

FREEDOM ESP PREMIER HIGH WALL HARD SIDE CAMPERS





2

2318G



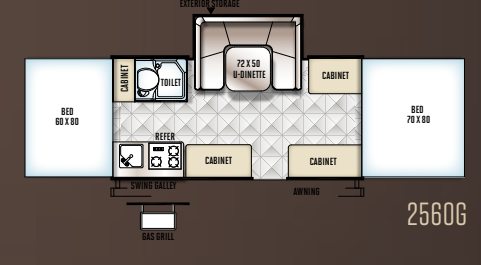
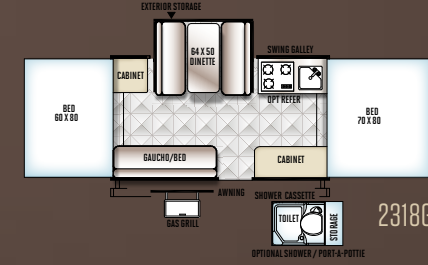
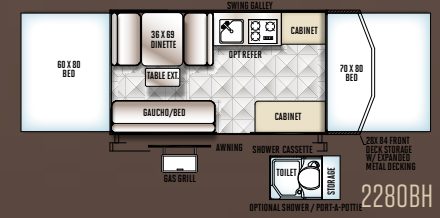
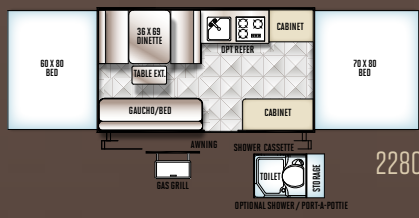
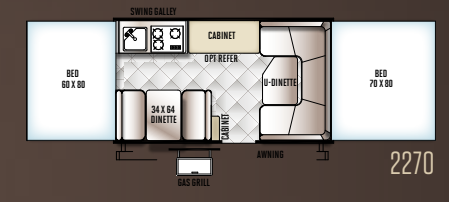
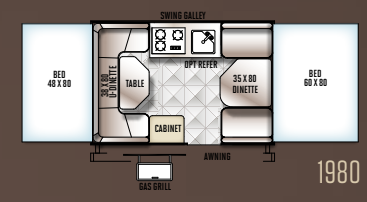
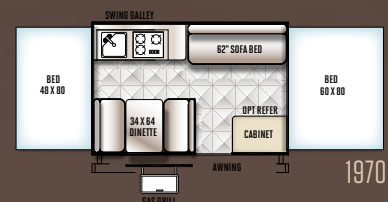
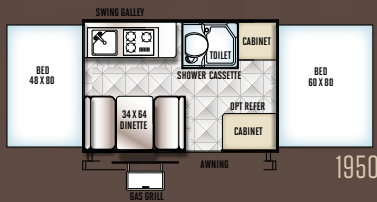
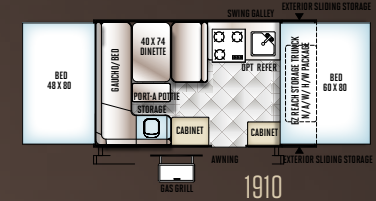
ROCKWOOD

# Freedom

MAKING YOUR INVESTMENT GO A LONG WAY.

Rockwood takes pride in packing the most value possible into our Freedom series. Finding the perfect fit for the specific needs of your active family is made easier by the wide variety of floor plans available. While each model comes standard with many features, you still have flexibility to incorporate as many options as you choose to fit your camping preferences.

FREEDOM



MODEL	1910	1950	1970	1980	2270	2280	2280BH	2318G	2560G	1640LT	1940LT
UNLOADED VEHICLE WEIGHT *	2062	1959	1834	1853	2072	2218	2280	2312	2552	1380	1538
BASE DRY HITCH WEIGHT	242	231	242	242	258	336	376	314	246	176	188
BASE DRY AXLE WEIGHT	1820	1728	1592	1611	1814	1882	1904	1998	2306	1204	1350
CARGO CAPACITY	1161	1253	1389	1370	1167	1099	1077	983	675	937	791
BOX SIZE	10'	10'	10'	10'	12'	12'	12'	12'	14'	8'	10'
TRAILER SIZE (Closed w/ Hitch)	17' 1"	15' 3"	15' 3"	15' 3"	17' 2"	17' 2"	18' 8"	17' 2"	19' 2"	12'	14'
HEIGHT (Closed)	57"	57"	57"	57"	57"	57"	57"	57"	57"	56"	56"
TRAILER LENGTH (Open)	20' 4"	20' 1"	20' 1"	20' 1"	23' 10"	23' 10"	23' 10"	23' 10"	25' 10"	17' 1"	20' 1"
FRESH WATER CAPACITY	20	26	20	20	26	26	26	26	26	11	11



The Unloaded Vehicle Weight (UVW) listed represents the weight of one trailer with that model's standard equipment including the content of specified Option Packages.  
 \* See back cover for further specification definitions.



2280BHESP



ROCKWOOD

# Extreme Sports Package

LET'S MAKE THE MOST OF THIS ADVENTURE.

Introducing the Rockwood Extreme Sports Package (ESP), a camper designed for active couples and families that embrace the many outdoor sports activities that are popular today. Whatever the preference; mountain biking, kayaking, canoeing, sailboarding or surfing, the ESP camping trailers are designed to allow you to make the most of your outdoor experience.

### Spacious comfort with features important to you

The durable leather appearance seating, attractive Driftwood cabinets and rustic wood-look flooring, give the interior a resilient, yet refined appeal. Interior features targeted for the modern, active lifestyle include a Digital Media Receiver with Blue Tooth, MP3 player USB and auxiliary ports, recharging station with (2) additional USB ports, LED interior lighting, optional air conditioning prep and "off the ground" spacious beds with quilted-top heated mattresses.

### Cargo carrying versatility

No more need to overload vehicles or to leave equipment behind. The Rockwood ESP camper features ProRac Systems, Inc. permanent cross bars that provide a load-bearing surface for securing up to 150 lbs. of a wide variety of outdoor sports equipment. It is easy to reach and adjustable to provide unmatched cargo carrying flexibility. Additional storage options like a front storage deck and front storage trunk are available on select models.

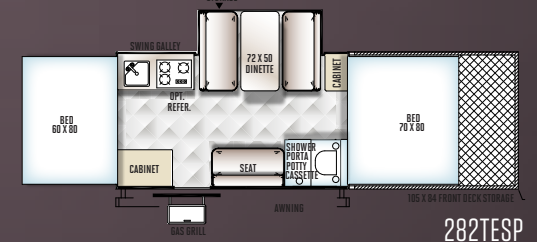
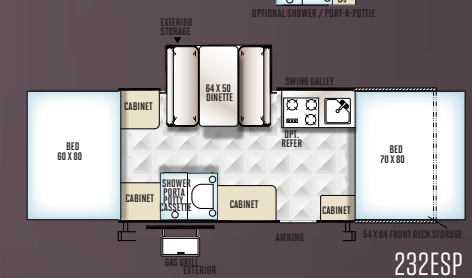
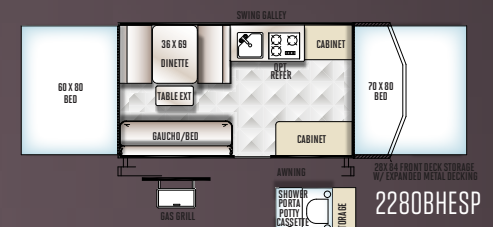
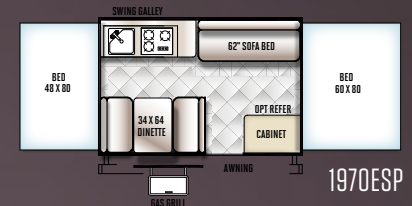
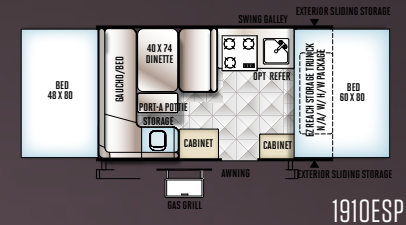
### Stylishly rugged exterior with huge ground clearance

The Brushed Nickel exterior features black diamond plate skirting, distinctive fender flairs and 15" Mud Rover Radial Tires with Aluminum Wheels that provides for 12" ground clearance allowing you to get your gear where it needs to go. Other exterior features include a roof mount exterior LED light strip; Toy Lock frame mounted locking system and Spray Away utility hose.

MODEL	1910ESP	1970ESP	2280BHESP	232ESP	282TESP
UNLOADED VEHICLE WEIGHT*	2249	2139	2430	2835	3224
BASE DRY HITCH WEIGHT	250	283	407	310	219
BASE DRY AXLE WEIGHT	1999	1856	2023	2525	3005
CARGO CAPACITY	1000	800	1000	956	1950
BOX SIZE	10'	10'	12'	12'	12'
TRAILER SIZE (Closed w/ Hitch)	17' 1"	15' 3"	18' 8"	21' 9"	26'
HEIGHT (Closed)	66"	66"	66"	66"	66"
TRAILER LENGTH (Open)	20' 4"	20' 1"	23' 10"	26' 5"	30' 8"
FRESH WATER CAPACITY	20	20	26	26	26

The Unloaded Vehicle Weight (UVW) listed represents the weight of one trailer with that model's standard equipment including the content of specified Option Packages.  
\* See back cover for further specification definitions.

EXTREME SPORTS PACKAGE





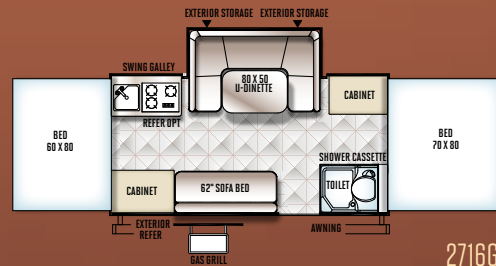
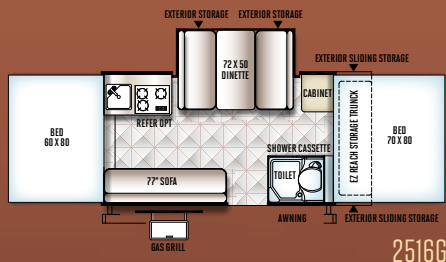
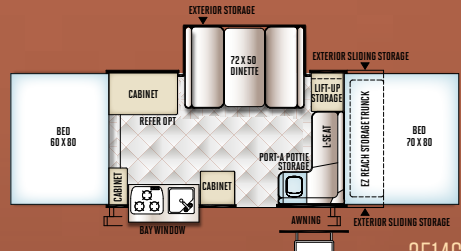
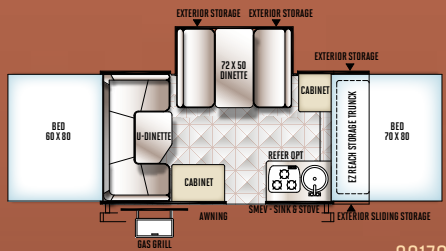
2516G

ROCKWOOD

# Premier

A PROVEN TRACK RECORD MAKES THIS UNIT A PREMIER CAMPER.

Year in and year out the Premier series consistently delivers with outstanding features and styling to enhance your camping experience. The swing down galley and standard power lift make the Premier a breeze to set up. The expansive seating throughout the camper gives everyone plenty of room to sit and enjoy themselves.



MODEL	2317G	2514G	2516G	2716G
UNLOADED VEHICLE WEIGHT *	2610	2678	2717	2773
BASE DRY HITCH WEIGHT	340	302	296	380
BASE DRY AXLE WEIGHT	2270	2376	2421	2393
CARGO CARRYING CAPACITY	711	605	560	588
BOX SIZE	12'	12'	12'	14'
TRAILER SIZE (Closed w/ Hitch)	19' 1"	19' 1"	19' 1"	19' 1"
HEIGHT (Closed)	61"	61"	61"	61"
TRAILER LENGTH (Open)	23' 9"	23' 9"	23' 9"	25' 9"
FRESH WATER CAPACITY	26	26	26	26

The Unloaded Vehicle Weight (UVW) listed represents the weight of one trailer with that model's standard equipment including the content of specified Option Packages.

\* See back cover for further details.



HW277



ROCKWOOD

# High Wall

IT'S YOUR VACATION. WHY NOT GO IN STYLE?

The Rockwood High Wall campers are perfect for those families who want the luxurious features of a travel trailer in a much lighter towable option. The Cherry colored cabinetry, stainless steel finishes and beautiful wood grain-look flooring puts this camper in a class of its own.



MODEL	HW 276	HW 277	HW296	HW316TH
UNLOADED VEHICLE WEIGHT*	3149	3276	3651	3925
BASE DRY HITCH WEIGHT	278	377	371	404
BASE DRY AXLE WEIGHT	2871	2899	3280	3521
CARGO CARRYING CAPACITY	591	563	1311	1963
BOX SIZE	14'	14'	16'	14'
TRAILER SIZE (Closed w/ Hitch)	19' 4"	19' 4"	21' 4"	28' 4"
HEIGHT (Closed)	71"	71"	72"	72"
TRAILER LENGTH (Open)	25' 9"	25' 9"	27' 9"	33' 9"
FRESH WATER CAPACITY	26	26	26	26
GRAY WATER CAPACITY	12	12	12	12
BLACK WATER CAPACITY	12	12	12	12

The Unloaded Vehicle Weight (UVW) listed represents the weight of one trailer with that model's standard equipment including the content of specified Option Packages.

\* See back cover for further details.



A122S



ROCKWOOD

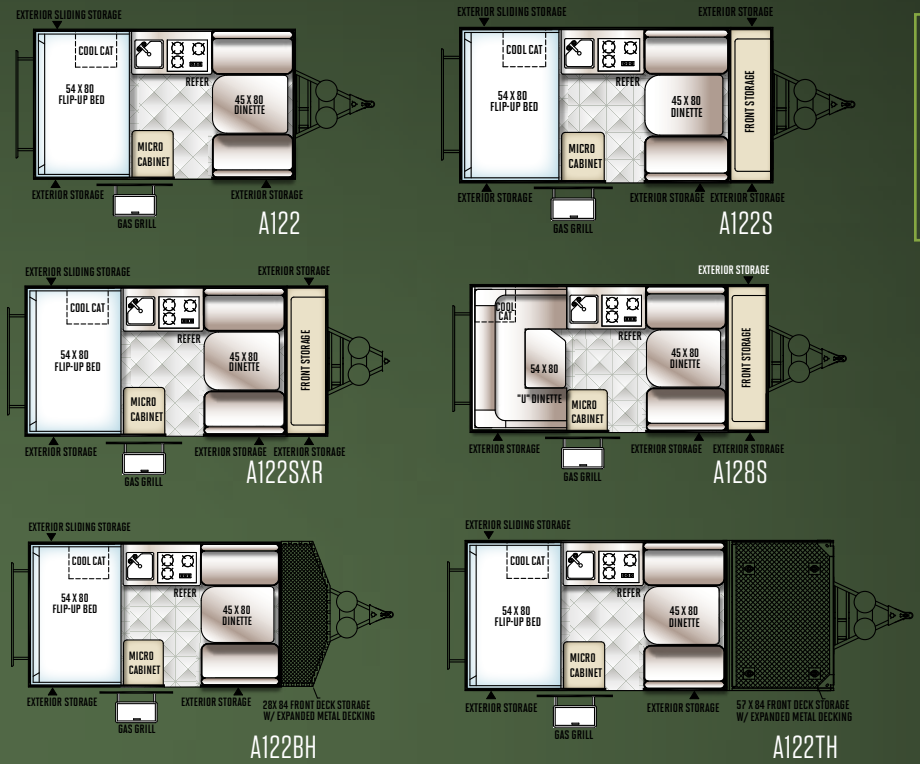
# Hard Side

VACATIONS LIKE A TRAILER & STORES LIKE A CAMPER.

The Hard Side folding camper brings a smooth, fiberglass vacuum bonded exterior with quick, easy set up, while retaining the towing and storage advantages of the Premier tent camper. Making it the perfect product for your camping adventure.



A122S



HARD SIDE



Gas Strut Lift Assist (Std. Hard Side Models w/ Manual Lift Roof Only)



Molded LP Bottle Covers (Std. Hard Side & Hard Side High Wall)



Hard Side & Hard Side High Wall Awning & Screen Room option. (Shown on A122S.)

MODEL	A122	A122S	A122BH	A122TH	A122SXR	A128S
UNLOADED VEHICLE WEIGHT *	2003	2095	2104	2354	2234	2093
BASE DRY HITCH WEIGHT	218	284	273	346	290	263
BASE DRY AXLE WEIGHT	1785	1811	1831	2008	1944	1830
CARGO CARRYING CAPACITY	1177	1151	1131	1454	1518	1132
BOX SIZE	12'	12'	12'	12'	12'	12'
TRAILER SIZE (Closed w/ Hitch)	17' 1"	18' 11"	19' 2"	22' 1"	19' 1"	18' 11"
HEIGHT (Closed)	60"	60"	60"	65"	60"	60"
FRESH WATER CAPACITY	26	26	26	26	26	26

The Unloaded Vehicle Weight (UVW) listed represents the weight of one trailer with that model's standard equipment including the content of specified Option Packages.  
\* See back cover for further details.



A213HW







K

B

P

C

A

F

N

O

M

L

H

I

D



## ROCKWOOD

## Superior Construction

- A** Three Stage Double Arm Lifter Posts (NA Hard Side)
- B** Fiberglass Vacuum Bonded Radius Roof w/ No Center Seam (NA Hard Side)
- C** Five-Piece Vinolon Supreme Tenting (NA Hard Side)
- D** E-Z Crank Down Stabilizer Jacks w/Sand Pads
- E** Full Perimeter Aluminum Bed Frames (NA Hard Side)
- F** Plywood Bunk Ends (NA Hard Side)
- G** Seven-Way Pigtail Wiring
- H** Under Floor 20 Gallon Fresh Water Tank (LTDs 11 Gallon Above Floor)
- I** Powder Coated Tubular Steel Frame
- J** Powder Coated Rafter Poles and Bed Bows (NA Hard Side)
- K** Air Conditioner Reinforcing Laminated Into Roof (NA Hard Side)
- L** Nitrogen Filled Steel Belted Radial Tires
- M** Easy Lube System (Except LTDs)
- N** Smooth Fiberglass Vacuum Bonded Exterior (NA on Freedoms)
- O** One-Piece Door (Except LTDs & Hard Side)
- P** Under Awning LED Lighting (Except LTD's & Hard Sides)



**DEXTER TORFLEX**  
RUBBER TORSION SUSPENSION AXLES

## DEXTER TORFLEX

**(Standard on Premier, High Wall and Hard Side Models)**

- Independent wheel suspension and self-damping action
- Rubber cushioning eliminates metal-to-metal contact.
- Forged torsion arm for maximum strength

Most models are also equipped with E-Z Lube® System and Nev-R-Adjust® Brakes.

ROCKWOOD

# Popular Features

JUST A FEW FEATURES THAT MAKE US GREAT.



**A** Toylok Mounted Locking System (Std. 2280BH, 2280BHESP, 232ESP, 282TESP, HW316TH, A122BH, A122TH Only)

**B** Heated Mattress (Std. Opt.)

**C** Swing Down Galley (Except LTDs, Hard Side, High Wall)

**D** Metal Full Extension Drawer Guides (Std.)

**E** Solar Panel Prep (Std. all models) The Zamp 40 amp, portable solar panel shown is sold separately.

**F** Three Speed Ventilation Fan (Except LTDs.)

**G** Water Pump with Filter (Std.)

**H** Outside Grill with Work Table (Std. Freedom, Premier, Hard Side, High Wall)

**I** Add-a-Room with Privacy Panels (Opt. all Models Except Hard Side)

**J** Power Lift (Std. Premier, High Wall and 232ESP, 282TESP Opt. Freedom /LTD)

**K** Crank Down Stabilizer Jack (Std.)



**L** Easy Glide Scissorpole Bed Supports (Except LTDs)

**M** Bike Rack Option (Most Models)

**N** Under Awning LED Light (All Models Except LTD's and Hard Sides)

**O** One-Piece Door (Except LTD's, Hard Side) and Large Entry Assist Handle (Except LTD's)

**P** Beautiful Hardwall Shower with a residential-style flush toilet complete with 12-gallon black and gray water holding tank and monitor panel. (Std. High Wall)

**Q** Hanging Wardrobe (Opt. all Models Except Freedom, Hard Side & LTD's)

**R** Outside Shower (Incl. w/ Hot Water Pkg; Std: Premier, Hard Side, High Wall and Opt: Freedom)

**S** AM/FM Stereo with CD Player (Std. Premier, Hard Side & High Wall, HW296 Std. w/ AM/FM/CD Stereo with DVD Player)

**T** Easy Opening Deluxe Pull-up Curtains. (Std. Premier and High Wall)

**U** Double Entry Step (Std. 232ESP, 282TESP Models, All HW Models, and Hard Side A212HW, A213HW, A214HW)


**V** Black Water Hose Storage (Std. HW models)

**W** LED Bunk Light (Std. Premier & High Wall)

**X** Molded LP Bottle Covers (Std. Hard Side, High Wall Only)

**Y** EZ Reach Storage Trunk (Some Models)

**Z** ProRac Roof Mounted Cross Bars w/ Opt. Bike and Kayak Carrier attachments. (All ESP Models)



# Standards & Options



MODELS	LTD	F	ESP	P	HW	HS
<b>STANDARD &amp; OPTIONAL FEATURES</b>						
Cherry Interior with "Wood-Look" Linoleum	--	--	--	S	S	S
Hickory Interior with "Wood-Look" Linoleum	S	S	--	--	--	--
Driftwood Interior with "Wood-Look" Linoleum	--	--	S	--	--	--
Two-Tone Fabric Seating	S	S	--	S	S	S
"Leather Appearance" Seating	--	--	S	--	--	--
Residential Style Kitchen Faucet	S	S	S	S	--	S
Stainless Steel Look Appliances and Sink	--	--	--	S	S	S
Double Pan Sink with High Rise Faucet (HS: A194HW, A212HW Only)	--	--	--	--	S	S*
Electric Water Pump	S	S	S	S	S	S
Hot Water Package (Incl. Water Filter, Outside Shower, Six Gallon DSI Hot Water Heater, Demand Water Pump) (Opt. F: 1910, 1970, 1980, ESP: 1910ESP, 1970ESP) (Std. F: 1950, 2270, 2280, 2280BH, 2318G, ESP: 2280BHESP, 232ESP, 282ESP)	--	S/O*	S/O*	S	S	S
Port-a-Potty (F: 1910, ESP: 1910ESP, P: 2514G HS: A122, A122S, A122BH, A122TH, A128S, A192HW, A212HW Only)	--	S*	S*	S*	--	S*
Residential Flush Toilet in Cabinet (HS: A213HW Only)	--	--	--	--	--	S*
Shower and Cassette Toilet Package Incl. Cabinet w/ Shower, Cassette Toilet and Shower Curtain (Opt. F: 2280, 2280BH, 2318G, ESP: 2280BHESP) (Std. F: 1950, 2560G, ESP: 232ESP, 282TESP, P: 2516G HW: A194HW)	--	S*/O*	S*/O*	S*	--	S*
Hard Wall Shower with Residential Flush Toilet and Monitor for Holding Tanks, Battery and Water Pump Switch	--	--	--	--	S	--
Hard Wall Shower with Residential Flush Toilet (HS: A214HW Only)	--	--	--	--	--	S*
Spray Away Utility Hose (HW: HW316TH Only)	--	--	S	--	S*	--
Antifreeze Inlet to Bypass Fresh Water Tanks When Winterizing	S	S	S	S	S	S
Fold Over Galley with Upper and Lower Storage (Std. P: 2514G Only)	S	--	--	S*	--	--
Two Burner Free-Standing Range	S	--	--	--	--	--
Swing Level Galley with Storage (N/A P: 2514G, 2317G)	--	S	S	S*	--	--
Permanently Mounted 3-Burner Indoor Range w/ Stove Cover	--	S	S	--	--	--

MODELS	LTD	F	ESP	P	HW	HS
Permanently Mounted 3-Burner Indoor Range w/ Glass Stove Top Cover	--	--	--	S	--	S
Three Burner Glass Top Stove with Oven (HS: A194HW, A212HW Only)	--	--	--	--	S	S*
Microwave	--	--	--	--	S	S
Large Built-In Icebox	S	S	S	S	S	--
110V Electric Outside Accessible Refer (P: 2716G Only)	--	--	--	S*	--	--
3 Way Refer 1.9 cu. ft.	0	0	0	--	--	--
3 Way Refer 2.5 cu. ft.	--	--	--	0	--	S
Extra Large 3 Way Refer (HS: A194HW, A192HW, A212HW, A213HW, A214HW Only)	--	--	--	--	0	S*
Free Standing Lite-Ply Table—High Pressure Laminate (Most Models)	S	S	S	S	S	S
Comfortable Family Style Dinette w/ 4" Cushions	S	OPA	OPA	S	S	S
Residential Style Raised Panel Doors	--	--	--	S	S	S
Wood Drawers w/ Full Extension Metal Guides	S	S	S	S	S	S
Large Clothes Bar	--	--	--	S	S	S
Hanging Wardrobe	--	--	--	0	0	0
Hanging Pantry	--	0	0	0	0	--
USB Charging Ports	--	S	S	S	S	S
AM/FM Stereo with CD player	--	--	--	S	S	S
AM/FM Stereo with CD and DVD player (HW296 Only)	--	--	--	--	S*	--
Digital Media Receiver w/ Bluetooth, MP3 Player, USB & Aux. Ports	--	--	S	--	--	--
TV Outlet with Cable and Satellite Hook Up	--	S	S	S	S	S
LCD TV (HW296 Only)	--	--	--	--	S*	--
30 Amp Detachable Power Cord w/ Storage Bag	--	S	S	S	S	S
25 Amp Converter w/ Built in Battery Charger	S	--	--	--	--	--
35 Amp Converter w/ Built in Battery Charger	--	S	S	S	S	S
12V Safety Breaker	S	S	S	S	S	S
Roof Vent	S	--	--	--	--	--
Three Speed Ventilation Fan	--	SO	SO	SO	SO	SO
Air Conditioner Wiring Kit	0	0	0	0	0	--
10k BTU Cool Cat Heat Pump	--	--	--	--	--	S
13.5k BTU Low Profile Air Conditioner (Factory Installed)	--	--	--	--	0	--
15k BTU Low Profile Air Conditioner (Factory Installed)	--	--	--	--	0	--
20k BTU Forced Air Furnace w/ Electric Ignition	0	0	0	0	0	0

MODELS	LTD	F	ESP	P	HW	HS
Interior Floor Lights	--	--	--	--	S	S
2 Ceiling LED Lights and Jacks for Accessories	S	--	--	--	--	--
2 Ceiling LED Lights	--	--	--	--	--	S
3 Ceiling LED Lights and Jacks for Accessories	--	S	S	S*	--	--
4 Ceiling LED Lights and Jacks for Accessories (P: 2716G Only)	--	--	--	S*	S	--
Bunk LED Light with Fan	--	--	--	S	S	--
LED Bunk Light (F: 2318G, 2560G, ESP: 232ESP, 282TESP Only)	--	S*	S*	S	S	--
LP Leak/Carbon Monoxide Detector	S	S	S	S	S	S
Privacy Curtains	S	OPA	OPA	S	S	S
Deluxe Pull Up Curtains	--	--	--	S	S	--
Roof Valances	--	OPA	OPA	S	S	--
Storage Net Over One Bunk (HW: N/A HW316TH)	--	S	S	S	S*	--
Quilted Top Bed Mattresses						
Deluxe Quilted Top Bed Mattresses (HS: A213HW Twin Beds Converts to King)	--	--	--	--	--	S*
Quilted Top Memory Foam Innerspring Mattresses (HS: A122, A122S, A122BH, A122TH Only)	--	--	--	S	S	S*
Quilted Top 60" x 80" Innerspring Mattresses (HS: A192HW, A212HW, A214HW Only)	--	--	--	--	--	S*
Thermostatically Controlled Heated Mattresses (HS: A122, A122S, A122BH, A122TH, A192HW, A212HW, A214HW Only)	SO	SO	SO	SO	SO	S*
Leaf-Spring Axle	S	S	S	--	--	--
Independent Torsion Axles	--	--	--	S	S	S
Easy Lube Axles	--	S	S	S	S	S
Spare Tire, Cover and Mount	S	OPB	OPB	OP1	OP1	S
12" Radial Tires	S	--	--	--	--	--
13" Radial Tires w/ Aluminum Wheels (HS: Except A122TH, A122SXR, A212HW, A213HW, A214HW)	--	S	--	S	--	S*
14" Radial Tires w/ Aluminum Wheels (Std. HS: A212HW, A213HW, A214HW)(Note: Dual Axle Models HW296, HW316TH)	--	--	--	--	S	S*
15" Mud Rover Radial Tires, Aluminum Wheels (Std. HS: A122TH, A122SXR Only, ESP: 1910ESP, 1970ESP, 2280BHESP) w/ Shocks (Std.ESP: 232ESP, 282TESP Only) (Note: Dual Axle ESP: 282TESP)	--	--	S*	--	--	S*
Electric Brakes	0	S	S	S	S	S



MODELS	LTD	F	ESP	P	HW	HS	MODELS	LTD	F	ESP	P	HW	HS	MODELS	LTD	F	ESP	P	HW	HS	
Slam Latches on Front Trunk Side Doors (P: 2317G, 2514G, 2516G Only)	--	--	--	S*	--	--	Regulator (Std. ESP: 232ESP, 282TESP Only)	0	0	0*	0	--	--	Completely Enclosed Living Area	--	--	--	--	--	S	
EZ Reach Storage with Sliding Tray All Front Trunk Models and Rear O/D Under Bed Storage (HS: A192HW, A194HW, A212HW, A213HW, A214HW)	--	S*	S*	S*	--	S*	Dual 20 lb. LP Bottles with Molded Hard Cover and Automatic LP Regulator	--	--	--	--	S	S	Fiberglass Vacuum Bonded Roof with Metal Interior Roof	--	--	--	--	--	S	
28.5" Front Storage Deck w/ 200 # Weight Capacity (Std. F: 2280BH, ESP: 2280BHESP, HS: A122BH Only)	--	S*	S*	--	--	S*	Diamond Plated Lower Front Cap	--	--	--	S	S	S	Large Rear Roof Tinted Sky Light with Shade	--	--	--	--	--	S	
54" Front Storage Deck w/ 650 # Wt. Capacity (Std. ESP: 232ESP)	--	S*	S*	--	--	--	Black Diamond Plated Front and Side Skirt	--	--	S	--	--	--	Two Front Roof Tinted Windows with Shades	--	--	--	--	--	S	
57" Front Storage Deck w/ 650 # Wt. Capacity (Std. HS: A122TH)	--	--	--	--	--	S*	Awning	S	OPB	OPB	OPI	OPI	--	Fiberglass Vacuum Bonded Radius Roof w/ No Center Seam	S	S	S	S	S	--	
105" Front Storage Deck w/ 1300 # Weight Capacity (Std. ESP: 282TESP, HW: HW316TH Only)	--	S*	S*	--	S*	--	Under Awning LED Light Strip	--	S	S	S	S	--	Steel Air Conditioner Vent Reinforcing Laminated Into Roof	S	OPA	OPA	S	S	--	
Toylok Mounted Locking System (F: 2280BH, ESP: All Models, HW: HW316TH HS: A122BH, A122TH)	--	S*	S	--	S*	S*	Awning/Screen Room	--	--	--	--	--	0	CP 3-Stage Double Arm Lifter Posts	S	S	S	S	S	--	
(4) Bike Rack (N/A ESP: 232ESP, 282TESP, HS: A122TH, HW: HW316TH) (Note: HS: A122 - 2 Bikes only)	0	0*	0*	0	0*	0*	Screen Room w/ Privacy Panels	0	0	0	0	0	--	Smooth Tan Fiberglass Vacuum Bonded Exterior w/ Black Accents	--	--	--	S	S	S	
ProRac Systems Permenate Mount Cross bars	--	--	S	--	--	--	Outdoor Gas Grill w/ Worktable	0	S	S	S	S	S	Lower Door Operational in Closed Position	S	S	S	S	S	--	
ProRac Systems Upright Bike Carrier	--	--	0	--	--	--	Outside Speaker	--	--	S	S	S	S	Five Piece Sectionalized Vinolon Supreme Tenting	S	S	S	S	S	--	
ProRac Systems Kayak Carrier	--	--	0	--	--	--	Patio Light (1940LTD Only)	S*	OPA	OPA	S	S	S	Tent Permanently Attached on Bunk Ends and Slide Out	S	S	S	S	S	--	
ProRac Systems Load Stops	--	--	0	--	--	--	Courtesy Light on Front (F: 2280BH ESP: 2280BHESP 232ESP, 282TESP, HW: HW316TH, HS: All Models)	--	S*	S*	--	--	S	Plywood Bunk Ends	S	S	S	S	S	--	
Power Lift System (Std. ESP: 232ESP 282TESP)	0	0*	0*	S	S	--	110V Exterior Outlet (1940LTD only)	S*	OPA	OPA	S	S	S	Full Perimeter Aluminum Bed Frames	S	S	S	S	S	--	
Gas Strut Lift Assist (HS: N/A Hard Side HW Models)	--	--	--	--	--	S*	Black Water Hose Storage	--	--	--	--	S	--	Easy Glide Scissor Pole Bed Supports	--	S	S	S	S	--	
Power Roof Lift Assist (HS: A192HW, A194HW, A212HW, A213HW, A214HW Only)	--	--	--	--	--	S*	Door Step	S	OPB	--	OPI	--	S*	Powder Coated Rafter Poles and Bed Bows	S	S	S	S	S	--	
Built-in A-Frame Mounting Provision for Equalizer	--	--	--	--	--	S*	Double Door Step (ESP: All Models, HW: All Models, HS: A122TH, A122SXR, A212HW, A213HW, A214HW)	--	--	OPB	--	OPI	S*	Tinted Vinyl Windows	S	S	S	S	S	--	
Hitch Bar Installation	S	S	S	S	S	S	One Piece Screen Door	--	S	S	S	S	--	Large, Opening Picture Window	--	--	--	--	--	S	
Battery Box and Wiring Kit	0	S	S	S	S	S	Vented Entrance Door Window w/ Screen	--	--	--	--	--	S	One Piece Undercoated Structure Wood Floor	S	S	S	S	S	S	
Solar Panel Prep	S	S	S	S	S	S	Folding Grab Handle	--	S	S	S	S	S	Powder Coated Tubular Steel Frame	S	S	S	S	S	S	
40 Watt Solar Panel	0	0	0	0	0	0	Exterior Graphic Design	S	S	--	S	S	S	Rear Crank Down Stabilizer Jacks w/ Sand Pads	S	--	--	--	--	--	
20 lb. LP Bottle	S	S	S	S	--	--	<b>Option Package 1</b> (Incl. Spare Tire, Tire Bracket, Tire Cover, Installed Step, Awning)	--	--	--	0	0	--	(4) E-Z Crank-Down Stabilizer Jacks w/ Sand Pads	--	S	S	S	S	S	
Dual 20 lb. LP Bottles with Cover and Automatic LP	--	--	--	--	--	--	<b>Option Package A</b> (Incl. Privacy Curains, Roof Valances, 4" Foam Cushions w/ Cover, Under Floor 20 Gallon Fresh Water Tank, A/C Bracing, Patio Light, 110V Exterior Outlet)	--	0	0	--	--	--	Seamless, High Density Polyethylene Wheel Wells	S	S	S	S	S	S	
							<b>Option Package B</b> (Incl. Spare Tire, Tire Bracket, Tire Cover, Installed Step, Awning)	--	0	0	--	--	--	11 Gallon Fresh Water Tank	S	--	--	--	--	--	
														Under Floor 20 Gallon Fresh Water Tank	--	S	S	S	S	S	
														12 Gallon Gray Water Holding Tanks	--	--	--	--	--	S	--
														12 Gallon Black Water Holding Tank	--	--	--	--	--	S	--
														2000 lb. Tongue Jack w/ Swivel Wheel	S	S	S	S	S	S	
														Power Front Jack	--	--	--	--	0	0	
														7-Way Pigtail Plug	S	S	S	S	S	S	

## STANDARD CONSTRUCTION FEATURES

LTD = LIMITED, F = FREEDOM, ESP = EXTREME SPORTS PACKAGE, P = PREMIER, HW = HIGH WALL, HS = HARD SIDE  
S = STANDARD, SO = STANDARD OPTION, O = OPTIONAL, -- NOT AVAILABLE, TP OR CP = OPTION PACKS, \* = SELECTED MODELS



### PRE-DELIVERY INSPECTION FACILITY

20,000 square feet of quality assurance. The bare essentials for a premium product. This state-of-the-art facility gives immediate daily feedback to production for quality assurance in every unit built.



Forest River, Inc. encourages our customers to purchase their Forest River products from a local dealership whenever possible for the following reasons:

- 1) Forest River, Inc. dealers are independently owned and operated businesses so priority service and scheduling is at their discretion and is often provided to customers that purchased their unit at that dealership.
- 2) Purchasing locally allows customers to establish meaningful relationships with a dealer, enhancing the RV experience through assistance with product questions, user tips or RV regulations for your state or country, and much more!
- 3) Canadian customers must meet requirements to bring an RV purchased out of the country to their home. These requirements may involve additional inspections and certifications, taxes and fees. Your local Canadian Dealer is a professional at meeting these requirements.
- 4) Scheduling timely warranty repairs and adjustments through a local dealership provides far greater flexibility and convenience to you, the customer!

It is the goal of Forest River, Inc. that all of our RV owners fully enjoy the RV experience and that customer satisfaction meets or exceeds their expectations!

### 24/7 EMERGENCY ROADSIDE ASSISTANCE

For a worry-free ownership experience

Forest River includes one

year of Coach-Net RV Technical & Roadside Assistance with each RV purchase. Whether new to the RV lifestyle or an experienced RV enthusiast, Forest River owners have 24/7 access to technical, operational and emergency road service coverage throughout the US & Canada.

Coach-Net's fast, dependable service is just a phone call away.

**Coach-Net**<sup>®</sup>  
RV Technical & Roadside Assistance



LOOK FOR OUR  
OTHER POPULAR  
LINES OF ROCKWOOD  
CAMPING TRAILERS.



Ultra Lite TT & FW, Ultra V, Mini Lite and Roo



Windjammer, Signature Ultra Lite TT & FW

### Specification Definitions

**GVWR (Gross Vehicle Weight Rating)** - is the maximum permissible weight of the unit when fully loaded. It includes all weights, inclusive of all fluids, cargo, optional equipment and accessories. For safety and product performance do NOT exceed the GVWR.

**GAWR (Gross Axle Weight Rating)** - is the maximum permissible weight, including cargo, fluids, optional equipment and accessories that can be safely supported by a combination of all axles.

**UVW (Unloaded Vehicle Weight)**\* - is the typical weight of the unit as manufactured at the factory. It includes all weight at the unit's axle(s) and tongue or pin and LP Gas. The UVW does not include cargo, fresh potable water, additional optional equipment or dealer installed accessories.

\*Estimated average based on standard build optional equipment.

**CCC (Cargo Carrying Capacity)\*\*** - is the amount of weight available for fresh potable water, cargo, additional optional equipment and accessories. CCC is equal to GVWR minus UVW. Available CCC should accommodate fresh potable water (8.3 lbs per gallon). Before filling the fresh water tank, empty the black and gray tanks to provide for more cargo capacity.

\*\*Estimated average based on standard build optional equipment

Each Forest River RV is weighed at the manufacturing facility prior to shipping. A label identifying the unloaded vehicle weight of the actual unit and the cargo carrying capacity is applied to every Forest River RV prior to leaving our facilities.

The load capacity of your unit is designated by weight, not by volume, so you cannot necessarily use all available space when loading your unit.

### ROCKWOOD

# Warranty WE STAND BEHIND OUR PRODUCTS.

For details on Rockwood's complete warranty program, see your Rockwood dealer. When it comes to backing products with the same quality and commitment it does when it begins the manufacturing process, the only name you have to remember when you're looking for a recreational vehicle is Rockwood. Rockwood offers the following additional limited warranties to the original purchasers. Consult written warranty for details.

1. Twelve-year vinyl roof warranty,
  2. Two-year fiberglass warranty,
  3. Five-year axle warranty,
  4. Five-year tent warranty,
  5. One-year bumper to bumper warranty,
  6. Available second-year warranty,
  7. One-year bumper to bumper.
- Ask your dealer about the available lifetime structural warranty.



**Learn More**  
Scan this barcode using a QR Reader on your smart phone to learn more about Forest River.



A Berkshire Hathaway company.



201 WEST ELM MILLERSBURG, IN 46543 WWW.FORESTRIVERINC.COM/ROCKWOOD 574.642.2640

YOUR ROCKWOOD DEALER

All information contained in this brochure is believed to be accurate at the time of publication. However, during the model year, it may be necessary to make revisions and Forest River, Inc., reserves the right to make all such changes without notice, including prices, colors, materials, equipment and specifications as well as the addition of new models and the discontinuance of models shown in this brochure. Therefore, please consult with your Forest River, Inc., dealer and confirm the existence of any materials, design or specifications that are material to your purchase decision. Litho. U.S.A FOR 1273 P/W: 2015.10.05