

# LEPRECHAUN







319DS shown with Cocoa Ash cabinets and Sunset décor





**A 319DS shown**



**B 260DS shown**



**C 260DS shown**



**D 319DS shown**

The Coachmen Leprechaun offers you better construction and interior appointments than others in its class. Generations of Leprechaun owners appreciate it's long list of safety and convenience features. Others will admire your ability to differentiate yourself with Leprechaun's styling. Treat yourself to an expansive list of standard features and rich appointments including night shades, raised panel hardwood cabinet doors and upgraded flooring and furniture. For over 50 years, Coachmen has been providing generations a product they can rely on. You'll take pride in ownership of one of the top selling brands in the nation.



- A** Recliners • Wrap around dinette • High quality furniture and fabrics
- B** Large four door refrigerator (optional 260DS) • Hardwood cabinet door and drawer fronts • Large, one piece galley countertops Congoleum designer carefree flooring
- C** Porcelain foot flush toilet • Medicine cabinet with pull-out vanity tray • Composite bowl sink • Glass shower door
- D** 60"x80" residential queen bed • Large wardrobes and shirt closets • Pleated night shades • TV prep • Even Cool ducted A/C system





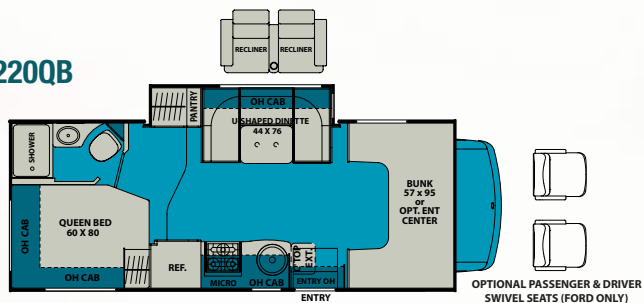
Bright LED ceiling lights • Power vent fan in cabover (Luxury Package) • Smooth transition from cab to living area • Optional child safety net in 57"x95" cab over bunk  
Single child safety tether and occupancy seat safety belts • Optional swivel driver & passenger seats (Ford only)

260DS shown with Cocoa Ash cabinets and Honey Glaze décor

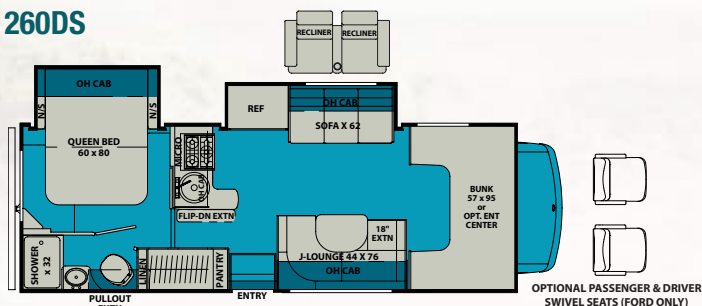




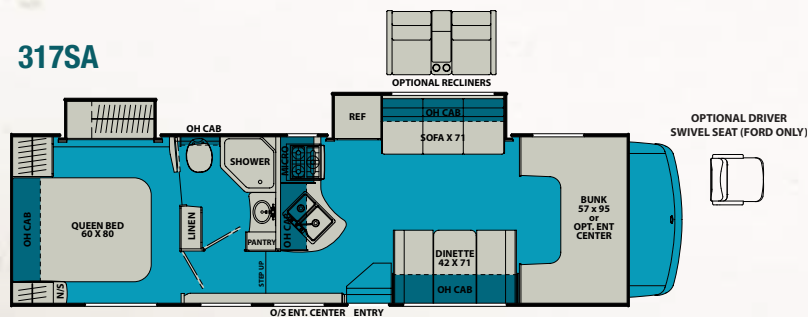
## 220QB



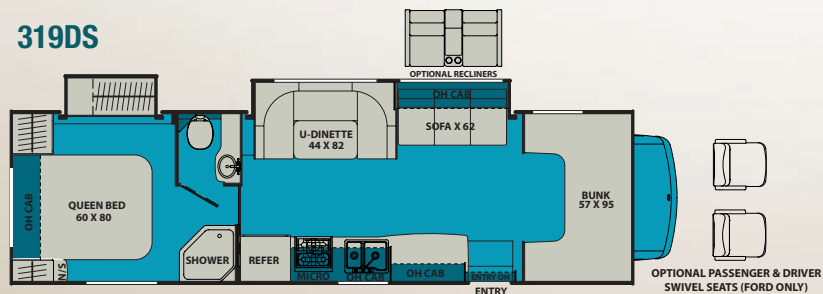
## 260DS



## 317SA



## 319DS



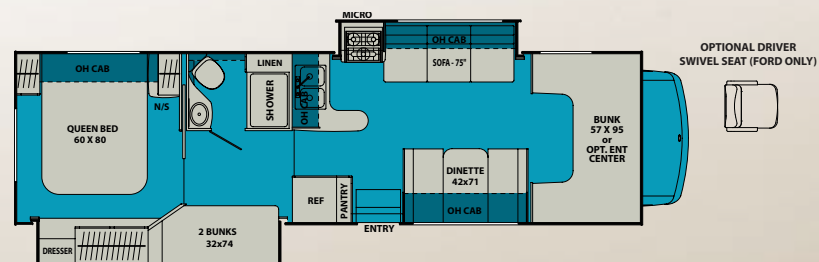
## SPECIFICATIONS

MODEL	220QB	260DS	317SA	319DS	320BH
CHASSIS	4500-CHEVY / 350-FORD	4500-CHEVY / 450-FORD	450-FORD	450-FORD	4500-CHEVY / 450-FORD
ENGINE	V8-6.0L / V10-6.8L	V8-6.0L / V10-6.8L	V10-6.8L	V10-6.8L	V8-6.0L / V10-6.8L
HORSE POWER	324 / 305	324 / 305	305	305	324 / 305
TORQUE	373 / 420	373 / 420	420	420	373 / 420
WHEEL BASE	169" / 168"	191" / 190"	223"	223"	224" / 223"
GVWR* (LBS.)	14,200 / 12,500	14,200 / 14,500	14,500	14,500	14,200 / 14,500
GCWR* (LBS.)	20,000 / 18,500	20,000 / 22,000	22,000	22,000	20,000 / 22,000
CW* (APPROX. LBS.)	10,150 / 12,500	11,300 / 11,450	12,250	12,300	12,100 / 12,200
CCC (APPROX. LBS.)	4,100 / 2,460	2,580 / 2,790	2,280	2,230	2,135 / 2,365
GAWR FRONT (LBS.)	4,600 / 4,600	4,600 / 5,000	5,000	5,000	4,600 / 5,000
GAWR REAR (LBS.)	9,600 / 8,500	9,600 / 9,600	9,600	9,600	9,600 / 9,600
INTERIOR HEIGHT	6' 10 1/2"	6' 10 1/2"	6' 10 1/2"	6' 10 1/2"	6' 10 1/2"
EXTERIOR WIDTH	8' 6"	8' 6"	8' 6"	8' 6"	8' 6"
EXTERIOR HEIGHT (W/ A/C)	11' 1"	11' 1"	11' 1"	11' 1"	11' 1"
EXTERIOR LENGTH (W/ HITCH)	25' 4" / 24' 10"	27' 11" / 27' 5"	32' 11"	32' 11"	33' 5" / 32' 11"
HITCH WEIGHT (LBS.)	5,000	5,000 / 7,500	7,500	7,500	5,000 / 7,500
FUEL CAPACITY (GAL.)	57 / 55	57 / 55	55	55	57 / 55
LP CAPACITY (LBS.)	68	68	68	68	68
FRESH WATER CAPACITY (GAL.)	50	50	50	50	50
WATER HEATER CAPACITY (GAL.)	6	6	6	6	6
GREY TANK CAPACITY (GAL.)	28	31	32	32	34
BLACK TANK CAPACITY (GAL.)	22	31	29	29	29
EXTERIOR STORAGE (CU. FT.)	92	60	109	100	76
AWNING LENGTH (FT.)	16'	18'	21'	21'	11'

## DÉCOR



## 320BH



## STANDARD

### WARRANTY

- Motorhome – 12 Month/ 12,000 mile limited warranty
- Ford Chassis – 36 month/ 36,000 mile bumper-to-bumper warranty
- Ford Powertrain – 60 month/ 60,000 mile warranty
- Chevy Chassis – 36 month/ 36,000 mile bumper-to-bumper warranty
- Chevy Powertrain – 60 month/ 100,000 mile warranty
- Travel Easy Roadside Assistance

### AUTOMOTIVE/EXTERIOR/CONSTRUCTION

- 55-Gallon Fuel Tank (Ford)
- 57-Gallon Fuel Tank (Chevy)
- Driver & Passenger Air Bags
- Deluxe Chassis Package
- Cruise Control
- Tilt Steering Wheel
- Dash Air Conditioning
- Power Windows & Locks
- Exterior Upgraded Mirrors
- 5,000/7,500 lb. Towing Hitch w/7 Way Plug
- 7,500 lb. Towing Hitch w/7 Way Plug (450 Ford)
- Laminated Steel 2" Floor
- Laminated Aluminum 2" Sidewalls
- Crowned Laminated TPO Roof
- Steel Entry Step Box
- Carmel Thumb Lock Trunk Doors
- Carmel 80" Radius Entrance Door w/Window & Deadbolt
- Carmel Lamilux 4000 Sidewalls, Rear Wall, Wing Walls, Cab Over Floor
- Carmel Gelcoat Running Boards
- Carmel Graphics Package
- Roto Mold Rear Trunk Box/Plasti-Cote Metal Side Boxes
- Rear Steel Tube Bumper
- Stainless Steel Wheel Liners
- Black Slide Out Awnings
- Black Arm Power Awning w/Vinyl Weather Guard
- Aluminum Body Side Moldings
- Smooth Exterior Range Vent
- Black Rear Ladder
- Color Backup Camera
- Exterior LED Lights w/Center Bar
- LED Accent Strip Lights in Front Cap
- Rear Trunk Light

### INTERIOR APPOINTMENTS

- Cocoa Ash Wood Grain
- Satin Nickel Hardware (3 3/4" Spread)
- 1 1/4" Drop Edge Countertops
- 1" Matching Dinette Table
- Congoleum® Designer Carefree Flooring
- Roller Bearing Drawer Guides
- Poplar Drawer Sides (behind doors are Techwood)
- Night Shades and Lambrequin Window Treatments
- Tinted Safety Glass Radius Slider Windows
- ODS Cab Over Side Window

- Factory Reclining Pilot & Passenger Seats
- Booth Dinette (NA 220, 319)
- J Dinette w/Pullout (260)
- U Dinette (220, 319)
- Single Child Tether at Forward Facing Dinette
- Jackknife Sofa (NA 220)
- Hardwood Doors & Drawers (RPI Upper/FPI Lower)
- Glass Insert Doors in Select Areas
- House Type Bath Door
- New Slide Out Facer Board
- Black Receipts/Rotaires/Switches
- Interior Safety Grab Handle at Entrance Door
- Vinyl Padded Up and Angle Pads
- Vinyl Padded Headnocker
- Magazine Rack over Entry Door

### INTERIOR EQUIPMENT

- Crank Up TV Antenna
- LP Leak Alarm
- Smoke Detector
- Carbon Monoxide Detector
- Fire Extinguisher
- Touch Screen Radio & Backup Monitor w/Dash Speakers
- Bedroom LCD TV Backer and Connections
- 40" TV w/Lift/Stereo/2 Speakers/Subwoofer (319)
- 32" Pull Down TV & DVD Player in Dinette OH (317)

### GALLEY

- Residential Size Microwave Oven - Black
- Dometic Flush Mount, Double Door Refrigerator (Optional 260)
- Black Refer Insert
- Under Mount Kitchen Sinks
- Parchment Composite Round Kitchen Sink & Tan Color Cover (220, 260)
- Parchment Composite Double Kitchen Sink & Tan Color Cover (NA 220, 260)
- Power, Lighted Range Hood - Black
- Black Atwood 3-Burner Cooktop with 16" Oven
- Satin Nickel Kitchen Faucet w/Spray
- Dream Dinette Mechanism (NA 220, 260, 319)
- Lep Dinette Style
- Kitchen Flip-Up Extension Table (220, 260)
- Kitchen Wall Border

### BATH AND WATER

- Water Panel w/City/Tank/Winterize/Waste Tank Flush
- Low Point Drain and Winterize Valve at Fresh Tank
- Power Bath Vent
- Demand Water Pump
- Composite Parchment Lavatory Sink
- Satin Nickel Single Lever Lav Faucet
- Satin Nickel Shower Faucet & Head
- Lav Mirror
- Satin Nickel Shower Door - Glass
- Satin Nickel Towel Ring/TP Holder/Robe Hooks
- Parchment Molded Shower Pan & Surround
- Porcelain Foot Flush Toilet - Parchment
- 6-Gallon Gas Electric Ignition Water Heater
- Skylight Over Shower
- External Shower
- Trunk Door at Termination

### SLEEPING

- Bunk Beds 32x74 (Fabric Covered) (320)
- Queen Bed 60x80 (Ticking)
- Cab Over Bunk 57x95 (Fabric Covered)
- Privacy Drape - Lower Cab
- Upgrade Bedspread
- Upgrade Headboard
- Child Safety Net and Ladder w/Bunk Velcro Restraints
- Bedroom Curtain (319)
- Cab Over Privacy Curtain & Vinyl Padded Cover

### ELECTRICAL/HEATING/AC

- 30 amp Power Cord
- 55 amp Electronic Converter
- Auxiliary Battery
- Manual Generator Changeover
- 4.0 KW Onan Gas Generator
- GFI Circuit
- Black Manual Auxiliary Battery Disconnect
- Oval Patio Light
- Wall Mounted Thermostat
- 30,000 BTU Ducted Furnace (NA 220)
- 20,000 BTU Ducted Furnace (220)
- 13,500 BTU Ducted Roof A/C
- Recept. and Coax Connect by Awning Leg (if possible)
- Pop Up Kitchen Recept
- Exterior Solar Panel Plug In Connection by Entry Door
- Command Center
- LED Lights Thru Out
- Exterior TV Ready Box
- Lit Acrylic Exterior Safety Grab Handle

### LEPRECHAUN BANNER EDITION (Mandatory Option)

- Standard Carmel Colored High Gloss Fiberglass Sidewalls
- Carmel Fiberglass Running Boards
- Tinted Windows
- Rear Ladder
- Upgraded Sofa
- Child Safety Net and Ladder (NA with front entertainment center)
- Bluetooth AM/FM/CD Monitor & Back Up Camera
- Power Awning
- LED Exterior Lighting
- LED Interior Lighting
- Pop-Up Power Tower
- Travel Easy Roadside Assistance
- 50 Gallon Fresh Water
- 5,000/7,500 lb. Hitch & Wire
- Slide Out Awnings
- Glass Shower Door
- Onan Generator
- 80" Long Bed
- Night Shades
- Roller Bearing Drawer Glides
- Azdel Composite Sidewalls

## OPTIONAL

### STAND ALONE OPTIONS

- 32" Swing Arm TV w/ DVD – Coach (NA 317, 319)
- Front Entertainment Center w/ 32" TV, Stereo, 4 Speakers and Subwoofer (NA 319)
- 24" LCD & DVD Player – Bedroom (NA 220/320)
- 15" LCD w/DVD Player – Bedroom (220/320)
- Exterior Entertainment Center – 32" TV/DVD/Stereo/Speakers (317/319)
- Exterior Entertainment Center – 24" TV/DVD/Stereo/Speakers (220/260/320)
- Bunk House Entertainment Package (320)
- (32" Coach TV with DVD player & 2 Bunk Bed TV's with DVD Players)
- Black King Relay Satellite & Receiver
- Exterior "Camp Kitchen" Refer/Sink/Table (317/319)
- Exterior "Camp Kitchen" Table (260)
- Dual Recliners (NA 320)
- Driver Swivel Seat (Ford)
- Passenger Swivel Seat (Ford) (NA 317/320)
- Exterior Windshield Cover
- Cockpit Folding Table (for Ford rotating seats)
- 15K BTU Low Pro A/C w/Heat Pump
- Electric Fireplace (319)
- Side-by-Side Refrigerator (260)
- "Camping Cozy" Package (Dual Pane Tinted Windows, Tank Pads & At-Tank Gate Valves) (NA 320)
- Spare Tire
- Aluminum Rims
- Hydraulic Leveling Jacks (NA 320)
- Air Assist Suspension (Mandatory 260/317/319/320)
- Fiberglass Front Cap w/LED Lighting (Mandatory with Full Paint)
- Full Automotive Body Paint – Autumn Night w/Front Cap
- Full Automotive Body Paint – Stormy Night w/Front Cap
- Z240 RV Compliance (Ford only)
- Canadian Compliance (Speedometer/Lights) (Ford Only)
- CD-MVSA (Ford only)

### LEPRECHAUN LUXURY PACKAGE

- 2-Tone Seat Covers
- Upgraded Mattress (260)
- Heated Exterior Mirrors with Remote
- Wood Grain Dash Appliqué
- Cab Over and Bedroom Fantastic Power Vent Fan
- Convection Microwave Oven - Black
- Heated Tank Pads
- 6 Gallon Gas/Electric Water Heater
- Side View Cameras
- Dual Auxiliary Batteries

*Standards and Options subject to change without notice.*





**Color-infused Fiberglass  
(Standard)**



**Autumn Night  
Full Body Paint (optional)**



**Stormy Night  
Full Body Paint (optional)**



423 N. Main Street • P.O. Box 30  
Middlebury, IN 46540

To learn more about Coachmen RV and our products and see how Coachmen is making the easy life easier, call us toll free at **(800) 353-7383**, or visit **www.coachmenrv.com**



### Travel Easy™ Roadside Assistance

RVing is easier with Coachmen's Travel Easy™ Roadside Assistance provided FREE the first year of ownership to those who purchase a New Coachmen RV. Administered by Coach-Net, this service provides you with 24/7 operational, technical and emergency road service coverage. Also included is towing, fuel delivery, jump starts, lockout service, tire changes, mobile mechanic and unlimited technical assistance. Anywhere. Anytime. Travel Easy™ is the security of knowing that help is an easy phone call away.



### Free One Year Membership – Coachmen Owners' Association

Coachmen is proud to sponsor the largest manufacturer sponsored camping club in North America ... Coachmen Owners' Association (COA). COA provides a broad breadth of value propositions for our owners including: planned trips/ tours and rallies at bulk rate discounts, free trip routing, free campground directory, free Easy RVing magazine, theme park discounts, fuel discounts, mail forwarding, a dedicated COA web site, local and state club activities and Caravan Chapter membership opportunities. Most importantly, COA enhances the Coachmen ownership and RV lifestyle experience.

***Every new Coachmen RV buyer is eligible for a 1 Year FREE membership in the Coachmen Owners' Association. It all adds up to an easy ownership experience!***



### Coachmen RV Owner Digital Kit App

Now you can have your Owners Manual with you wherever you are. Download our free App from iTunes and you'll have the information at your fingertips.

Your **LEPRECHAUN** Dealer



**Forest River, Inc. encourages our customers to purchase their Forest River products from a local dealership whenever possible for the following reasons:**

- 1) Forest River, Inc. dealers are independently owned and operated businesses so priority service and scheduling is at their discretion and is often provided to customers that purchased their unit at that dealership.
- 2) Purchasing locally allows customers to establish meaningful relationships with a dealer, enhancing the RV experience through assistance with product questions, user tips or RV regulations for your state or country, and much more!
- 3) Canadian customers must meet requirements to bring an RV purchased out of the country to their home. These requirements may involve additional inspections and certifications, taxes and fees. Your local Canadian Dealer is a professional at meeting these requirements.
- 4) Scheduling timely warranty repairs and adjustments through a local dealership provides far greater flexibility and convenience to you, the customer!

It is the goal of Forest River, Inc. that all of our RV owners fully enjoy the RV experience and that customer satisfaction meets or exceeds their expectations!

**GVWR (Gross Vehicle Weight Rating):** The maximum permissible weight of the unit, including the unloaded vehicle weight (UVW) plus all fluids, cargo, optional equipment and accessories. For safety and product performance, do not exceed the GVWR.

**GCWR (Gross Combined Weight Rating):** The maximum total weight of the loaded unit, plus a tow vehicle. This includes the weight of both the unit and tow vehicle, fuel for each, all other fluids, cargo, occupants, optional equipment and accessories.

**Important Note:** All capacities are approximate, and all dimensions are nominal. Coachmen motorhomes are designed to allow for a wide variety of uses, extended trips with two people or short trips with multiple people. Accordingly, each unit allows ample room for sleeping, seating, fluids and cargo. While the customer is the beneficiary of this design, the customer also bears the responsibility to select the proper combination of passengers, cargo, load, and tow vehicle without exceeding the chassis weight capabilities. Consumer may need additional braking capacity to tow loads greater than 1,000 pounds.

Seat belts should always be worn for passenger safety. Seat belts are provided at most locations to allow convenience in selecting which seat to occupy. However, it is not intended that all seating positions equipped with a seat belt may be occupied while the vehicle is in motion, without regard to other weight factors.

All Coachmen motorhomes are designed to ensure that the number of passengers allowed while the vehicle is in motion will always at least equal the stated sleeping capacity. Though extra seat belts may be provided, for your safety and the proper operation of your vehicle, limit your passengers to the number allowed by the Net Carrying Capacity of your vehicle.



**Learn More**  
Scan this barcode using a QR Reader on your smart phone to learn more about Forest River.



A Berkshire Hathaway company.

All information contained in this brochure is believed to be accurate at the time of publication. However, during the model year, it may be necessary to make revisions and Coachmen reserves the right to make all such changes without notice, including prices, colors, materials, equipment and specifications as well as the addition of new models and the discontinuance of models shown in this brochure. Therefore, please consult with your Coachmen dealer and confirm the existence of any materials, design or specifications that are material to your purchase decision. 2/15

©Copyright 2015 Coachmen RV a Division of Forest River Inc – All Rights Reserved.