

# SUNDANCE

**DSI**  
Annual RVDA DEALER  
SATISFACTION INDEX  
AWARD WINNER



Right Size, Lightweight  
Well Equipped and Priced Right!



Visit HEARTLAND on:







*Affordable Luxury*



*Model 3280 RES  
shown in Madrid decor*

SUNDANCE by Heartland Recreational Vehicles combines luxury, comfort and spaciousness to provide you with a high end fifth wheel at a mid profile price! Wide-open layouts are enhanced by our tall slide-out ceilings giving you and your family a more open, residential living space to relax and enjoy.



## *Spacious Interiors*

3, 4 & 5 slide floorplans featuring extra tall ceilings offering the ultimate in interior spaciousness. Whether you need to entertain guests, prepare a large meal, or just want to enjoy camping without feeling confined, SUNDANCE provides the answer time and time again!

## *Luxurious Interiors*

SUNDANCE allows you to take all the luxuries of home with you on the road as we introduce residential designed entertainment cabinets. LED lighting and large slide-out rooms with loads of storage in our overhead cabinetry with decorated glass panel doors.



Model 3280 RES



Model 3280 RES



Optional Theater Seating



Model 3700 RLB  
shown in Venetian decor



# SUNDANCE

BY HEARTLAND



Model 3280 RES







## Seating for Four

Whether you choose a standard booth dinette or our optional free standing table and chairs, SUNDANCE brings comfort and a great look to your dining experience. SUNDANCE features wood cabinetry with loads of storage for all your goods! Be sure to check out the hidden hinge cabinetry that all SUNDANCE models have to offer!



Model 3700 RLB



XLT Trailer Pictured, Camp Kitchens vary by model

## Beautiful Kitchens

SUNDANCE kitchens focus on large areas for food preparation and entertaining. Paired with our true solid surface counter tops and residential flooring, you can count on a durable kitchen which will look great for years to come!

## Camp Kitchen

Maximize your time in the great outdoors on the patio while serving up great outdoor treats from the convenience of the outdoor camp kitchen available on select models. The camp kitchen's oversized compartment door provides added shade and shelter. The camp kitchen serves as an Outdoor Party Center.



Model 3280 RES  
shown in Madrid decor





Model 3280 RES



Model 3700 RLB



Model 3380 RL



## Roomy Slide-Out Bedrooms

SUNDANCE mid-profile fifth wheels feature a roomy 60" X 80" queen bed room with either a huge wardrobe slide or bed slide with built in wardrobe in the front of the bedroom. You will love the way SUNDANCE maximizes ALL storage possibilities through smart engineering and utilizing every square inch of the coach to provide you with more room for your belongings.

Included with all interior décor choices for your new SUNDANCE, you will receive our luxurious new bedroom suite décor. Our fabulous new look and attention to every detail is sure to please and make your vacation more enjoyable in your home away from home.

SUNDANCE features select floor plans with bunks for your convenience. Whether it is a half bath, 2 full baths, or a bunk house with a huge outside camp kitchen, SUNDANCE has the answer for families of all shapes and sizes!



Model 3700 RLB



Flush Floor  
Bed and Bath Upper Deck

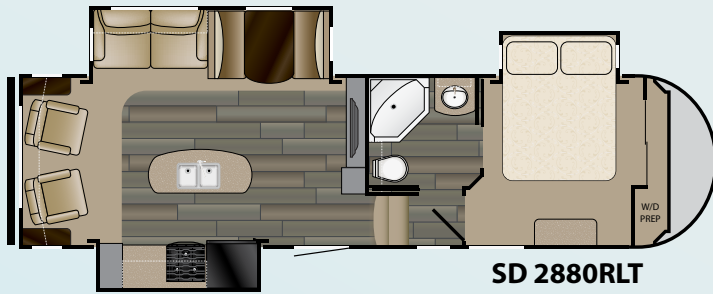
No Step-up Between the  
Bedroom and Bathroom



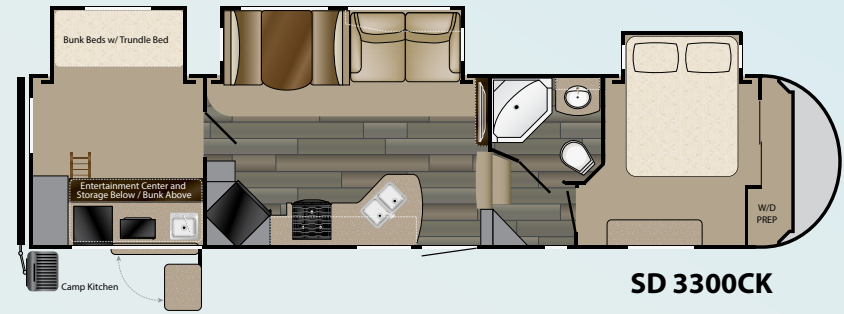
Washer/Dryer Prep  
Available on Most Models




# SUNDANCE FIFTH WHEELS



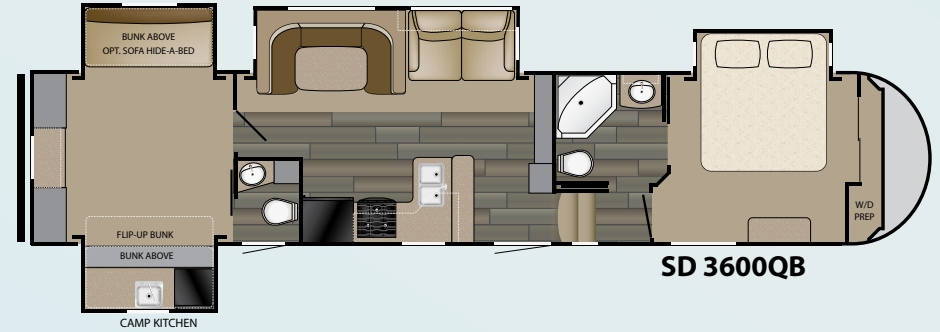
SD 2880RLT



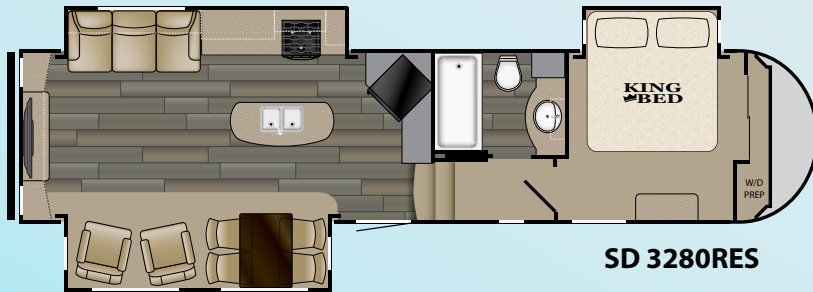
SD 3300CK




SD 3100CK



SD 3600QB



SD 3280RES



SD 3700RLB

## SUNDANCE FIFTH WHEELS

| MODEL    | LENGTH  | HEIGHT | DRY    | GVWR   | HITCH | TANKS  |
|----------|---------|--------|--------|--------|-------|--|
| 2880 RL  | 32' 3"  | 12' 4" | 9,750  | 13,800 | 2,220 | 53 <sup>F</sup> 80 <sup>G</sup> 40 <sup>B</sup>  |
| 3100 CK  | 33' 8"  | 12' 4" | TBD    | 13,800 | TBD   | 53 <sup>F</sup> 80 <sup>G</sup> 40 <sup>B</sup>  |
| 3280 RES | 36' 11" | 12' 4" | 10,740 | 13,800 | 2,270 | 53 <sup>F</sup> 80 <sup>G</sup> 40 <sup>B</sup>  |
| 3300 CK  | 36' 10" | 12' 4" | 10,700 | 13,800 | 2,165 | 53 <sup>F</sup> 80 <sup>G</sup> 40 <sup>B</sup>  |
| 3600 QB  | 41' 7"  | 12' 6" | 12,860 | 15,500 | 2,050 | 53 <sup>F</sup> 80 <sup>G</sup> 80 <sup>B</sup>  |
| 3700 RLB | 42' 1"  | 12' 6" | 12,950 | 15,500 | 2,300 | 53 <sup>F</sup> 120 <sup>G</sup> 80 <sup>B</sup> |

Note: Length defined as tow point (Ball coupler for travel trailers / King pin for 5th wheel trailers) to rear bumper. It does not include the rear ladder. Add 9" w/ Extended Pin Box





# SUNDANCE

BY HEARTLAND

**Right Size, Lightweight  
Well Equipped and Priced Right!**

## **STANDARD FEATURES**

### **EXTERIOR**

- Universal docking center
- E-Z lube hubs
- Equa-Flex suspension
- Electric patio awning with LED light
- Factory installed roof ladder (most models)
- Exterior stereo speakers
- 1-Piece ABS underbelly
- FLEXFOIL insulation in underbelly
- FLEXFOIL insulation on bath/bed deck
- One-piece roofing material
- Large assist entry handle
- Dual 30 lb. LP tanks
- Exterior propane quick connect
- 30" radius entry door
- Water heater bypass
- 50 Amp electrical service
- Security light
- Painted aerodynamic fiberglass front cap with LED marker lighting
- Triple entry step
- Electric powered front jacks
- Spare tire
- Outside shower

- Aluminum wheels with Dexter axles
- "Correct Track" alignment system
- Frameless windows

### **PREMIER KITCHEN**

- Solid surface countertops
- Glazed cabinetry
- Deep 50/50 kitchen sink
- Full extension ball-bearing drawer guides
- Pull-out kitchen faucet
- Premium residential flooring
- 22" oven with igniter
- 8 Cu. Ft. refrigerator

### **BATH**

- Large bathtub (3280RES only)
- Power roof vent
- Large medicine cab. with mirror and lights
- Porcelain toilet with foot flush
- Heat duct and A/C vents

### **BEDROOM**

- Flush floor bed and bath upper deck
- Lift-up, finished bed storage

- Shoe rack in closet (bed slide models)
- Second A/C prep
- Washer dryer prep (most models)

### **LIVING AREA**

- Quick recovery gas/electric DSI hot water heater
- High-end push back recliners (some models)
- Coat closet (most models)
- Flush floor slide-outs
- Adjustable A/C vents for improved air flow
- Sofa bed
- Over the slide room 9"x36" window

### **POPULAR FEATURES:**

- LED interior lighting
- Black tank flush system
- 12V AM/FM CD/DVD with Bluetooth
- 60" x 80" Queen bed
- 70" x 80" King bed (3280RES only)
- Spring loaded hidden hinges
- Snap jack pins for landing gear
- 35,000 BTU high capacity furnace

- Tinted safety glass windows
- Slam latch compartment doors with magnetic catches

### **OPTIONS:**

- Countertop extension (where available)
- Electric rear jacks
- Fireplace (where available)
- Hi-gloss taupe walls
- Free standing dinette chairs and table with storage in both
- U-shape dinette (3600QB, 3700RLB)
- Swivel glider recliners
- 15,000 BTU A/C
- Dual pane windows
- 32" TV option
- 40" TV option (most models)
- 2nd AC in bedroom
- Theater seating (3280RES)
- Maxx Fan in living room (FW only)
- 4-point electric leveling (most models)
- 6-point electric leveling (3600, 3700)



# XLT



Model 289 TS





## *Lighter Weight. Full Featured.*

Whether you are looking for a lighter duty towable or are just tired of hauling around and maintaining a larger luxury unit, XLT answers the call by providing you the luxury amenities of our top selling SUNDANCE in a smaller, lighter, easily manageable, fully laminated, fifth wheel. From single slide couples coaches to triple slide units with bedroom slides, XLT provides multiple possibilities to meet your exact camping and travel needs.



Model 289 TS





Model 269 TS



Model 269 TS





# Strength, Durability and Comfort **BEYOND COMPARE!**

These three laminated systems bring you the Strongest and Lightest construction available. Combined they also provide unparalleled thermal insulation, noise reduction and long term durability. Protecting your investment is important to HEARTLAND. Laminated construction provides that protection.

**YOUR LAMINATED WORLD...**



## Laminated **ROOF** System

- Seamless Rubber Roof Skin
- Wood Decking
- Block Foam Insulation
- Aluminum Ribs and Perimeter
- Decorative, Textured Ceiling Vinyl

## Laminated **SIDEWALL** System

- Lightweight Aluminum Structure
- Double Welded
- 1½" Thick Block Foam Insulation
- Two Inches Thick Overall
- High Gloss Fiberglass Skin




A 1/8" thin coffee cup can protect your hand from scalding hot coffee - consider the protection Heartland's sidewalls offer featuring 1.5" block foam insulation



## Laminated **FLOOR** System

- Sturdy Aluminum Framing
- Thick Block Foam Insulation
- Seamless Decking on Top
- Thermo-Board Luan Underneath.



Heartland's laminated floor construction easily supported over 1,800 lbs. of water jugs in one spot - resulting in less flex!!



# SUPERIOR CONSTRUCTION AND DESIGN TRANSLATE INTO A SUPERIOR VALUE!

# XLT



STUNNING FRONT CAP DESIGN

**Perfect for Short-Bed, Extended-Cab Trucks**



AM/FM CD/DVD Stereo with zone control for outdoor, bedroom or living areas. Control the stereo from your Bluetooth enabled smart phone, tablet or computer. With our Wireless Link system streaming music from your smart phone is a snap.

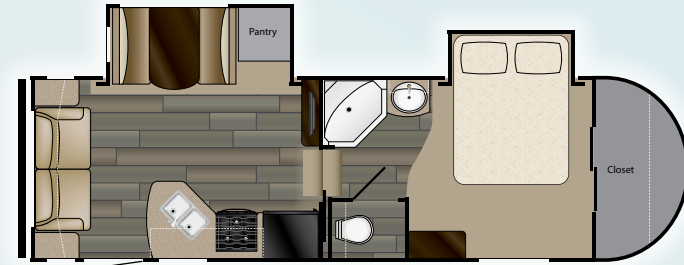


**Flex-Foil Insulation:**

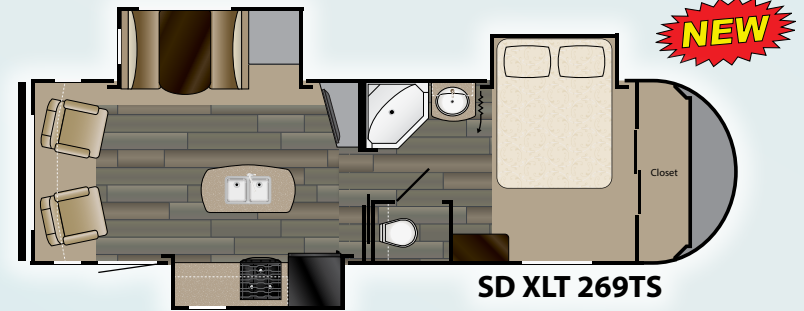
An insulated blanket of double, flex-foil insulation is laid the full length of the underbelly, bedroom/bathroom deck providing maximum energy efficiency.



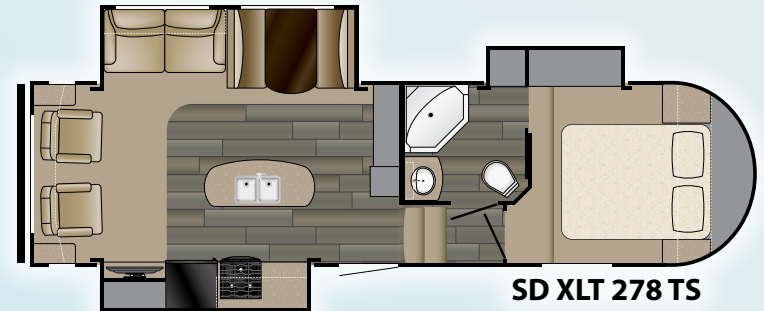
2° of Slope assists in removal of any sediment buildup when emptying the black tank.



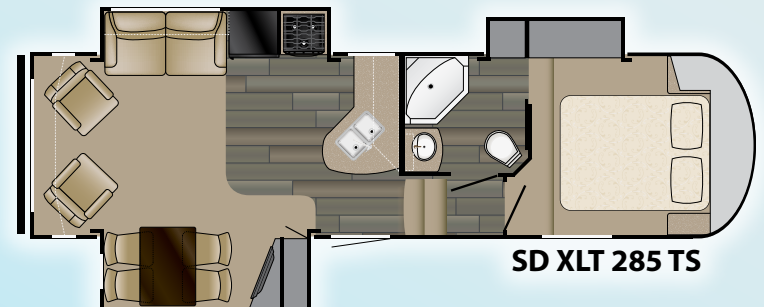
**SD XLT 267RL**



**SD XLT 269TS**



**SD XLT 278 TS**



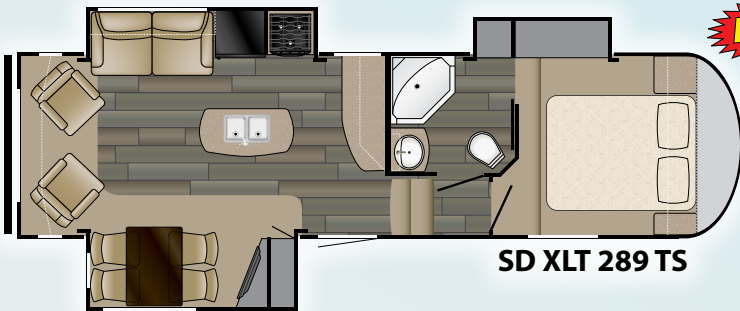
**SD XLT 285 TS**

**SUNDANCE XLT**

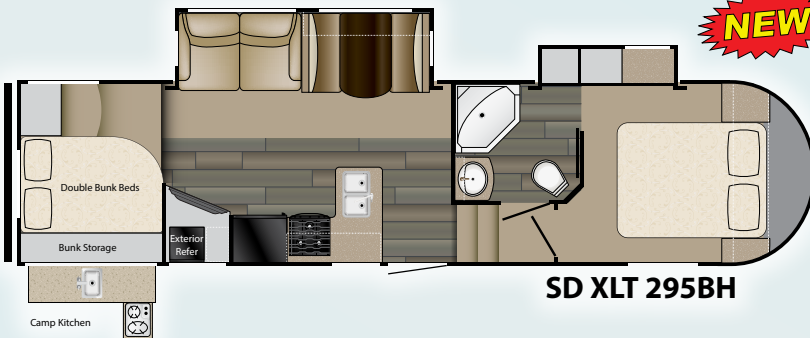


## SUNDANCE FIFTH WHEELS XLT

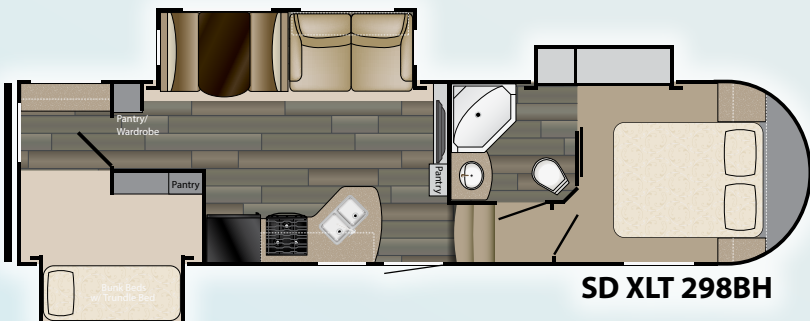
| MODEL      | LENGTH  | HEIGHT  | DRY   | GVWR  | HITCH | TANKS   |
|------------|---------|---------|-------|-------|-------|---|
| XLT 267 RL | 28' 3"  | 11' 10" | 7,262 | 9,900 | 1,690 | 53 <sup>F</sup> 40 <sup>G</sup> 40 <sup>B</sup> |
| XLT 269 TS | 30' 2"  | 11' 10" | 7,662 | 9,900 | 1,700 | 53 <sup>F</sup> 40 <sup>G</sup> 40 <sup>B</sup> |
| XLT 278 TS | 31' 4"  | 11' 10" | 7,972 | 9,900 | 1,640 | 53 <sup>F</sup> 40 <sup>G</sup> 40 <sup>B</sup> |
| XLT 285 TS | 31' 4"  | 11' 10" | 7,770 | 9,900 | 1,660 | 53 <sup>F</sup> 40 <sup>G</sup> 40 <sup>B</sup> |
| XLT 289 TS | 31' 4"  | 11' 10" | 7,970 | 9,900 | 1,660 | 53 <sup>F</sup> 40 <sup>G</sup> 40 <sup>B</sup> |
| XLT 295 BH | 33' 11" | 11' 10" | TBD   | 9,900 | TBD   | 53 <sup>F</sup> 40 <sup>G</sup> 40 <sup>B</sup> |
| XLT 298 BH | 33' 11" | 11' 10" | 8,427 | 9,900 | 1,750 | 53 <sup>F</sup> 80 <sup>G</sup> 40 <sup>B</sup> |



SD XLT 289 TS



SD XLT 295BH



SD XLT 298BH

### STANDARDS

#### INTERIOR

- Solid surface residential counter tops
- 78" interior height
- Ducted 13.5 A/C
- 12 Volt AM/FM CD/DVD player with Bluetooth
- Glazed cabinets
- Sofa bed (267RL)

#### KITCHEN

- Full extension ball-bearing drawer guides
- Pull-out kitchen faucet
- Oven and microwave
- Residential quality flooring
- Double door refrigerator
- 8 cu. ft. refrigerator (278TS, 285TS, 289TS only)
- Large dual basin sink

#### BEDROOM / BATH AREA

- 60" x 80" Queen bed mattress
- Bedroom night stands
- Cable TV hook-up
- Shower skylight
- Large medicine cabinet
- Power vent in bathroom
- Porcelain foot flush toilet

#### EXTERIOR

- One-piece ABS underbelly
- Dexter axles with E-Z lube hubs
- 15" tires and aluminum wheels
- Outside speakers
- Outside shower
- Electric patio awning with LED light
- Spare tire
- One-piece roofing material
- Fiberglass front cap

#### FEATURES

- LED interior lighting
- 30,000 BTU furnace
- Universal Docking Center (U.D.C.)
- Quick recovery gas/electric DSI water heater
- Enclosed underbelly
- Electric slide outs
- Black tank flush system
- Slam baggage doors with magnetic catches

#### OPTIONS

- 15K BTU A/C
- 50 Amp w/ 2nd A/C
- 32" TV
- Freestanding dinette and chairs (Forced 285TS, 289TS) (most models)
- High gloss taupe colored fiberglass

#### LITE-WEIGHT STRENGTH PKG

- Laminated Crowned Roof
- Block Foam Brick Insulation
- Aluminum Construction (front, back and side walls, floor, roof)
- Enclosed Underbelly
- Triple Entry Step
- Tinted Safety Glass Windows
- 2" Thick Sidewall Construction
- 2 Rear Stabilizer Jacks
- HD Leaf Spring Suspension
- Two 30 lb. Dual LP Tanks





Heartland Recreational Vehicles  
2831 Dexter Drive • Elkhart, IN 46514 • 574-262-5992

### Community. Convenience. Close-to-home.

Where you purchase your recreational vehicle is ultimately your decision but Heartland urges you to consider buying at your local dealer. Dealers are part of your community, providing jobs and contributing to your local economy. These dealers are under obligation to provide warranty service for products they sell, but are not legally required to service products purchased from other dealers. At some point, you may need to return to the dealer you buy from - why not stay close to home? After all, home is where your Heartland is!

### BENEFITS OF PURCHASING YOUR RV LOCALLY:

- You enjoy valuable relationship building with Dealer Representatives, close to your home, who will explain the features and benefits of the product.
- You receive a full product orientation prior to delivery, which includes hands-on directions for many of the coach's systems and functions. You are also introduced to the Dealership's Service/Parts/Warranty personnel who are at the ready to help you with any issues you may encounter, now and in the future.
- You enjoy customer PRIORITY. Dealerships generally service their purchasing customers first - others may experience long delays and miss opportunities to use their RV. What is it worth for you to have a dealership's full attention and motivation to satisfy you when you need service - in a timely manner?
- Valuable TAX dollars and jobs stay in YOUR community which pays for your roads, schools, police and fire departments.

### DON'T UNDERESTIMATE CUSTOMER SERVICE AND PERSONAL CARE!

For Canadian Residents: If you purchase an RV out-of-country, there are additional fees, taxes and inspections that must be met before bringing your product home. Your local Canadian dealers are experts in these provisions.

Visit HEARTLAND on:



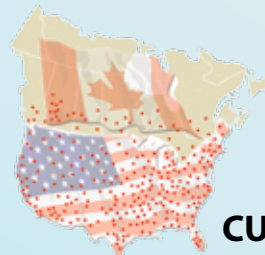
Your Authorized Heartland Dealer:

HEARTLAND PROUDLY PARTNERS WITH THE HIGHEST QUALITY VENDORS  
in manufacturing our recreational vehicles:



# SUNDANCE

BY HEARTLAND



### HEARTLAND CUSTOMER SERVICE WE'VE GOT YOUR BACK!

Over 40 men and women located in a dedicated facility servicing our customers every day. With a dealer network of over 400 locations across the U.S. and Canada, you're never far from an authorized Heartland dealer.

[www.HEARTLANDRVs.com](http://www.HEARTLANDRVs.com)

Experience:  
 Product Walk-Through Videos  
 Side By Side Comparisons  
 Feature Videos • Photo Galleries  
 Virtual 360° Tours  
 Detailed Floor Plans  
 News • Testimonials  
 Dealer Locator • Owners Club  
 Customer Service • Service Locator  
 and More at our Informative Web Site

[www.heartlandrvs.com](http://www.heartlandrvs.com)  
FOR ADDITIONAL INFORMATION

Product information is as accurate as possible as of the date of publication of this brochure. Due to Heartlands commitment to continuous product improvement - floorplans, materials, components, features, measurements, specifications, options, etc. are subject to change at any time without notice or obligation. In certain conditions some additional equipment may be needed. Photos may show optional equipment or props used for photography purposes only.

Heartland has listed the approximate base weight of the trailer without the option equipment included. Option equipment will impact the weight of the trailer. Please locate the weight sticker attached to the trailer you are considering for the most accurate trailer weight.

Tow Vehicle Caution: Owners of Heartland recreational vehicles are solely responsible for the selection and proper use of tow vehicles. All customers should consult with a motor vehicle manufacturer or their dealer concerning the purchase and use of suitable tow vehicles for Heartland products. Heartland disclaims any liability or damages suffered as a result of the selection, operation, use or misuse of a tow vehicle. Heartland's limited warranty does not cover damage to the recreational vehicle or the tow vehicle as a result of the selection of the tow vehicle.