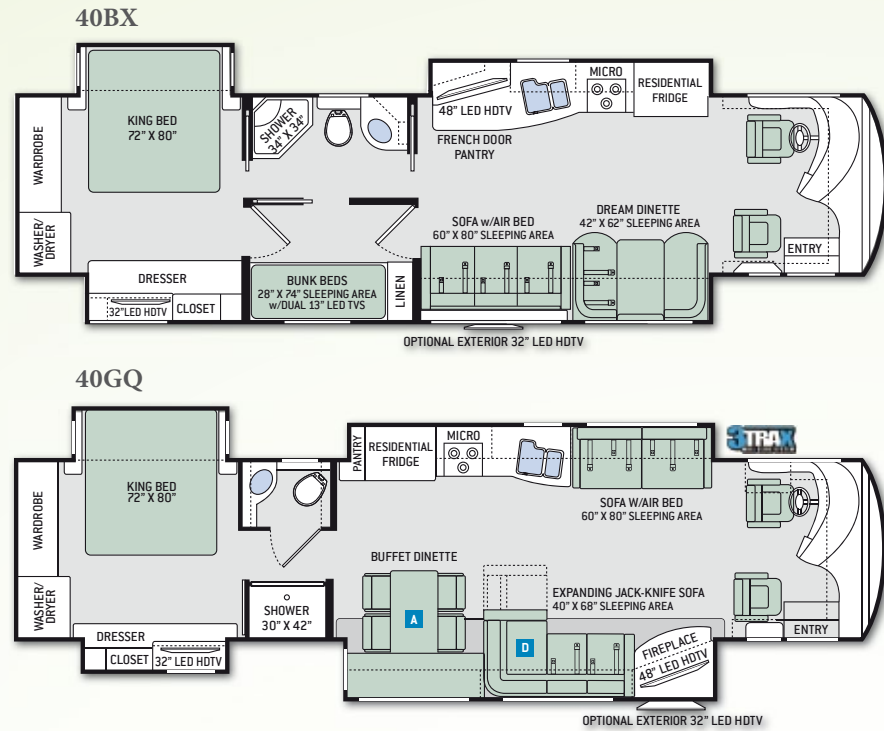
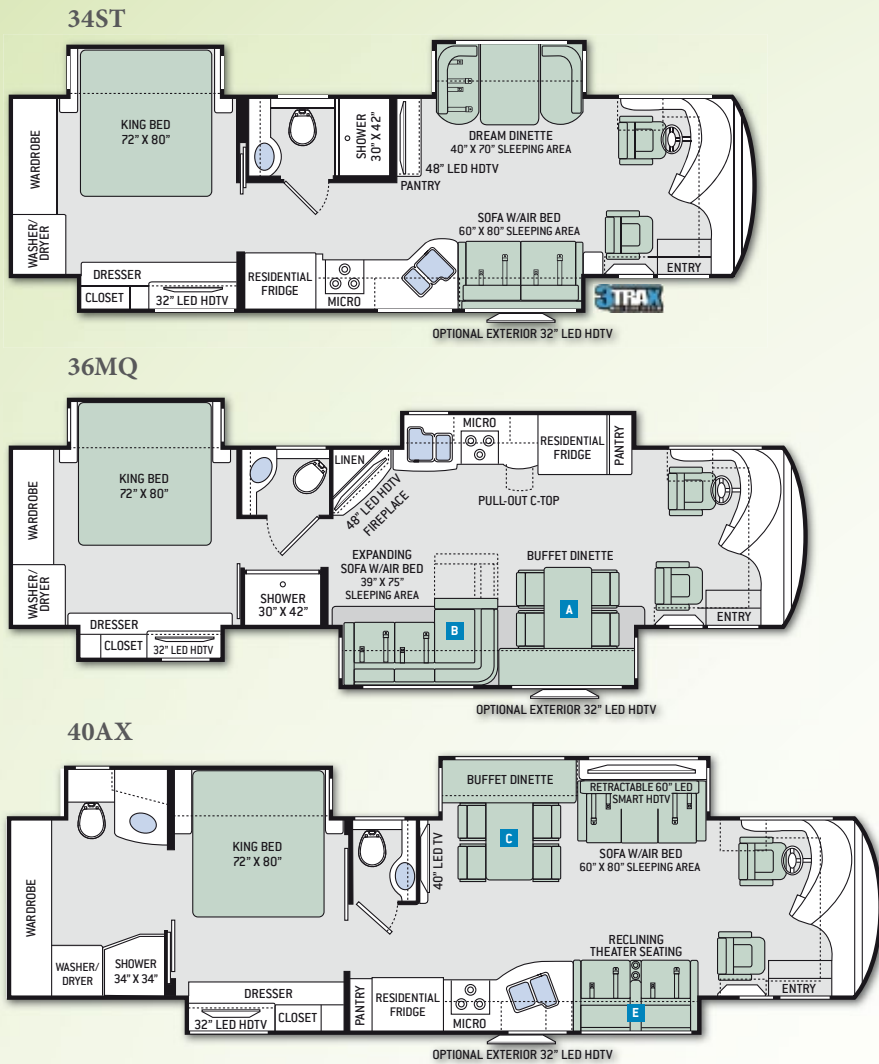


TUSCANYxTE



OPTIONS



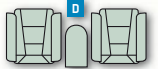
OPTIONAL DREAM DINETTE
36" X 62" SLEEPING AREA



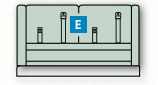
OPTIONAL SOFA W/AIR BED
60" X 80" SLEEPING AREA



OPTIONAL DREAM DINETTE
36" X 62" SLEEPING AREA




OPTIONAL DUAL EURO RECLINERS



OPTIONAL JACK-KNIFE SOFA
40" X 68" SLEEPING AREA


FLOOR PLAN	34ST	36MQ	40AX	40BX	40GQ
Chassis	Freightliner XC-R	Freightliner XC-R	Freightliner XC-R	Freightliner XC-R	Freightliner XC-R
Gross Vehicle (GVWR)	32,400	32,400	32,400	32,400	32,400
Gross Combined (GCWR)	42,400	42,400	42,400	42,400	42,400
Wheel Base	208"	236"	276"	276"	276"
Exterior Length (w/out ladder)	35'-4"	37'-8"	41'	41'	41'
Exterior Height (w/AC)	12'-7"	12'-7"	12'-7"	12'-7"	12'-7"
Exterior Width (w/out mirrors)	101"	101"	101"	101"	101"
Interior Height	85"	85"	85"	85"	85"
Awning Size	16'-5"	13'-1"	16'-5"	16'-5"	16'-5"
Fuel (gal)	100	100	100	100	100
LPG (lbs)	126	126	126	126	126
Fresh/Waste/Gray Water (gal)	91 / 51 / 51	91 / 51 / 51	91 / 51 / 51	91 / 51 / 51	91 / 51 / 51
Water Heater (gal)	10	10	10	10	10
Furnace (BTUs)	Dual 20,000	Dual 20,000	20,000 & 25,000	20,000 & 25,000	20,000 & 25,000
Exterior Storage Capacity (cu. ft.)	140	185	225	225	225




BAJA FULL-BODY PAINT



CAMBRIDGE FULL-BODY PAINT



BARCELONA FULL-BODY PAINT




SOLARIS FULL-BODY PAINT



**EXTERIOR TV NOT AVAILABLE ON 36MQ WHEN DREAM DINETTE IS OPTIONED

Made to fit.

CONSTRUCTION & EXTERIOR

- Freightliner® XC-R Raised Rail Chassis
- Cummins® ISB-XT Diesel Engine with 360HP, 800 lb.-ft. Torque
- 6-Speed Allison MH-3000 Automatic Transmission
- Air-Ride Suspension
- I-Beam Front Axle with 55° Wheel Cut
- Full Air Front Disc & Rear Drum Anti-Lock Brakes
- Exhaust Brake
- Sachs® Shock Absorbers
- Dual Fuel Fills
- One-Piece Fiberglass Front & Rear Caps
- Invisible Bra
- One-Piece Tinted Windshield
- Full-Body Paint Package with Gel-Coat Sidewalls
- Automatic Leveling Jacks with Touchpad Controls
- Locking Side-Hinged Compartment Doors
- Full Basement Pass-Through Storage
- Easy Slide Storage Tray
- Power Entry Door & Patio Awnings with Integrated LED Lighting
- Slideout Topper Awnings
- 3TRAX® Wall Slide System (34ST & 40GQ) 
- Roof Ladder
- Frameless Dual Pane Windows
- Outside Shower

AUTOMOTIVE & COCKPIT

- 10" Touchscreen AM/FM Dash Radio with CD/DVD Player, Bluetooth® & Back-Up Monitor
- Chrome Heated/Power Mirrors with Integrated Side View Cameras
- Leatherette Reclining/Swivel Captain's Chairs with 6-Way Power Adjustment
- Driver & Passenger Overhead Storage Cabinetry
- Fog Lights
- Air Horn
- Electric Windshield Solar & Privacy Shades
- Manual Side Window Solar & Privacy Shades
- Electric Step Cover
- 10,000-lb. Trailer Hitch with 7-pin Round Connector
- 275/70R 22.5" Radial Tires with Aluminum Wheels

INTERIOR

- Porcelain Tile Throughout
- High-Gloss Glazed Cabinetry with Raised Panel Hardwood Cabinet Doors & Nickel Finish Hardware
- Hardwood Veneer in Select Areas
- LED Ceiling Lights
- Window Solar & Privacy Shades
- Electric Fireplace with Remote Control (36MQ & 40GQ)
- Leatherette Expanding Sofa with Air Bed (36MQ)
- Leatherette Expanding Jack-Knife Sofa (40GQ)
- Leatherette Theater Seating with Footrest (40AX)
- Leatherette U-Shaped Dinette (34ST)
- Buffet Dinette with Four (4) Chairs – Includes Two (2) Folding (36MQ, 40AX & 40GQ)

INTERIOR OPTIONS

- Leatherette Sofa with Air Bed (OPT 36MQ / STD 34ST, 40AX, 40BX & 40GQ)
- Dual Leatherette Euro Recliners with End Table (40GQ)
- Leatherette Jack-Knife Sofa (40AX)
- Leatherette Dream Dinette® Booth (OPT 36MQ**, 40AX & 40GQ / STD 40BX)

KITCHEN

- 22 cu. ft. Stainless Steel Residential Refrigerator with In-Door Ice & Water Dispenser
- 3-Burner Gas Cooktop
- 1.9 cu. ft. Stainless Steel Over-the-Range Convection Microwave Oven
- Solid Surface Countertops, Cooktop Cover & Sink Covers
- Large Double Bowl Kitchen Sink with Single Handle Faucet & Sprayer
- Designer Backsplash with Tile Accent
- 12-Volt Attic Fan

BEDROOM & BATHROOM

- Denver Mattress® Pillowtop King Size Bed
- Bedspread with Throw Pillows
- Bunk Beds (40BX)
- Porcelain Toilet
- Oversized Full Height Shower with Glass Door
- Power Vent in Bathroom

ENTERTAINMENT

- 48" LED HDTV in Living Area (34ST, 36MQ, 40BX & 40KQ)
- 40" LED HDTV & 60" LED Smart HDTV in Living Area (4OAX)
- Surround Sound Blu-Ray Home Theater in Living Area
- 32" LED HDTV in Bedroom
- Dual 13" LED TVs with DVD Player in Bunk Bed Area (40BX)
- Cable TV & HDMI Video Ready
- Winegard™ TRAV'LER HD Satellite

ENTERTAINMENT OPTIONS

- 32" LED HDTV in Cockpit Overhead (34ST, 36MQ, 40BX & 40GQ)
- Exterior 32" LED HDTV**
- Canadian Winegard™ TRAV'LER HD Satellite

ELECTRICAL & PLUMBING

- Cummins Onan® RV QD 8000 Diesel Generator
- Automatic Generator Start
- 50-amp Shoreline Power Cord
- Pre-Wired for Solar Charging
- 2000-watt Inverter / 100-amp Converter
- Dual 15,000 BTU Low-Profile Ducted Air Conditioners with Two (2) Heat Pumps
- Dual 20,000 BTU Ducted Electronic Ignition Furnace (34ST & 36MQ)
- (1) 20,000 & (1) 25,000 BTU Ducted Electronic Ignition Furnace (40AX, 40BX & 40GQ)
- Energy Management System
- Emergency Start Switch
- Four (4) Auxiliary House Batteries
- Battery Disconnect Switch
- Exterior GFCI Recept
- 10-gallon DSI Gas/Electric Water Heater
- Enclosed & Heated Holding Tanks
- E-Z Flow Water Panel with Whole-House Water Filtration
- Black Tank Flush System
- Systems Control Center
- Stackable Washer & Dryer
- Central Vacuum System with Toe-Kick Dustpan

**EXTERIOR TV NOT AVAILABLE ON 36MQ WHEN DREAM DINETTE IS OPTIONED

AVANT-GARDE			
	Valance & Pillow	Leatherette Furniture	Accent
IVORY SONATA			
	Valance & Pillow	Leatherette Furniture	Accent
LUNA CREST			
	Valance & Pillow	Leatherette Furniture	Accent
			
	HIGH-GLOSS GLAZED MILAN CHERRY	HIGH-GLOSS GLAZED RESORT CHERRY	

Thor Motor Coach is the industry leader in innovative design and builds a variety of unique styles, sizes and floor plans that feel custom-made – at a truly competitive price.

IMPORTANT—PLEASE READ: This brochure reflects product design, fabrication, material, components and specifications at the date of printing, which date is disclosed below. Please visit us online at ThorMotorCoach.com or consult with your selling dealership for the latest in standards, options, specification and technical information. Photographs in the brochure may depict optional equipment or may only be available in certain floor plans. Components, appliances and the chassis may have been manufactured in a calendar year before the vehicle's designated model year. All capacities are approximate. The actual length of the vehicle may differ from that indicated in the brochure due to variances in the manufacturing processes and/or installed components. All dry weights are based on standard model features and do not include optional features or equipment. Component part and appliance manufacturers issue limited warranties covering portions of the vehicle not covered under the limited warranty we issue. Copyright Thor Motor Coach, Inc. © 04/01/15

YOUR LOCAL THOR MOTOR COACH DEALER



P.O. Box 1486, Elkhart, IN 46515
Sales Department: 800.860.5658
Customer Service: 877.855.2867



TuscanyRV.com/XTE

Made to fit.