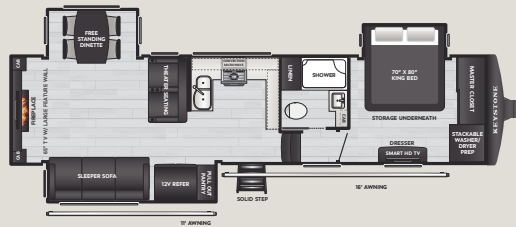



ALPINE

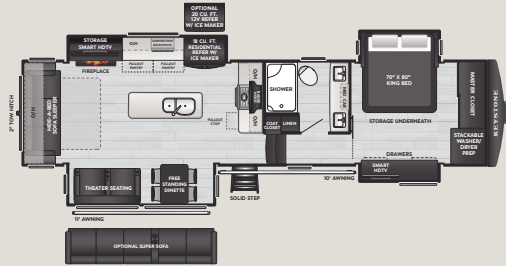
FIFTH WHEELS

SCAN FOR MORE INFO



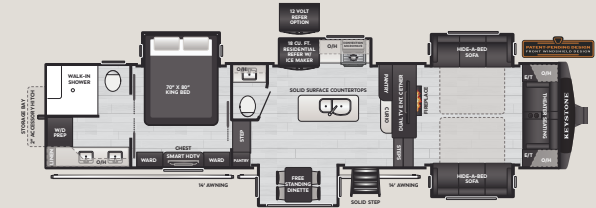
3100RE

WEIGHT 12710 LENGTH 34' 11"



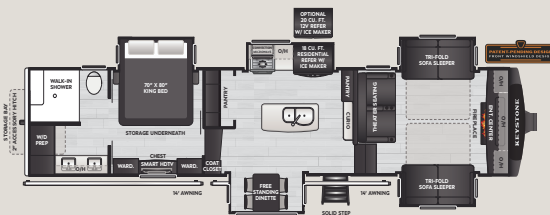
3303CK

WEIGHT 13585 LENGTH 37' 3"



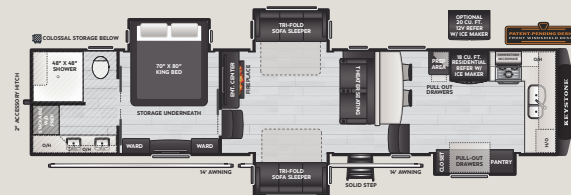
3710FL

WEIGHT 14995 LENGTH 41' 5"



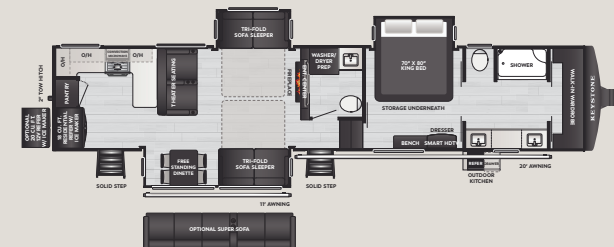
3712KB

WEIGHT 14740 LENGTH 41' 5"



3820FK

WEIGHT 14335 LENGTH 41' 11"



3910RK

WEIGHT 14980 LENGTH 42' 11"



DISCLAIMER: Product information is as accurate as possible as of the date of publication of this publication. All features, floor plans, and specifications in this publication are subject to change without notice. Please also consult Keystone's web site at www.keystonerv.com for more current product information and specifications. Tow Vehicle Disclaimer. CAUTION: Owners of Keystone recreational vehicles are solely responsible for the selection and proper use of tow vehicles. All customers should consult with a motor vehicle manufacturer or their dealer concerning the purchase and use of suitable tow vehicles for Keystone products. Keystone disclaims any liability or damages suffered as a result of the selection, operation, use or misuse of a tow vehicle. KEYSTONE'S LIMITED WARRANTY DOES NOT COVER DAMAGE TO THE RECREATIONAL VEHICLE OR THE TOW VEHICLE AS A RESULT OF THE SELECTION, OPERATION, USE OR MISUSE OF THE TOW VEHICLE. *Length is defined as the distance from the centerline of hitch pin/coupler to rear bumper of trailer. ** Fresh water capacity includes water heater. Please review owner's manual prior to purchase for more information on service warranties, extended use, towing and maintenance. Owner's manuals can be found at keystonerv.com. PRINTED 12.2025.



STANDARD FEATURES & OPTIONS

INTERIOR

- ♦ 100" Wide Body Construction
- ♦ 35k BTU Gas Furnace
- ♦ 16.5k BTU Electric Heat Pump
- ♦ Attic Vents in All Models
- ♦ Day and Night Roller Shades
- ♦ Dovetail and Lodge Decor Options
(SEE KEYSTONERV.COM FOR DETAILS)
- ♦ Hardwood Cabinet Doors, Drawers, And Stiles
- ♦ Solid Surface Counters
- ♦ Range w/ 3.73 cu. ft. Oven
- ♦ 30" Microwave
- ♦ Furrion 19.6 cu. ft. 12V Refrigerator Or 18 cu. ft. Residential Refrigerator - Both Models Come with Ice Maker
- ♦ Stackable Washer/Dryer Prep
- ♦ Dual Coleman® -Mach® Power Saver™ Quiet Series 15K BTU Air Conditioners W/ 3rd 13.5K BTU A/C Standard
- ♦ Blade Pure™ High-Performance Air Flow System w/ Merv 9 Filtration
- ♦ 75-Gallon Fresh Water Tank
- ♦ On-Demand Tankless Water Heater
- ♦ Central Vacuum
- ♦ Power Recliner Theatre Seats

EXTERIOR

- ♦ Drop-Frame Chassis
- ♦ **NEW** 8,000 lb Axles
- ♦ **NEW** TPMS Tire Monitoring System w/ Screen
- ♦ **NEW** TCS w/ABS brakes
- ♦ **NEW** Electric Gate Valves
- ♦ **NEW** H Rated Tires
- ♦ Dramatic High Ceilings w/ 6' 10" Tall Summit Slides
- ♦ High Gloss Exterior Sidewalls
- ♦ Panoramic Frameless Windows
- ♦ Norco BAL® G 5.5 Slideout Mechanism
- ♦ Flush Floor Kitchen Slides
- ♦ Lippert Titan™ Hydraulic Auto-Leveling System w/ Digital Touchscreen & Under Frame LED Lighting
- ♦ Fully Painted, Molded Front Cap
- ♦ Road Armor™ Rubberized Hitch Pin
- ♦ H-Rated Tires
- ♦ Exclusive Four-Season RV Polar Pack™ Climate Protection
- ♦ Therma Shield 37 Insulation
- ♦ Back-up and Side Camera Prep
- ♦ Large, Insulated Slam Latch Baggage Doors
- ♦ 12V Electric Power Cord Reel
- ♦ SolarFlex™ Protect
- ♦ Water Filtration
- ♦ 3-Way Pass-through Switches for Slides/Awnings
- ♦ Strut Assisted Solid Step

OPTIONS

- ♦ Full Body Paint Options Available: Blue Slate, Copper Mist, Black Frost Optional Super Sofa
(SELECT FLOORPLANS)
- ♦ Frameless Dual-Pane Windows
- ♦ Slide Awning Package
- ♦ Generator Prep
- ♦ Onan 5500 Generator Installed
- ♦ Power Roof Vent in Main Bathroom
- ♦ SolarFlex™ Discover
- ♦ Dragonfly® Energy Lithium-Ion Batteries