



2026 E-SERIES  
2026 E-SERIES SPARK  
2026 E-SERIES SPARK LE

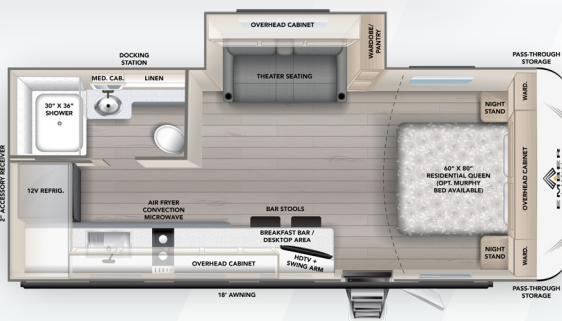




# EMBER

RECREATIONAL VEHICLES

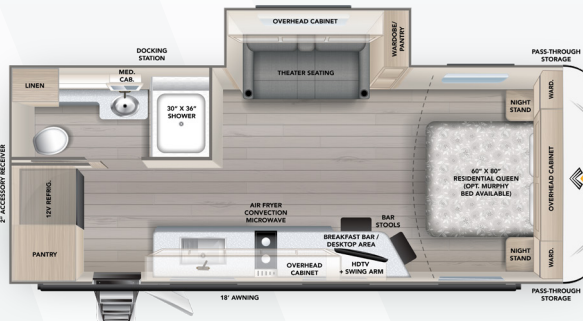
## 2026 E-SERIES TRAVEL TRAILERS


**21RKE**

 LENGTH  
25'3"

 HEIGHT  
11'2"

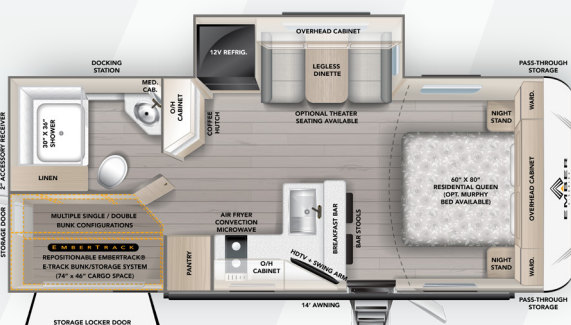
 DRY WEIGHT  
5,035 LBS

 HITCH WEIGHT  
525 LBS

**21FBE**

 LENGTH  
25'11"

 HEIGHT  
11'2"

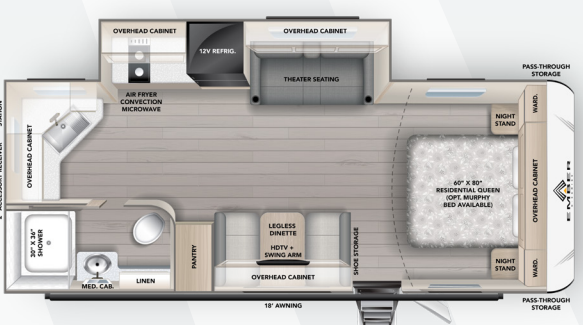
 DRY WEIGHT  
5,110 LBS

 HITCH WEIGHT  
550 LBS

**22ETS**

 LENGTH  
27'1"

 HEIGHT  
11'2"

 DRY WEIGHT  
5,330 LBS

 HITCH WEIGHT  
610 LBS

**22MLQ**

 LENGTH  
27'1"

 HEIGHT  
11'2"

 DRY WEIGHT  
5,225 LBS

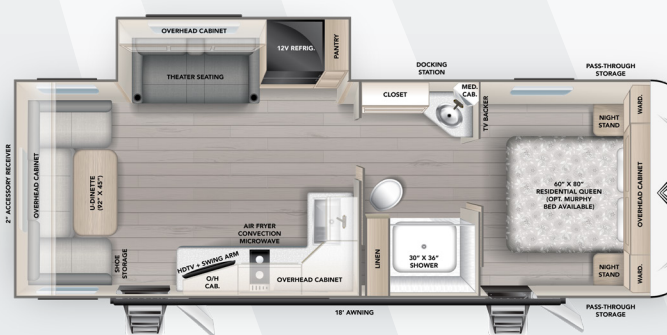
 HITCH WEIGHT  
575 LBS

**24RLD**

 LENGTH  
28'7"

 HEIGHT  
11'2"

 DRY WEIGHT  
5,600 LBS

 HITCH WEIGHT  
630 LBS

**25RUD**

 LENGTH  
30'1"

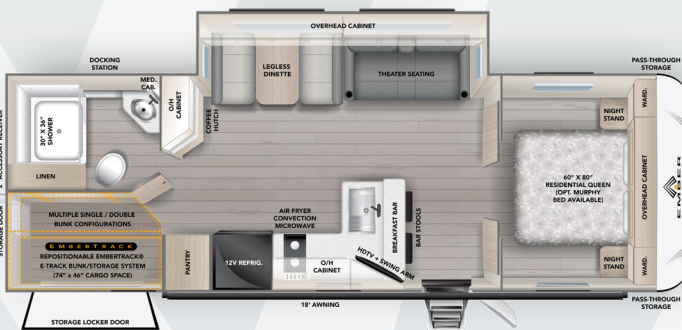
 HEIGHT  
11'2"

 DRY WEIGHT  
5,640 LBS

 HITCH WEIGHT  
690 LBS

### TOP FEATURES:

- 18,000 BTU Max Cool "Whisper Quiet" A/C (Largest Single A/C in Class) with Remote Control
- 15" Goodyear Endurance® Tires (Load Range E, Made in the USA!)
- Laminated Azdel Onboard® Composite Walls
- Best-in-Class 82" Ceiling Height (More Overhead Storage)
- Walk-around True Residential Queen Size 60" x 80" Front Bed
- Congoleum® DiamondFlor® "Carpetless" Interior
- Air Fryer Convection Microwave
- EmberLink™ "Smart RV" System Controls Slides, Awning, and Lights
- XL 55 gal. Fresh, 35 gal. Gray (dual 35 gal. Gray on 24RLD, 25RUD, 26ETS) & 35 gal. Black Tanks
- Optional Off-Grid Solar Package: GoPower!® 400W Rooftop Solar Panel(s), 2000W Inverter, and Victron® MPPT Solar Controller


**26ETS**

 LENGTH  
31'7"

 HEIGHT  
11'2"

 DRY WEIGHT  
6,100 LBS

 HITCH WEIGHT  
670 LBS

Please Note: Information on this flyer is the latest available at the time of publication approval. Ember Recreational Vehicles reserves the right to make changes and to discontinue models without notice or obligation. RVs built for sale in Canada may differ to conform to Canadian codes. EMBER is a registered trademark of Ember Recreational Vehicles, Inc. ©2025 EMBER RECREATIONAL VEHICLES, INC. REV250829




EXPLORE MORE AT [EmberRV.com](https://EmberRV.com)





## STANDARDS

### CONSTRUCTION

- Laminated Azdel Composite Walls
- Best-in-Class 82" Ceiling Height
- Aluminum-framed Sidewall Construction
- Gel-coated Fiberglass Exterior
- Aluminum-framed Laminated Floor
- Fully Walkable Roof with One-piece Tufflex® PVC Roofing (Lifetime Warranty)
- Dexter® Axles with E-Z Lube Hubs and Forward Self-Adjusting Electric Brakes 
- **Upgraded Plumbing:** Prefabricated Flex Hoses, PEX Specialty Connectors, & Inline Shut-off Valves at all Faucets and Toilet

### EXTERIOR

- 15" Goodyear Endurance® Load Range E Tires (including spare; Made in the USA!) 
- Blacked-out Aluminum Rims
- Adjustable MORryde StepAbove® Steps 
- Slam-Latch Baggage Doors
- Electric Awning with Dimmable LED Light
- Front Electric Tongue Jack with LED Light and Built-In 7-Way Cable Holder
- Front and Rear Quick Drop™ Stabilizers
- High-Visibility LED Exterior Lighting
- Back-Up Lighting
- Fully-Enclosed Radiant Barrier Underbelly
- XL Fresh Water Tank (55 gallons)
- 12V Tank Heaters
- Dual 20# LP Tanks (40# total capacity)
- LP Quick Connect
- 30 Amp Service
- Detachable Shore Power Cord
- Battery Disconnect
- Outside Shower
- Black Tank Flush
- 30" Friction-Hinge Entrance Door
- Frame-Integrated Rear 2" Accessory Receiver (300# capacity)
- Repositionable/Telescoping Roof Ladder + Rear-Mounted Bracket
- Winegard Air 360+ Omnidirectional Antenna (Wi-Fi/LTE Prep)
- Keyed-Alike™ Locking System
- 360 Siphon® Roof Vent Caps
- Coiled Break-Away Cable
- Sewer Hose Caddy

- **PREPPED FOR:** Solar Upgrades (Side and Rooftop Solar Ports), Rear/Side Observation Camera, Tire Pressure Monitoring System (TPMS), Washer/Dryer (22ETS/26ETS), Inverter, Slide Topper, and Starlink cable

### INTERIOR

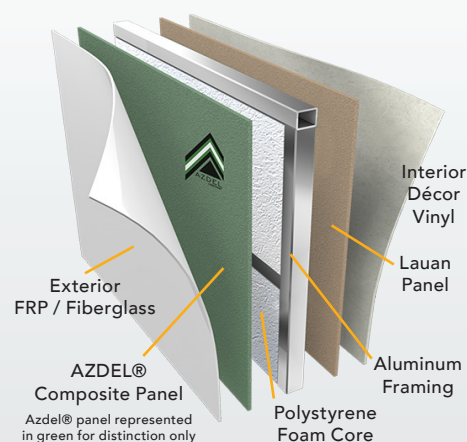
- **18,000 BTU Chill Cube** "Whisper Quiet" A/C (Largest Single A/C in Class)
- 60" x 80" Residential-Sized Queen Bed with USB-A, USB-C, and 120V Powered Cubbies with LED Lights on Each Side
- EmberLink™ Smart RV Control System
- 10.6 cu. ft. 12V Refrigerator
- Air Fryer Convection Microwave
- 32" Smart HDTV
- **Emersyn Décor** with Painted Hardwood Doors and Drawers in Kitchen and Bath
- Hardwood Cabinet Doors with Hidden Hinges
- Soft Close Maple Hardwood Drawers
- Roller Shades
- 12V Multi-speed Fan (Main Room)
- Seamless Countertops
- Stainless Steel Kitchen Sink with Pull-out Sprayer Faucet
- Dual-burner LP Cooktop
- Dimmable Interior LED Lighting
- Congoleum® DiamondFlor® "Carpetless" Interior

## OPTIONS

- Wireless Side/Rear Observation Camera System with 12V Monitor
- Theater Seating (in place of Booth)
- Murphy Bed (Residential Queen-sized Folding Mattress with Double Side-table Sofa below)
- 2nd 18k BTU A/C (24RLD, 25RUD, 26ETS only)
- Slide Topper Awning
- Tire Pressure Monitoring System (TPMS)
- **Off-Grid Solar Package:** GoPower!® 400W Rooftop Solar Panel(s), 2000W Pure Sine Wave Inverter, and Victron® MPPT Solar Controller



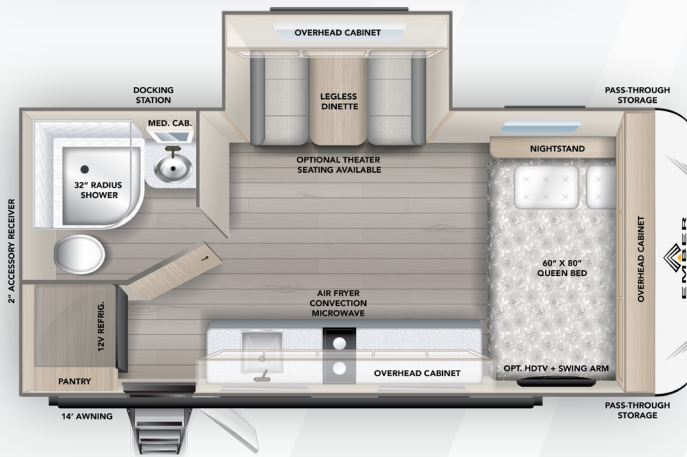
**FURRIONCHILL™**  
**18K BTU "WHISPER QUIET"**  
**CHILL® CUBE VARIABLE SPEED**  
**ROOFTOP AIR CONDITIONER**  
**LARGEST AIR CONDITIONING**  
**SYSTEM IN OUR CLASS!**



**E-SERIES SIDEWALL CUT-AWAY**  
**LAMINATED AZDEL ONBOARD®**  
**COMPOSITE WALLS WITH**  
**ALUMINUM FRAMING AND**  
**GEL-COATED FIBERGLASS**



## NOTES



**18FBE**

LENGTH	HEIGHT	DRY WEIGHT	HITCH WEIGHT
21'4"	11'3"	4,165 LBS	435 LBS

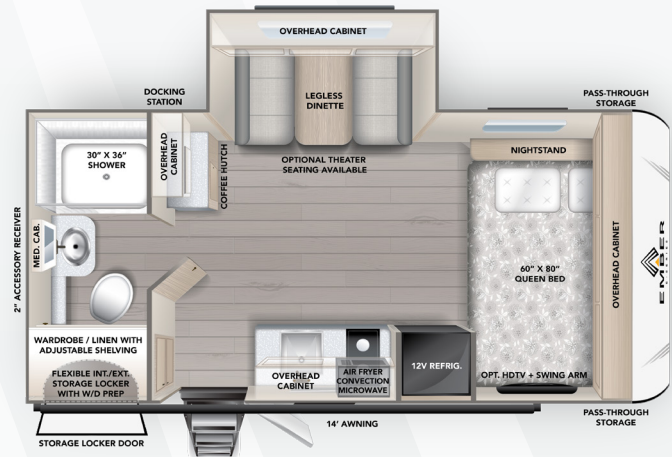


## OFF-GRID PACKAGE

OPTIONAL GOPOWER!® 400W ROOFTOP SOLAR PANEL(S), 2000W PURE SINE WAVE INVERTER, AND VICTRON® MPPT SOLAR CONTROLLER

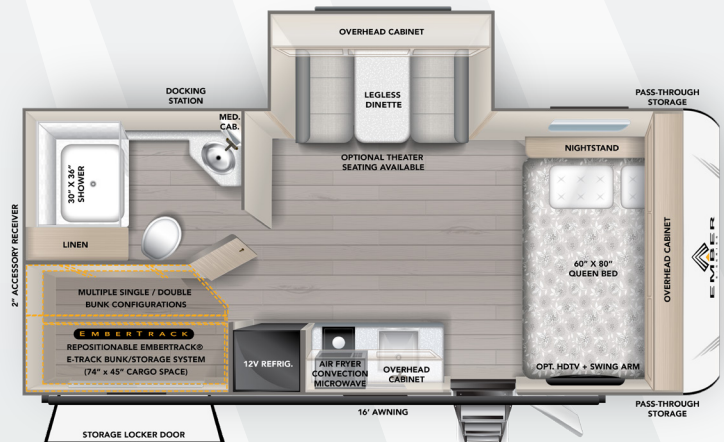
## TOP FEATURES

- 18,000 BTU Max Cool "Whisper Quiet" A/C (Largest Single A/C in Class) with Remote Control
- 15" Goodyear Endurance® Tires (Load Range E, Made in the USA!)
- Laminated Azdel Onboard® Composite Walls
- Best-in-Class 82" Ceiling Height
- Full 8' WIDTH (96") vs. Typical 7' or 7.5' Width
- True Residential Queen Size 60" x 80" Front Bed
- Air Fryer Convection Microwave



**18RBE**

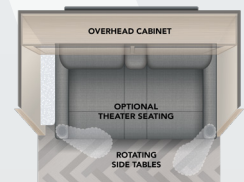
LENGTH	HEIGHT	DRY WEIGHT	HITCH WEIGHT
21'10"	11'3"	4,235 LBS	545 LBS



**19ETS**

LENGTH	HEIGHT	DRY WEIGHT	HITCH WEIGHT
23'4"	11'3"	4,545 LBS	575 LBS


- ★ **THEATER SEATING OPTION**  
RECLINING WALL-HUGGER THEATER SEATS WITH CUP HOLDERS AND ROTATING SIDE TABLES CAN BE OPTIONED IN PLACE OF THE BOOTH DINETTE







## STANDARDS

### CONSTRUCTION

- Laminated Azdel® Composite Walls
- Best-in-Class 82" Ceiling Height
- Aluminum-framed Sidewall Construction
- Gel-coated Fiberglass Exterior
- Aluminum-framed Laminated Floor
- Fully Walkable Roof with One-piece Tufflex® PVC Roofing (Lifetime Warranty)
- Dexter® Axle with E-Z Lube Hubs and Forward Self-Adjusting Electric Brakes 
- **Upgraded Plumbing:** Prefabricated Flex Hoses, PEX Specialty Connectors, & Inline Shut-off Valves at all Faucets and Toilet

### EXTERIOR

- 15" Goodyear Endurance® Load Range E Tires (including spare; Made in the USA!) 
- Blacked-out Aluminum Rims
- Adjustable MORryde StepAbove® Steps 
- Slam-Latch Baggage Doors
- Electric Awning with LED Lighting
- Front Electric Tongue Jack with LED Light and Built-In 7-Way Cable Holder
- Front and Rear Quick Drop™ Stabilizers
- High-Visibility LED Exterior Lighting
- Back-Up Lighting
- Fully-Enclosed Radiant Barrier Underbelly
- XL Fresh Water Tank (55 gallons)
- Dual 20# LP Tanks (40# total capacity)
- LP Quick Connect
- 30 Amp Service
- Detachable Shore Power Cord
- Battery Disconnect
- Outside Shower
- Black Tank Flush
- 30" Friction-Hinge Entrance Door
- Frame-Integrated Rear 2" Accessory Receiver (300# capacity)
- Winegard Air 360+ Omnidirectional Antenna (Wi-Fi/LTE Prep)
- Keyed-Alike™ Locking System
- Coiled Break-Away Cable

- **PREPPED FOR:** Solar Upgrades (Side and Rooftop Solar Ports), Rear/Side Observation Camera, Tire Pressure Monitoring System (TPMS), Washer/Dryer (N/A 18FBE), Inverter, Slide Topper, and Starlink cable

### INTERIOR

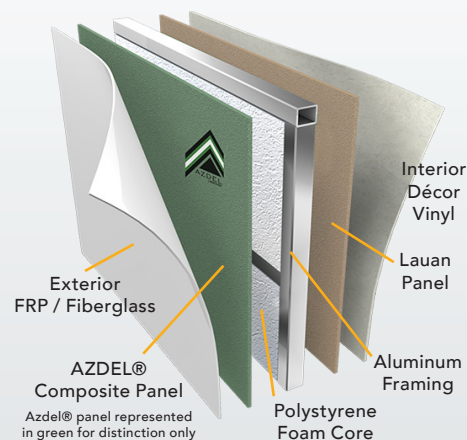
- **18,000 BTU Chill Cube** "Whisper Quiet" A/C (Largest Single A/C in Class)
- 60" x 80" Residential-Sized Queen Bed with USB-A, USB-C, and 120V Powered Cubbies with LED Lights on Each Side
- EmberLink™ Smart RV Control System
- 10.6 cu. ft. 12V Refrigerator
- Air Fryer Convection Microwave
- **Emersyn Décor** with Painted Hardwood Doors and Drawers in Kitchen and Bath
- Hardwood Maple Cabinet Doors with Hidden Hinges
- Soft Close Maple Hardwood Drawers
- Roller Shades
- Seamless Countertops
- Stainless Steel Kitchen Sink with Pull-out Sprayer Faucet
- Dual-burner LP Cooktop
- Congoleum® DiamondFlor® "Carpetless" Interior

## OPTIONS

- 32" Smart HDTV
- 12V Multi-speed Fan (Main Room)
- Theater Seating (in place of Dinette)
- Repositionable/Telescoping Roof Ladder
- Thermostatically-Controlled 12V Tank Heaters (Fresh, Gray, Black)
- Wireless Side/Rear Observation Camera System with 12V Monitor
- Slide Topper Awning
- Tire Pressure Monitoring System (TPMS)
- **Off-Grid Solar Package:** GoPower!® 400W Rooftop Solar Panel(s), 2000W Pure Sine Wave Inverter, and Victron® MPPT Solar Controller



**FURRIONCHILL™**  
**18K BTU "WHISPER QUIET" CHILL® CUBE VARIABLE SPEED ROOFTOP AIR CONDITIONER**  
**LARGEST AIR CONDITIONING SYSTEM IN OUR CLASS!**



**E-SERIES SIDEWALL CUT-AWAY LAMINATED AZDEL ONBOARD® COMPOSITE WALLS WITH ALUMINUM FRAMING AND GEL-COATED FIBERGLASS**



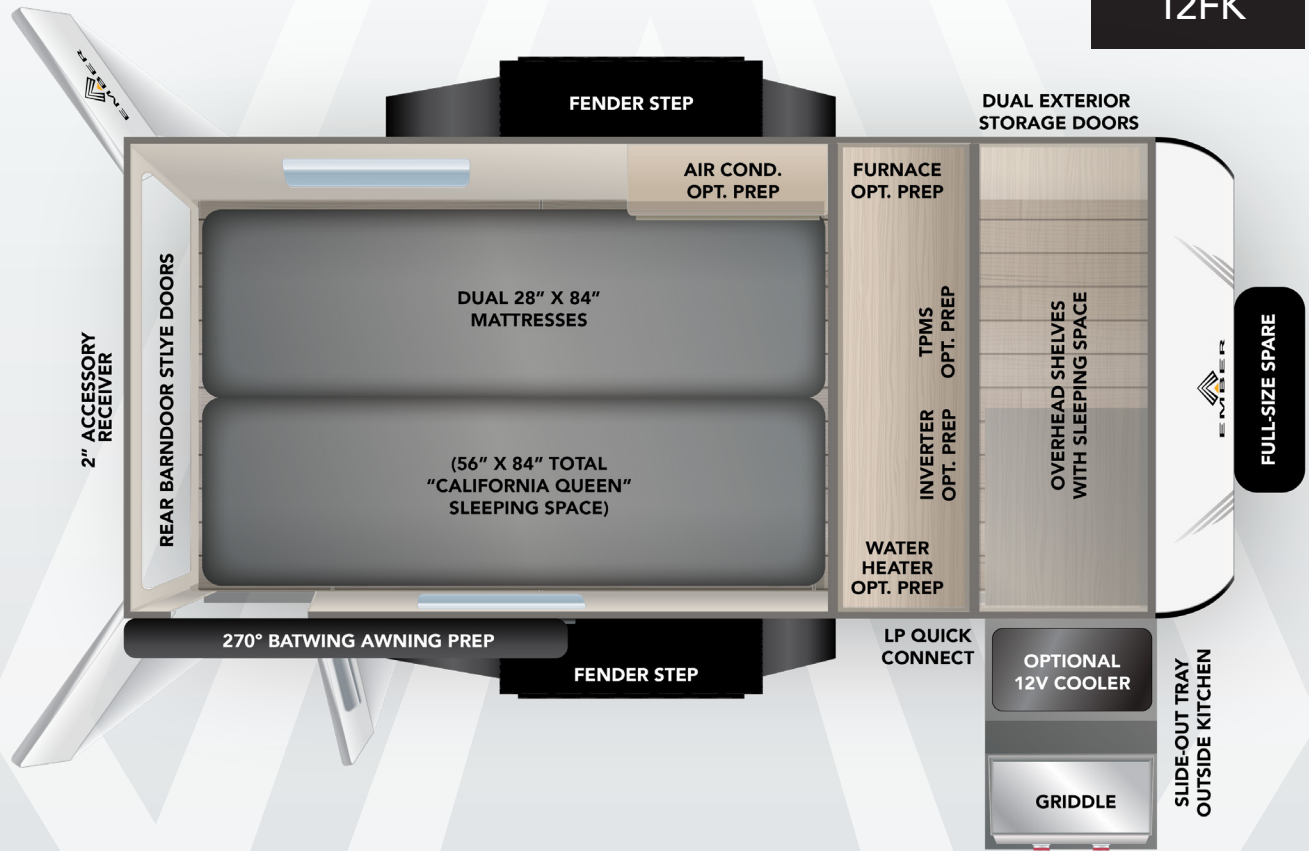
## NOTES



**EMBER**  
RECREATIONAL VEHICLES

## 2026 E-SERIES SPARK LE TRAVEL TRAILERS

12FK



### SPECIFICATIONS

	LENGTH	HEIGHT	DRY WEIGHT	HITCH WEIGHT
12FK	15'9"	7'0"	1,830 LBS	270 LBS

### KEY FEATURES

- Dexter Torflex® Torsion Axle with E-Z Lube Hubs and Forward Self-Adjusting Electric Brakes
- Off-Road Tires with Custom Aluminum Wheels
- Heavy-duty Steel Fenders/Wheel Wells (Functions as Step for Easy Rooftop Access)
- High Strength, Low-Alloy (HSLA) Steel NXG Chassis with Huck® Fasteners
- Laminated Azdel Composite Walls and Floor
- Seamless Full-Wrap Fiberglass Rooftop
- 84" TOTAL WIDTH (61" box width)
- Dual 28" x 84" Mattresses create "California Queen" Size 56" x 84" Sleeping Space
- XL 26 gal. Fresh Water Tank and Pump (with Optional 12V Tank Heater)
- Powder-coated Slide-Out Tray Outside Kitchen with Griddle, Multi-Functional Faucet/Sprayer/ Outside Shower, and Optional 12V Cooler
- Full-Height Rear Barndoor-style Baggage Doors
- Frame-Integrated Rear 2" Accessory Receiver (250# capacity)
- Optional 18k BTU Furnace, On-Demand Water Heater, and/or 8k BTU Wall-Mounted AC
- Optional Off-Grid Solar Package: GoPower!® 400W Rooftop Solar Panel(s), 2000W Inverter, and Victron® MPPT Solar Controller
- Optional 270° Batwing Awning
- Optional Thule® Roof Rack System
- Sleeps 2-3

Please Note: Information on this flyer is the latest available at the time of publication approval. Ember Recreational Vehicles reserves the right to make changes and to discontinue models without notice or obligation. RVs built for sale in Canada may differ to conform to Canadian codes. EMBER is a registered trademark of Ember Recreational Vehicles, Inc. ©2025 EMBER RECREATIONAL VEHICLES, INC. REV251003



**EXPLORE MORE AT [EmberRV.com](https://www.EmberRV.com)**



## STANDARDS

### CONSTRUCTION

- Laminated Azdel® Composite Walls, Floor, and Rooftop
- Aluminum-framed Side Walls, Floor, and Rooftop Construction
- Gel-coated Fiberglass Exterior
- Seamless Full-Wrap Fiberglass Rooftop
- High Strength, Low-Alloy (HSLA) Steel NXG Chassis with Huck® Fasteners
- Heavy-duty Steel Fenders/Wheel Wells (Functions as Step for Easy Rooftop Access)
- Dexter TORFLEX® Torsion Axle with E-Z Lube Hubs and Forward Self-Adjusting Electric Brakes

### EXTERIOR

- Nitro-Filled 15" Off-Road Tires with Custom Blacked-out Aluminum Rims and Full-sized Spare Tire
- Slam-Latch Baggage Door
- Manual Front Tongue Jack
- Built-In 7-Way Cable Holder
- Manual Rear Stabilizers
- High-Visibility LED Exterior Lighting
- Back-Up Lighting
- Fully-Enclosed Radiant Barrier Underbelly
- XL Fresh Water Tank (26 gallons)
- Dual 20# LP Tanks (40# total capacity)
- Front Rock Guard
- LP Quick Connect
- 30 Amp Service
- Detachable Shore Power Cord
- Battery Disconnect
- 30" Wide Friction-Hinge Entrance Door(s) with Screen Door(s)
- Frame-Integrated Rear 2" Accessory Receiver (250# capacity)
- Keyed-Alike™ Locking System
- Coiled Break-Away Cable
- **PREPPED FOR:** Solar Upgrades (Side and Rooftop Solar Ports), Rear/Side Observation Camera, Tire Pressure Monitoring System (TPMS), Inverter, A/C, Furnace, and Water Heater

### INTERIOR

- Teddy Bear Mattresses (56" x 84" "California Queen" size total)
- Rainproof Low-Profile 12V Maxx-Air Roof Fan
- Powder-coated Galvanealed Steel Rear Outside Kitchen Countertop (12RK) with Griddle
- Powder-coated Heavy-Duty MORryde Side Slide-Out Tray Outside Kitchen with Griddle (12FK)
- Multi-Functional Faucet/Sprayer/Outside Shower
- Griddle (attaches to LP Quick Connect)
- Congoleum® DiamondFlor® "Carpetless" Interior
- LED Interior Lighting
- USB-A/C and 12V Ports
- Smoke/CO/LP Detectors
- Fire Extinguisher

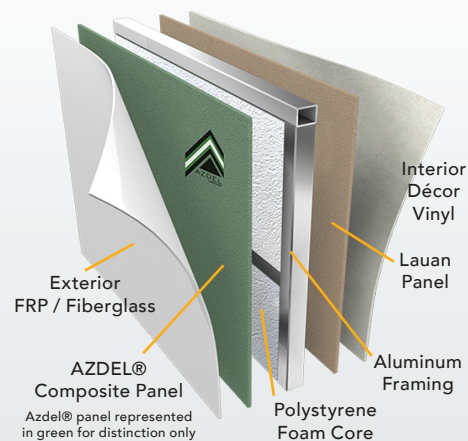
## OPTIONS

- 18K BTU Furnace
- Tankless "On Demand" Water Heater
- Sidewall Mounted 8k BTU A/C (120V)
- 1.7 Cu. Ft. Mini-Fridge (12RK Outside Kitchen)
- 12V Cooler (12FK Outside Kitchen)
- Thermostatically-Controlled 12V Tank Heater (Fresh Tank)
- Wireless Side/Rear Observation Camera System with 12V Monitor
- Front Electric Tongue Jack with LED Light
- Tire Pressure Monitoring System (TPMS)
- 270° Batwing Awning
- Thule® Roof Rack System
- **Off-Grid Solar Package:** GoPower!® 400W Rooftop Solar Panel(s), 2000W Pure Sine Wave Inverter, and Victron® MPPT Solar Controller



### OFF-GRID PACKAGE

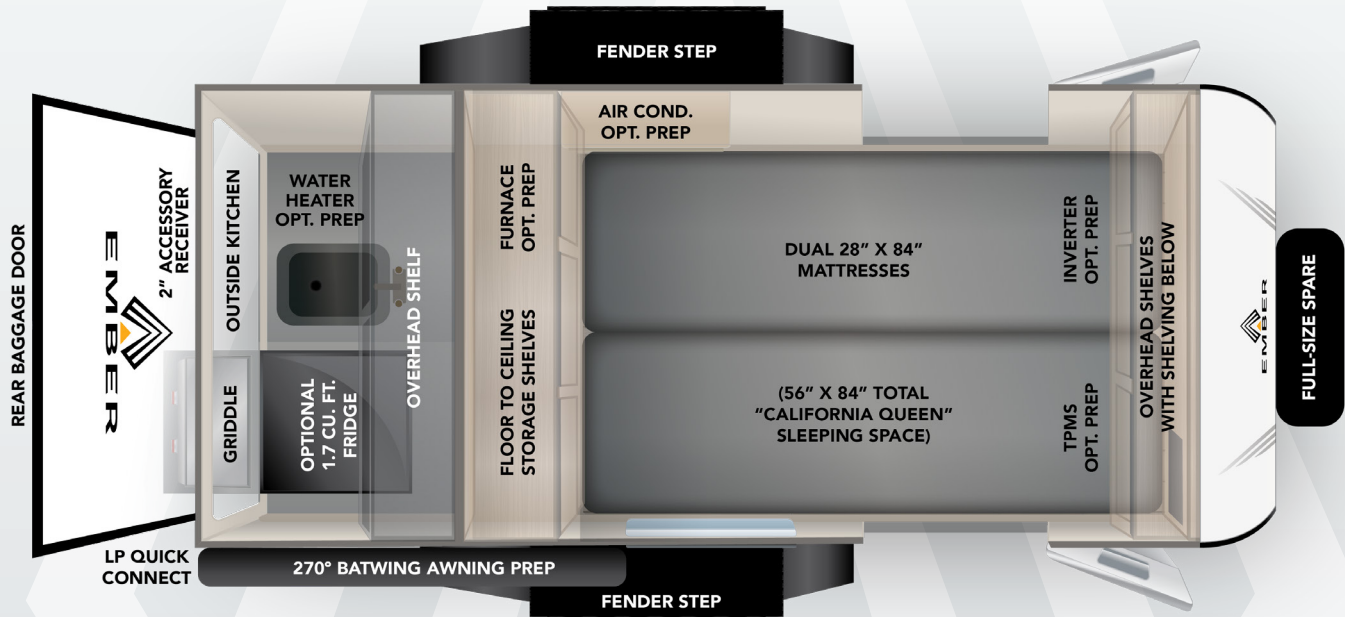
**GOPOWER!® 400W ROOFTOP SOLAR PANEL(S), 2000W PURE SINE WAVE INVERTER, AND VICTRON® MPPT SOLAR CONTROLLER**



**E-SERIES SIDEWALL CUT-AWAY LAMINATED AZDEL ONBOARD® COMPOSITE WALLS WITH ALUMINUM FRAMING AND GEL-COATED FIBERGLASS**



## NOTES

**12RK**


SPECIFICATIONS	LENGTH	HEIGHT	DRY WEIGHT	HITCH WEIGHT
12RK	15'9"	7'0"	1,805 LBS	235 LBS

## KEY FEATURES

- Dexter Torflex® Torsion Axle with E-Z Lube Hubs and Forward Self-Adjusting Electric Brakes
- Off-Road Tires with Custom Aluminum Wheels
- Heavy-duty Steel Fenders/Wheel Wells (Functions as Step for Easy Rooftop Access)
- High Strength, Low-Alloy (HSLA) Steel NXG Chassis with Huck® Fasteners
- Laminated Azdel Composite Walls and Floor
- Seamless Full-Wrap Fiberglass Rooftop
- 84" TOTAL WIDTH (61" box width)
- Dual 28" x 84" Mattresses create "California Queen" Size 56" x 84" Sleeping Space
- XL 26 gal. Fresh Water Tank and Pump (with Optional 12V Tank Heater)
- Powder-coated Steel Outside Kitchen with Sink, Multi-Functional Faucet/Sprayer/Outside Shower, Griddle, and Optional 1.7 Cu. Ft. Mini-Fridge (120V)
- Frame-Integrated Rear 2" Accessory Receiver (250# capacity)
- Optional 18k BTU Furnace, On-Demand Water Heater, and/or 8k BTU Wall-Mounted AC
- Optional Off-Grid Solar Package: GoPower!® 400W Rooftop Solar Panel(s), 2000W Inverter, and Victron® MPPT Solar Controller
- Optional 270° Batwing Awning
- Optional Thule® Roof Rack System
- Sleeps 1-2



## STANDARDS

### CONSTRUCTION

- Laminated Azdel® Composite Walls, Floor, and Rooftop
- Aluminum-framed Side Walls, Floor, and Rooftop Construction
- Gel-coated Fiberglass Exterior
- Seamless Full-Wrap Fiberglass Rooftop
- High Strength, Low-Alloy (HSLA) Steel NXG Chassis with Huck® Fasteners
- Heavy-duty Steel Fenders/Wheel Wells (Functions as Step for Easy Rooftop Access)
- Dexter TORFLEX® Torsion Axle with E-Z Lube Hubs and Forward Self-Adjusting Electric Brakes

### EXTERIOR

- Nitro-Filled 15" Off-Road Tires with Custom Blacked-out Aluminum Rims and Full-sized Spare Tire
- Slam-Latch Baggage Door
- Manual Front Tongue Jack
- Built-In 7-Way Cable Holder
- Manual Rear Stabilizers
- High-Visibility LED Exterior Lighting
- Back-Up Lighting
- Fully-Enclosed Radiant Barrier Underbelly
- XL Fresh Water Tank (26 gallons)
- Dual 20# LP Tanks (40# total capacity)
- Front Rock Guard
- LP Quick Connect
- 30 Amp Service
- Detachable Shore Power Cord
- Battery Disconnect
- 30" Wide Friction-Hinge Entrance Door(s) with Screen Door(s)
- Frame-Integrated Rear 2" Accessory Receiver (250# capacity)
- Keyed-Alike™ Locking System
- Coiled Break-Away Cable
- **PREPPED FOR:** Solar Upgrades (Side and Rooftop Solar Ports), Rear/Side Observation Camera, Tire Pressure Monitoring System (TPMS), Inverter, A/C, Furnace, and Water Heater

### INTERIOR

- Teddy Bear Mattresses (56" x 84" "California Queen" size total)
- Rainproof Low-Profile 12V Maxx-Air Roof Fan
- Powder-coated Galvanealed Steel Rear Outside Kitchen Countertop (12RK) with Griddle
- Powder-coated Heavy-Duty MORryde Side Slide-Out Tray Outside Kitchen with Griddle (12FK)
- Multi-Functional Faucet/Sprayer/Outside Shower
- Griddle (attaches to LP Quick Connect)
- Congoleum® DiamondFlor® "Carpetless" Interior
- LED Interior Lighting
- USB-A/C and 12V Ports
- Smoke/CO/LP Detectors
- Fire Extinguisher

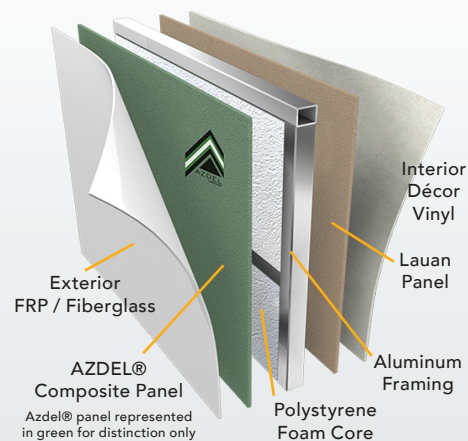
## OPTIONS

- 18K BTU Furnace
- Tankless "On Demand" Water Heater
- Sidewall Mounted 8k BTU A/C (120V)
- 1.7 Cu. Ft. Mini-Fridge (12RK Outside Kitchen)
- 12V Cooler (12FK Outside Kitchen)
- Thermostatically-Controlled 12V Tank Heater (Fresh Tank)
- Wireless Side/Rear Observation Camera System with 12V Monitor
- Front Electric Tongue Jack with LED Light
- Tire Pressure Monitoring System (TPMS)
- 270° Batwing Awning
- Thule® Roof Rack System
- **Off-Grid Solar Package:** GoPower!® 400W Rooftop Solar Panel(s), 2000W Pure Sine Wave Inverter, and Victron® MPPT Solar Controller



### OFF-GRID PACKAGE

**GOPOWER!® 400W ROOFTOP SOLAR PANEL(S), 2000W PURE SINE WAVE INVERTER, AND VICTRON® MPPT SOLAR CONTROLLER**



**E-SERIES SIDEWALL CUT-AWAY LAMINATED AZDEL ONBOARD® COMPOSITE WALLS WITH ALUMINUM FRAMING AND GEL-COATED FIBERGLASS**

## NOTES

