

MOMENTUM™

FIFTH WHEELS & TRAVEL TRAILERS TOY HAULERS

2026 MODEL YEAR



GRAND DESIGN
RECREATIONAL VEHICLES

MOMENTUM

Momentum by Grand Design is more than a toy hauler—it's your launchpad for living fully and freely. Designed for those who crave adrenaline and comfort in equal measure, Momentum brings unmatched versatility, letting you haul your world with you without leaving behind the feeling of home. From mountain views to hidden coastlines, this is the RV built for those who refuse to compromise—on adventure, on capability, or on the creature comforts that make the journey worthwhile.

Every Momentum is engineered with an energetic spirit and multiutility mindset. Whether you need the condensed practicality of the MAV or the unparalleled comfort of a Fifth Wheel, you'll find refined interiors that feel deeply human—spaces designed for real families, real friends, and real moments.



MOMENTUM
BY GRAND DESIGN RV



The Momentum MAV delivers the perfect mix of versatility and practicality, making it easy to bring your toys, your crew, and your sense of adventure wherever you go.

TOP FEATURES



Rockford Fosgate® Sound System

Crystal-clear audio and powerful bass



60x80 Queen Bed

Sleep like royalty



Nightstand & CPAP storage w/USB & USB-C outlets

Stay charged while you turn off



Pull-down Screen

Turn your living space into a 3 Season Room



Wide Body Construction with Deeper Cabinets and Garage Width

Expand your storage and living space



Residential Recessed Lighting

A home-like experience



Standard Solar 200W Solar Panel 30AMP Solar Controller, 2,000W Inverter Prep

Enjoy off-grid adventures with sustainable energy

PROUD PARTNERS

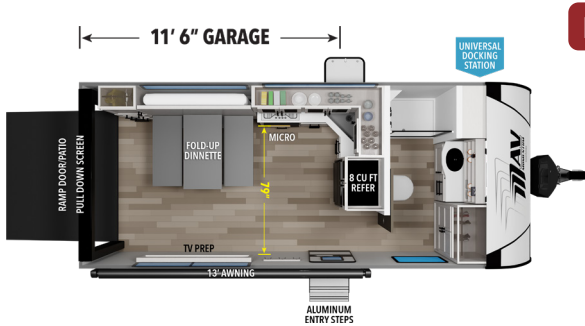


PREMIUM SOUND SYSTEM

*Crystal-clear audio
and powerful bass*

MAV MOMENTUM

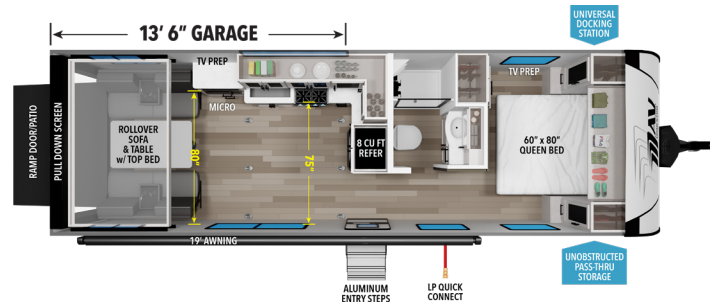
TRAVEL TRAILERS



NEW

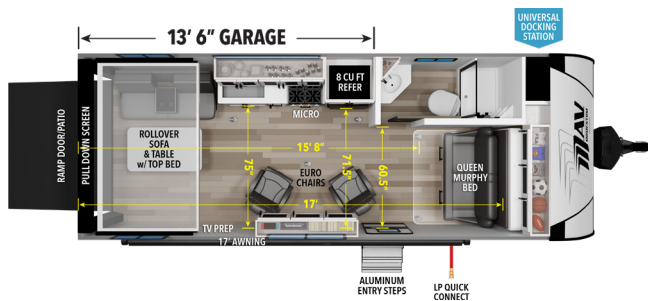
17MAV
11' 6" GARAGE

UVW¹ 5,542 HITCH¹ 873 GVWR 9,950 LENGTH² 22' 11" HEIGHT³ 12' 2" CAPACITY 90 74 37



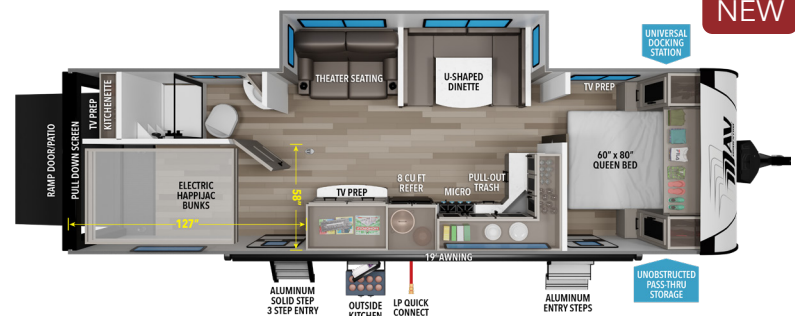
27MAV
13' 6" GARAGE

UVW¹ 6,900 HITCH¹ 1,187 GVWR 11,000 LENGTH² 32' 2" HEIGHT³ 12' 2" CAPACITY 90 74 37



22MAV
13' 6" GARAGE

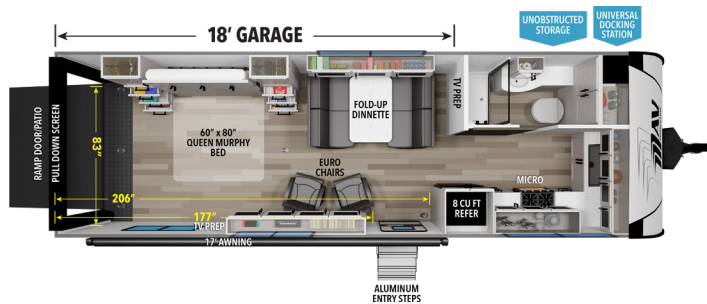
UVW¹ 5,900 HITCH¹ 943 GVWR 9,950 LENGTH² 26' 6" HEIGHT³ 12' 2" CAPACITY 90 74 37



NEW

28MAV
10' 7" GARAGE

UVW¹ 8,300 HITCH¹ 1,200 GVWR 11,000 LENGTH² 33' 11" HEIGHT³ 12' 2" CAPACITY 90 74 37



24MAV
18' GARAGE

UVW¹ 6,650 HITCH¹ 1,200 GVWR 11,000 LENGTH² 29' 11" HEIGHT³ 12' 2" CAPACITY 90 74 37



FOR MORE INFORMATION
SCAN THE QR CODE USING YOUR
MOBILE PHONE CAMERA APP



¹ Based on average weight of the standard build. ² Hitch to rear

Because of our commitment to continuous product improvement, Grand Design Recreational Vehicles reserves the right to change components, standards, options, specifications, and materials without notice and at any time. Photos may show optional equipment which may not be included in the standard purchase price of the featured unit. Be sure to review current product details with your local dealer before purchasing.



MAV[™] MOMENTUM TRAVEL TRAILERS



FEATURES
WIDEBODY 101" SUPER CHASSIS
QUAD SEAL (MYLAR TAPE, PVC DIECUT - NO BUTYL TAPE)
TRIPLE INSULATED GARAGE
WOOD FRAMED W/ALUMINUM EXTERIOR
OVERSIZED TANK CAPACITIES
EVENFLOW HEATING SYSTEM - NO HEAT DUCTS IN FLOOR
HEATED & ENCLOSED UNDERBELLY
METAL WRAPPED WHEEL WELLS
15" WESTLAKE TIRES
WEATHER-PROOF RAMP DOOR
REAR PATIO DECK
180W PANEL + 40AMP SOLAR CONTROLLER
60K BTU TANKLESS WATER HEATER
MANUAL LIFT BUNK SYSTEM W/FOLDING SOFAS (POWER HAPPIJAC 28MAV)
MAGNETIC WALK-THROUGH SCREEN WALL
GDRV CONTROL CENTER
BACKUP CAMERA PREP
ALL IN ONE UTILITY CENTER
3 BURNER COOKTOP
0.9 CU. FT. MICROWAVE
8 CU. FT (12V) REFRIGERATOR
PET FRIENDLY FEATURES
ROCKFORD FOSGATE STEREO SYSTEM
KEYED ALIKE
100% PDI, 300+ POINT INSPECTION
WARRANTY – 1 YEAR BASE, 3 YEAR STRUCTURAL, 5 YEAR FRAME, ALL TRANSFERABLE



TRAVEL TRAILERS

Designed for travelers who want it all, the Momentum G-Class Towables combine spacious comfort and adaptable design with easy towability.

TOP FEATURES



Omni Connect

Prepped to connect so you can control the internet connection that best fits your family



Standard Solar 200W Solar Panels 30AMP Controller

Off-grid adventures with sustainable energy



Continuous Residential Flooring

Durable flooring stretches the entirety of the interior resulting in enhanced resilience.



60" Happi-Jac® Sofas with Queen Top Bunk

Versatile seating and sleeping options



Rockford Fosgate® Sound System

Crystal-clear audio and powerful bass



Pet Friendly

Enjoyable travel for both you and your furry companions



Goodyear Endurance® Tires with Aluminum Rims

Unmatched durability and reliability



15K A/C with RV Airflow & Racetrack Ducting

Comfortable living even in the hottest weather



Onboard Fuel Station with 30 Gallon Tank

Keep your toys ready for the road

PROUD PARTNERS




PREMIUM SOUND SYSTEM

*Crystal-clear audio
and powerful bass*



GOODYEAR ENDURANCE® TIRES

*Unmatched durability
and reliability*

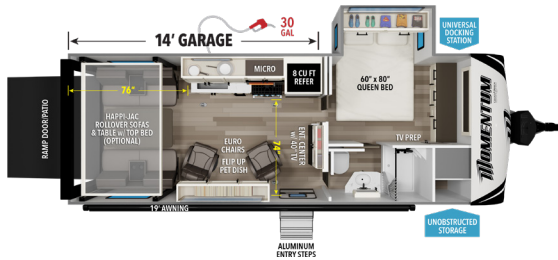


Because of our commitment to continuous product improvement, Grand Design Recreational Vehicles reserves the right to change components, standards, options, specifications, and materials without notice and at any time. Photos may show optional equipment which may not be included in the standard purchase price of the featured unit. Be sure to review current product details with your local dealer before purchasing.

MOMENTUM

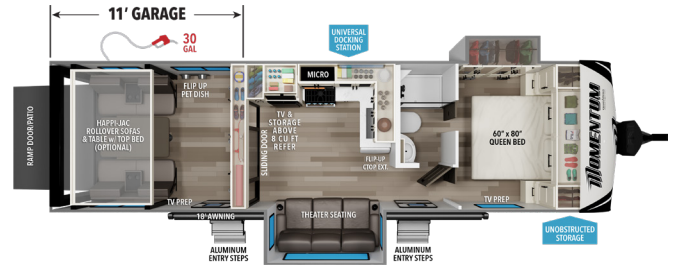
G-CLASS

TRAVEL TRAILERS



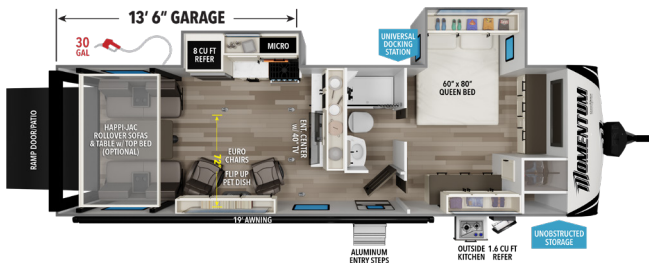
21G
14' GARAGE

UVW ¹	HITCH ¹	GVWR	LENGTH ²	HEIGHT	CAPACITY
6,400	920	11,000	26' 11"	12' 2"	90 74 39



29GS
11' GARAGE

UVW ¹	HITCH ¹	GVWR	LENGTH ²	HEIGHT	CAPACITY
TBD	TBD	13,000	34' 6"	12' 4"	90 78 39



25G
13' 6" GARAGE

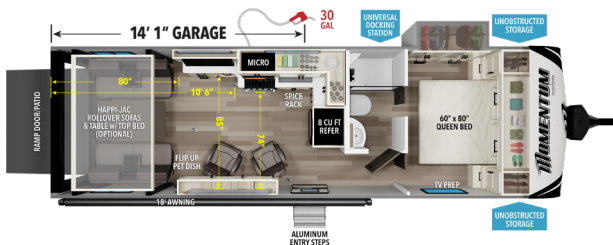
UVW ¹	HITCH ¹	GVWR	LENGTH ²	HEIGHT	CAPACITY
7,900	1,150	13,000	30' 11"	12' 4"	90 78 39



31G
13' GARAGE

UVW ¹	HITCH ¹	GVWR	LENGTH ²	HEIGHT	CAPACITY
8,975	1,600	13,000	35' 11"	12' 4"	90 37 39 37*

* 1/2 BATH DOUBLES AS BLACK/GRAY



27G
14' 1" GARAGE

UVW ¹	HITCH ¹	GVWR	LENGTH ²	HEIGHT	CAPACITY
8,518	1,486	13,000	32' 3"	12' 4"	90 78 39



FOR MORE INFORMATION
SCAN THE QR CODE USING YOUR
MOBILE PHONE CAMERA APP



¹ Based on average weight of the standard build. ² Hitch to rear

Because of our commitment to continuous product improvement, Grand Design Recreational Vehicles reserves the right to change components, standards, options, specifications, and materials without notice and at any time. Photos may show optional equipment which may not be included in the standard purchase price of the featured unit. Be sure to review current product details with your local dealer before purchasing.



TRAVEL TRAILERS

FEATURES
OMNICONNECT
STRATAMAX™ ULTRA ARMSTRONGFLOORING®
WIDEBODY 101" SUPER CHASSIS
30 GALLON FUEL STATION
DUAL SEAL (MYLAR TAPE, PVC DIECUT - NO BUTYL TAPE)
TRIPLE INSULATED GARAGE
ALUMINUM FRAMED W/FIBERGLASS EXTERIOR
OVERSIZED TANK CAPACITIES
EVENFLOW HEATING SYSTEM - NO HEAT DUCTS IN FLOOR
HEATED & ENCLOSED UNDERBELLY
METAL WRAPPED WHEEL WELLS
16" GOODYEAR TIRES
ABS BRAKES
WEATHER-PROOF RAMP DOOR
REAR PATIO DECK - OPTIONAL
REAR PATIO AWNING - OPTIONAL
GENERATOR (4.5KW / 6KW - MODEL SPECIFIC) - OPTIONAL
220W PANEL + 30AMP SOLAR CONTROLLER
60K BTU TANKLESS WATER HEATER
ELECTRIC HAPPI-JAC BUNK SYSTEM W/FOLDING SOFAS
CHOICE OF MAGNETIC WALK-THROUGH SCREEN DOOR OR GEN II 3 SEASON DOOR W/SLIDING WALL
GDRV CONTROL CENTER
BACKUP CAMERA PREP
17" OVEN
3 BURNER COOKTOP
0.9 CU. FT. MICROWAVE
8 CU. FT (12V) REFRIGERATOR
PET FRIENDLY FEATURES
HARDWOOD DOORS & DRAWERS
12V HEAT TANK PADS
ROCKFORD FOSGATE STEREO SYSTEM
100% PDI, 300+ POINT INSPECTION
WARRANTY - 1 YEAR BASE, 3 YEAR STRUCTURAL, 5 YEAR FRAME, ALL TRANSFERABLE



FIFTH WHEELS

Adventure meets sophistication in the Momentum G-Class Fifth Wheels—crafted for those who crave power, space, and a touch of luxury wherever they roam.

TOP FEATURES



Omni Connect

Prepped to connect so you can control the internet connection that best fits your family



Pet Friendly

Enjoyable travel for both you and your furry companions



Continuous Residential Flooring

Durable flooring stretches the entirety of the interior resulting in enhanced resilience.



Sunken Shower

A shower that accommodates all heights



Soft Close Cabinet Doors & Drawers

Smooth, quiet operation and lasting durability



Residential Roller Shades

Effortless light control and privacy



Nightstands with USB-C & 110V Outlets

(Perfect for CPAP Machines)

Sleep easy and stay charged up on-the-go



Brass Plumbing Fittings

Long-lasting plumbing performance



Dedicated Pull-Out Trash Can Under Sink

Keep your kitchen clutter-free and tidy

PROUD PARTNERS



17.5" H-RATED TIRES

Unmatched durability and reliability



PREMIUM SOUND SYSTEM

Crystal-clear audio and powerful bass



ANTI-LOCK BRAKING SYSTEM

Haul safer and smarter



TIRE PRESSURE MONITOR SENSORS PREP

Haul safer and smarter



350G



350G



350G



350G



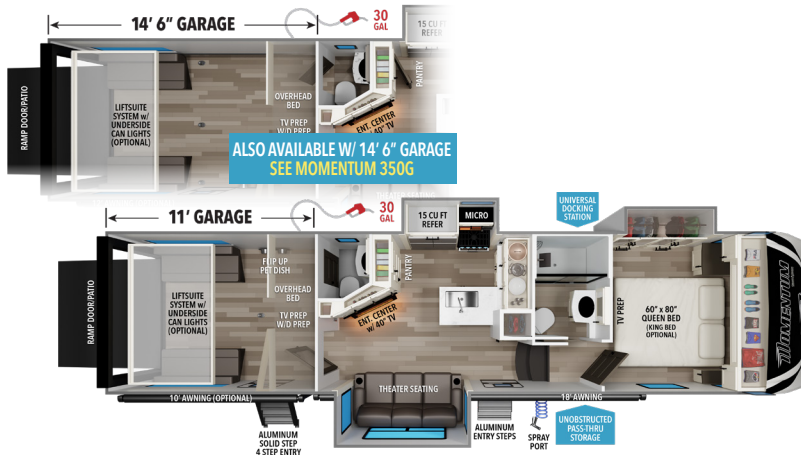
392M

Because of our commitment to continuous product improvement, Grand Design Recreational Vehicles reserves the right to change components, standards, options, specifications, and materials without notice and at any time. Photos may show optional equipment which may not be included in the standard purchase price of the featured unit. Be sure to review current product details with your local dealer before purchasing.

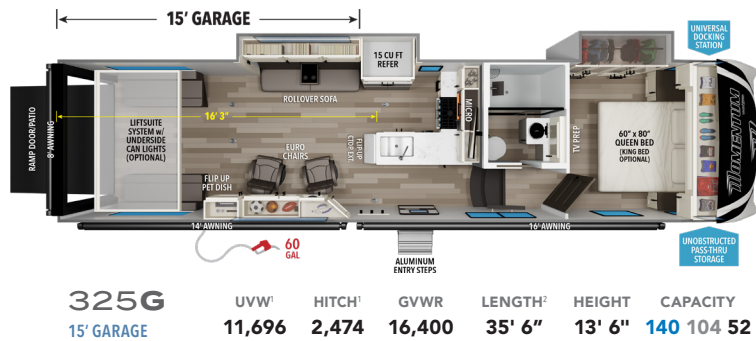
MOMENTUM

G-CLASS

FIFTH WHEELS



	UVW ¹	HITCH ¹	GVWR	LENGTH ²	HEIGHT	CAPACITY
320G 11' GARAGE	12,400	2,300	16,400	36' 3"	13' 6"	98 52 52 52*
* 1/2 BATH DOUBLES AS BLACK/GRAY						
350G 14' 6" GARAGE	12,950	2,600	18,000	39' 9"	13' 6"	98 52 52 52*
* 1/2 BATH DOUBLES AS BLACK/GRAY						



	UVW ¹	HITCH ¹	GVWR	LENGTH ²	HEIGHT	CAPACITY
325G 15' GARAGE	11,696	2,474	16,400	35' 6"	13' 6"	140 104 52



	UVW ¹	HITCH ¹	GVWR	LENGTH ²	HEIGHT	CAPACITY
394G 15' GARAGE	16,400	3,500	22,500	44' 11"	13' 6"	98 52 52 52*
* 1/2 BATH DOUBLES AS BLACK/GRAY						



FOR MORE INFORMATION
SCAN THE QR CODE USING YOUR
MOBILE PHONE CAMERA APP



¹ Based on average weight of the standard build. ² Hitch to rear



MOMENTUM G-CLASS

FIFTH WHEELS



FEATURES
OMNICONNECT
STRATAMAX™ ULTRA ARMSTRONGFLOORING®
WIDEBODY 101" SUPER CHASSIS
ELECTRIC 6 POINT ONE TOUCH AUTO LEVELING
ROTO-FLEX PIN BOX
MOR/RYPDE CRE 3000 SUSPENSION
17.5" H-RATED TIRES
DEXTER TOW ASSIST - ABS BRAKES & SWAY CONTROL
GARAGE LIFT SUITE - P2K BED SYSTEM W/INTEGRATED PUCK LIGHTS & VERSATILE BENCHES
D-RING TIE DOWN
OVERSIZED GARAGE WINDOWS
INSULATED GARAGE FLOOR - R40
TITAN SEAL - MYLAR TAPE & PVC DIECUT SEALS
330W SOLAR PANEL, 50AMP CONTROLLER, + INVERTER PREP
12V HEAT TANK PADS
SOLID SURFACE KITCHEN COUNTERTOPS
ELECTRONICS & HAIR ACCESSORY DRAWERS
21" OVEN & 3 BURNER COOKTOP
0.9 CU. FT. MICROWAVE (1.5CU FT 325G & 394G)
15 CU. FT. REFRIGERATOR
PULLOUT WASTE BASKET
60K BTU TANKLESS WATER HEATER
PET FRIENDLY FEATURES (DOG BOWLS, SCREEN DEFENDER, LEASH CONNECTOR)
STEALTH A/C SYSTEM - 30,000 BTU RACETRACK DUCTED
WEATHER-PROOF GARAGE RAMP DOOR
30 GALLON FUEL STATION
ROCKFORD FOSGATE STEREO SYSTEM
RESIDENTIAL SOFT CLOSE DOORS & DRAWERS
AUTOMOTIVE WINDOWS
EVENFLOW HEATING SYSTEM - NO HEAT DUCTS IN FLOOR
100% PDI, 300+ POINT INSPECTION
WARRANTY - 1 YEAR BASE, 3 YEAR STRUCTURAL, 5 YEAR FRAME, ALL TRANSFERABLE



FIFTH WHEELS

From the trail to the tailgate, the Momentum brings luxury living, premium technology and serious hauling together in one unstoppable package.

TOP FEATURES



MORryde Independent Suspension

Glide easily over uneven and rough roads



Omni Connect

Prepped to connect so you can control the internet connection that best fits your family



Continuous Residential Flooring

Durable flooring stretches the entirety of the interior resulting in enhanced resilience.



Soft Close Cabinet Doors & Drawers

Smooth, quiet operation and lasting durability



Brass Plumbing Fittings

Long-lasting plumbing performance



Dedicated Pull-Out Trash Can Under Sink

Keep your kitchen clutter-free and tidy



Smart Sink

Includes colander, cutting board, soap dispenser, cup rinser, waterfall and 3 spray modes

Revolutionize your cooking experience



Exclusive Liftsuite Garage System

The garage that plays as hard as you do



Sunken Shower

A shower that accommodates all heights



Electronics Charging Drawer

Keep your devices organized, charged and easily accessible



Nightstands with USB-C & 110V Outlets

(Perfect for CPAP Machines)

Sleep easy and stay charged up on-the-go

PROUD PARTNERS



17.5" H-RATED TIRES

Unmatched durability and reliability



PREMIUM SOUND SYSTEM

Crystal-clear audio and powerful bass



INDEPENDENT SUSPENSION

Haul safer and smarter



TIRE PRESSURE MONITOR SENSORS PREP

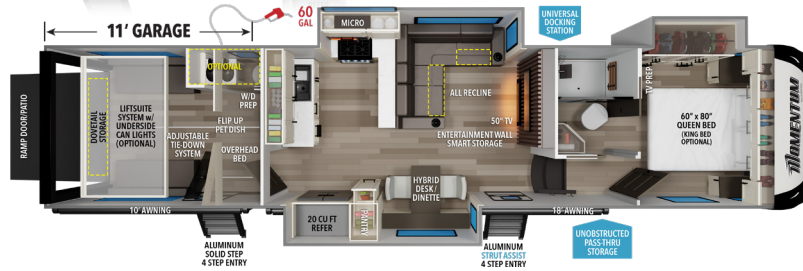
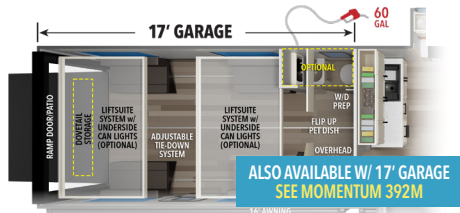
Haul safer and smarter



Because of our commitment to continuous product improvement, Grand Design Recreational Vehicles reserves the right to change components, standards, options, specifications, and materials without notice and at any time. Photos may show optional equipment which may not be included in the standard purchase price of the featured unit. Be sure to review current product details with your local dealer before purchasing.



FIFTH WHEELS

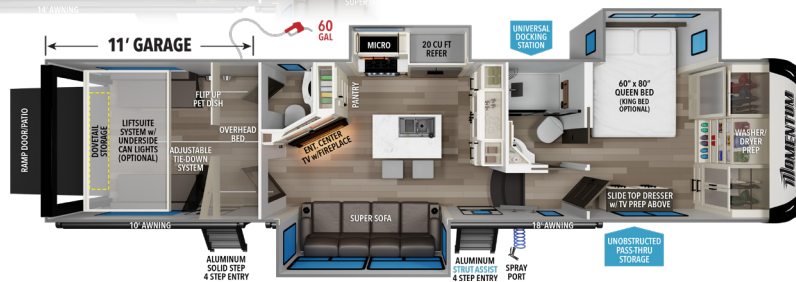
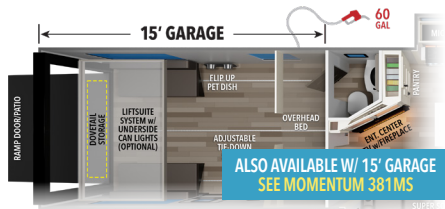


344M	UVW ¹	HITCH ¹	GVWR	LENGTH ²	HEIGHT	CAPACITY
11' GARAGE	15,138	3,660	19,000	39' 11"	13' 6"	140 52 52 52*

* 1/2 BATH DOUBLES AS BLACK/GRAY

392M	UVW ¹	HITCH ¹	GVWR	LENGTH ²	HEIGHT	CAPACITY
17' GARAGE	16,982	3,382	22,500	45' 11"	13' 6"	140 52 52 52*

* WHEN OPTIONAL 1/2 BATH IS SELECTED OR WASHER/DRYER IS INSTALLED ON 395MS REAR TANK DOUBLES AS BLACK/GRAY



351MS	UVW ¹	HITCH ¹	GVWR	LENGTH ²	HEIGHT	CAPACITY
11' GARAGE	14,700	2,785	19,000	40' 6"	13' 6"	140 52 52 52*

* 1/2 BATH DOUBLES AS BLACK/GRAY

381MS	UVW ¹	HITCH ¹	GVWR	LENGTH ²	HEIGHT	CAPACITY
15' GARAGE	15,800	3,440	22,500	43' 11"	13' 6"	140 52 52 52*

* 1/2 BATH DOUBLES AS BLACK/GRAY



FOR MORE INFORMATION
SCAN THE QR CODE USING YOUR
MOBILE PHONE CAMERA APP



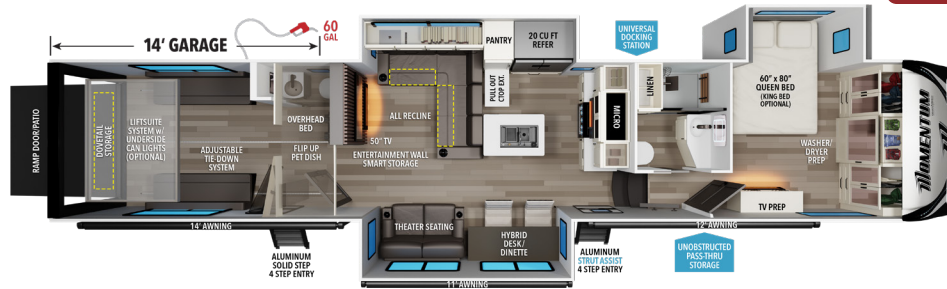
¹ Based on average weight of the standard build. ² Hitch to rear

Because of our commitment to continuous product improvement, Grand Design Recreational Vehicles reserves the right to change components, standards, options, specifications, and materials without notice and at any time. Photos may show optional equipment which may not be included in the standard purchase price of the featured unit. Be sure to review current product details with your local dealer before purchasing.



FIFTH WHEELS

NEW



395MT
14' GARAGE

UVW¹
19,100

HITCH¹
3,760

GVWR
23,500

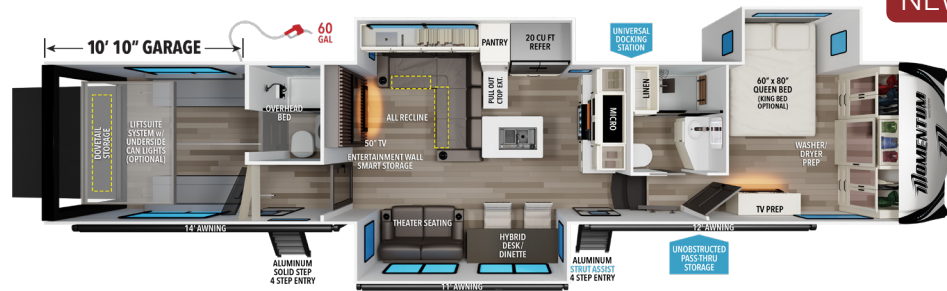
LENGTH²
46' 4"

HEIGHT
13' 6"

CAPACITY
140 52 52 52*

* 1/2 BATH DOUBLES AS BLACK/GRAY

NEW



396DB
10' 10" GARAGE

UVW¹
TBD

HITCH¹
TBD

GVWR
23,500

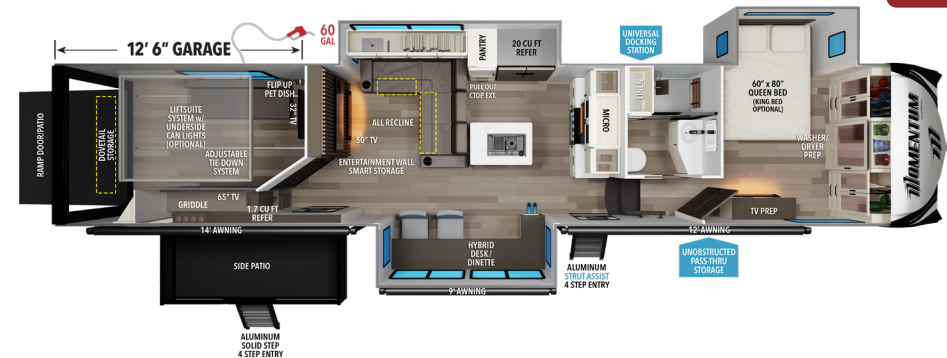
LENGTH²
46' 4"

HEIGHT
13' 6"

CAPACITY
140 52 52 52*

* 2ND BATH DOUBLES AS BLACK/GRAY

NEW



399M
12' 6" GARAGE

UVW¹
19,170

HITCH¹
3,406

GVWR
23,500

LENGTH²
44' 10"

HEIGHT
13' 6"

CAPACITY
140 104 52



FOR MORE INFORMATION
SCAN THE QR CODE USING YOUR
MOBILE PHONE CAMERA APP



¹ Based on average weight of the standard build. ² Hitch to rear

Because of our commitment to continuous product improvement, Grand Design Recreational Vehicles reserves the right to change components, standards, options, specifications, and materials without notice and at any time. Photos may show optional equipment which may not be included in the standard purchase price of the featured unit. Be sure to review current product details with your local dealer before purchasing.



FIFTH WHEELS

CHOOSE YOUR ADVENTURE MONOCHROME PAINT SCHEMES



MAKE YOUR MOMENTUM STAND OUT WITH OPTIONAL FULL BODY PAINT



ONYX



ONYX



ONYX W/ BLUE



ONYX W/ RED



ONYX W/ ORANGE



STERLING



STERLING
W/ BLUE



STERLING
W/ RED



STERLING
W/ ORANGE



STERLING
W/ RED, WHITE
& BLUE



MOMENTUM



FIFTH WHEELS

FEATURES
STRATAMAX™ ULTRA ARMSTRONGFLOORING®
OMNICONNECT
WIDEBODY 101" SUPER CHASSIS
HYDRAULIC 6 POINT ONE TOUCH AUTO LEVELING
MOR/RYDE PIN BOX
MOR/RYDE INDEPENDENT SUSPENSION
17.5" H-RATED TIRES
GENERATOR DROP FRAME W/STORAGE ABOVE
GARAGE LIFT SUITE - P2K BED SYSTEM W/INTEGRATED PUCK LIGHTS & VERSATILE BENCHES W/ OVERSIZED GARAGE WINDOWS
HD L-TRACK WITH MOVABLE HD RINGS & GRAY RUBBER INSERTS
OVERSIZED STRUT ASSISTED DOVETAIL GARAGE STORAGE
INSULATED GARAGE FLOOR - R40
TITAN SEAL - MYLAR TAPE & PVC DIECUT SEALS
330W SOLAR PANEL, 50AMP CONTROLLER, + INVERTER PREP
12V HEAT TANK PADS
MOR/RYDE STRUT ASSISTED ENTRY STEPS
SOLID SURFACE KITCHEN COUNTERTOPS
ELECTRONICS & HAIR ACCESSORY DRAWERS
24" OVEN & 4 BURNER COOKTOP
1.5 CU. FT. MICROWAVE
20 CU. FT. REFRIGERATOR
60K BTU TANKLESS WATER HEATER
PET FRIENDLY FEATURES (DOG BOWLS, SCREEN DEFENDER, LEASH CONNECTOR)
STEALTH A/C SYSTEM - 30,000 BTU RACETRACK DUCTED
ZERO GRAVITY & WEATHER-PROOF RAMP DOOR
SMART SINK - CUTTING BOARD, SOAP DISPENSER, CUP RINSE, WATERFALL, 3 SPRAY MODES
60 GALLON FUEL STATION
ROCKFORD FOSGATE STEREO SYSTEM
RESIDENTIAL SOFT CLOSE DOORS & DRAWERS
FRAMELESS WINDOWS
EVENFLOW HEATING SYSTEM - NO HEAT DUCTS IN FLOOR
100% PDI, 300+ POINT INSPECTION
WARRANTY – 1 YEAR BASE, 3 YEAR STRUCTURAL, 5 YEAR FRAME, ALL TRANSFERABLE

GRAND DESIGN™

RECREATIONAL VEHICLES

You'll find that your experience with GDRV is different.

With quality at the foundation of everything we do, we do more. We pay attention to detail, we focus more on our customers, we perform more rigorous inspections, we have better coverage with our warranties and we hire more experienced craftsmen.

When it comes down to it, we do more of what matters so that you can have the experience of a lifetime, every time.

Go beyond just camping. Have an adventure. Take that trip of a lifetime. We'll be there with you every step of the way.

MORE OF WHAT MATTERS



QUALITY

Quality checkpoints during manufacturing

Final finish inspection

Pre-Delivery Inspection (PDI) area where all coaches are put through a rigorous 300+ point inspection checklist before shipping to a dealer

SERVICE

State of the art service center

A Service Response Team (SRT) in the field

Expansive dealer network

The best warranty coverage in the industry



COMMUNITY

38 Rallies a year across the US and Canada. Each rally has opportunities to volunteer in the community, learn at seminars, have work done on your coach and have fun with the GDRV family!

**TO SCHEDULE A FACTORY
TOUR VISIT OUR WEBSITE!**

www.GrandDesignRV.com