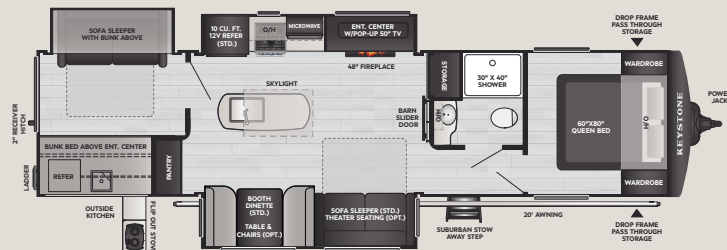


OUTBACK PREMIUM

TRAVEL TRAILERS

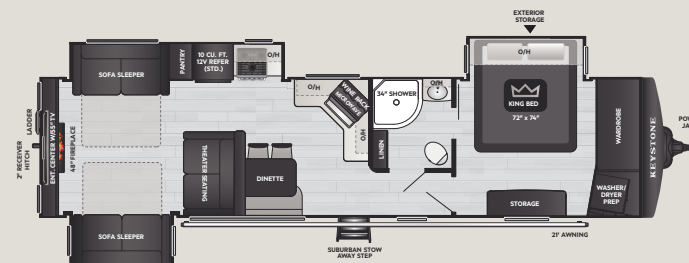
SCAN FOR MORE INFO



340BH

WEIGHT 8930

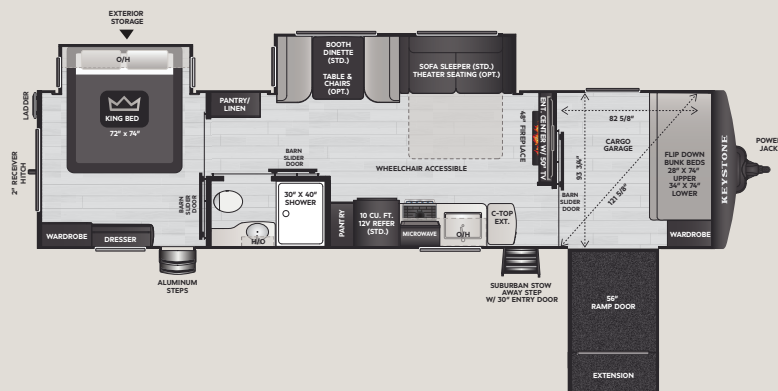
LENGTH 37' 11"



341RD

WEIGHT 8462

LENGTH 37' 6"



342CG

WEIGHT 8220

LENGTH 37' 5"



DISCLAIMER: Product information is as accurate as possible as of the date of publication of this publication. All features, floor plans, and specifications in this publication are subject to change without notice. Please also consult Keystone's web site at www.keystonerv.com for more current product information and specifications. Tow Vehicle Disclaimer: CAUTION: Owners of Keystone recreational vehicles are solely responsible for the selection and proper use of tow vehicles. All customers should consult with a motor vehicle manufacturer or their dealer concerning the purchase and use of suitable tow vehicles for Keystone products. Keystone disclaims any liability or damages suffered as a result of the selection, operation, use or misuse of a tow vehicle. KEYSTONE'S LIMITED WARRANTY DOES NOT COVER DAMAGE TO THE RECREATIONAL VEHICLE OR THE TOW VEHICLE AS A RESULT OF THE SELECTION, OPERATION, USE OR MISUSE OF THE TOW VEHICLE. *Length is defined as the distance from the centerline of hitch pin/coupler to rear bumper of trailer. ** Fresh water capacity includes water heater. Please review owner's manual prior to purchase for more information on service warranties, extended use, towing and maintenance. Owner's manuals can be found at keystonerv.com.



STANDARD FEATURES & OPTIONS

INTERIOR

- ♦ Fiberglass Backed Linoleum Floor w/ No Carpet
- ♦ Extra Tall Slide Height
- ♦ Real Touch 3D High-Definition Fascia Covering
- ♦ Black Out Roller Shades
- ♦ Designer Upholstered Window Valances
- ♦ Pre-Drilled and Screwed Hand-Glazed Modern Cabinetry
- ♦ Thomas Payne® Collection Theater Power Seating
- ♦ 78" Arched Interior Ceilings
- ♦ Hardwood Cabinetry
- ♦ Solid Surface Kitchen Countertops
- ♦ Deep Single Basin Stainless Steel Sink w/ 3" Drains
- ♦ High-Rise Faucet w/ Pull-Out Sprayer
- ♦ Dream Dinette w/ Max-Store
- ♦ Seamless Bathroom Countertops
- ♦ Power Roof Vent and Skylight Over Tub
- ♦ Porcelain Foot-Flush Toilet
- ♦ Queen or King Size Bed
- ♦ Fiberglass Shower Surround
- ♦ Dimmable LED Ceiling Batten Strip Lighting
- ♦ 18K BTU A/C w/ Variable Speed Compressor
- ♦ 50" LED Smart TV

EXTERIOR

- ♦ Power Tongue Jack
- ♦ Pinch Rolled Laminated Gel-Coated Fiberglass Exterior
- ♦ Large Panoramic Black Framed Tinted 80% Safety Glass Windows
- ♦ Painted Fiberglass Front Cap w/ LED Strip Lights And Rock Guard
- ♦ Fully Walkable 3/8" Roof Decking & One-Piece TPO Membrane
- ♦ Rear Ladder
- ♦ BAL® Cable Driven Slide System w/ Manual Slide Backup
- ♦ One-Piece Polypropylene Heated Enclosed Underbelly
- ♦ 5K LBS. Dexter® E-Z Lube Axles w/ 10" Electric Brakes
- ♦ MORryde Suspension
- ♦ 15" Maxxis Radial Tires w/ Spare
- ♦ Suburban Stow Away Steps

OPTIONS

- ♦ BAL® 7.3 Auto-Leveling
- ♦ Theater Seating IPO Tri-Fold Sofa
- ♦ Free Standing Dinette (*SELECT MODELS*)
- ♦ 2nd A/C

