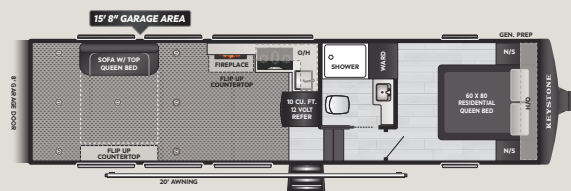


# FUZION IMPACT SERIES

## FIFTH WHEELS

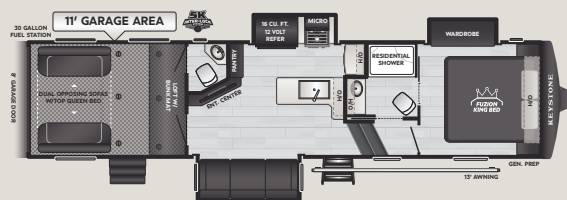
SCAN FOR MORE INFO



**321LT**

WEIGHT 9145

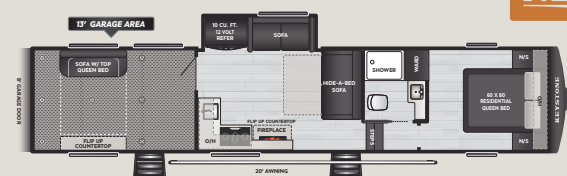
LENGTH 32' 0"



**337**

WEIGHT TBD

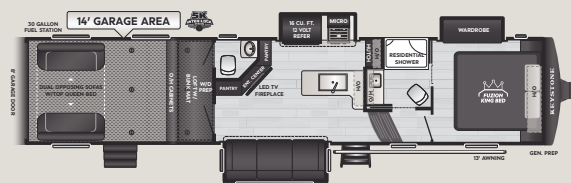
LENGTH 37' 7"



**361LT**

WEIGHT TBD

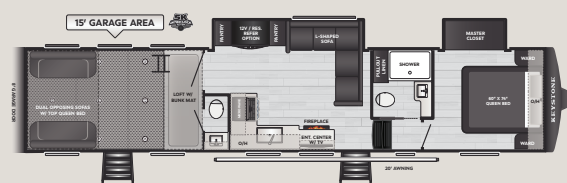
LENGTH 39' 11"



**367**

WEIGHT 13500

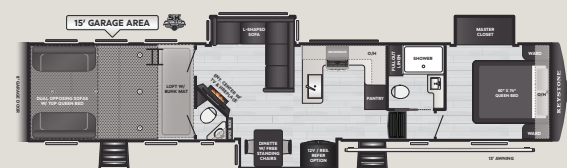
LENGTH 40' 7"



**416**

WEIGHT 14600

LENGTH 44' 11"




**418**

WEIGHT 15005

LENGTH 45' 11"



DISCLAIMER: Product information is as accurate as possible as of the date of publication of this publication. All features, floor plans, and specifications in this publication are subject to change without notice. Please also consult Keystone's web site at [www.keystonerv.com](http://www.keystonerv.com) for more current product information and specifications. Tow Vehicle Disclaimer: Owners of Keystone recreational vehicles are solely responsible for the selection and proper use of tow vehicles. All customers should consult with a motor vehicle manufacturer or their dealer concerning the purchase and use of suitable tow vehicles for Keystone products. Keystone disclaims any liability or damages suffered as a result of the selection, operation, use or misuse of a tow vehicle. KEYSTONE'S LIMITED WARRANTY DOES NOT COVER DAMAGE TO THE RECREATIONAL VEHICLE OR THE TOW VEHICLE AS A RESULT OF THE SELECTION, OPERATION, USE OR MISUSE OF THE TOW VEHICLE. \*Length is defined as the distance from the centerline of hitch pin/coupler to rear bumper of trailer. \*\* Fresh water capacity includes water heater. Please review owner's manual prior to purchase for more information on service warranties, extended use, towing and maintenance. Owner's manuals can be found at [Keystonerv.com](http://Keystonerv.com).



## STANDARD FEATURES & OPTIONS

### INTERIOR

- ◆ Designer Style Vinyl Flooring Throughout
- ◆ MAX height Living Room and Kitchen Slides
- ◆ Pull-Down Window Shades
- ◆ Soft-Close Hardwood Cabinetry w/ Hidden Hinges
- ◆ Farmhouse Style Stainless Steel Kitchen Sink w/ Roll-Up Sink Cover
- ◆ Furrion Chill® Cube A/C's
- ◆ Portable Multi-Use Table
- ◆ 70" X 80" King Bed
- ◆ NEW Larger Fiberglass Shower
- ◆ 5" Dimmable Flush Mount Lighting
- ◆ 35k BTU Gas Furnace
- ◆ 16 cu. ft. 12V Refrigerator
- ◆ 3-Burner Range And 17" Oven
- ◆ Washer/Dryer Prep in Garage
- ◆ 5K lbs. Frame Welded Tie-Downs

### EXTERIOR

- ◆ 2" Laminated Sidewalls w/ Double-Welded Aluminum Construction
- ◆ Large Tinted Safety Glass Windows
- ◆ NEW Painted Fiberglass Cap w/ Patented KeyShield™ Protection
- ◆ LED Lighting
- ◆ Dexter® E-Z Lube® 7K LBS. Axles
- ◆ Self-Adjusting Electric Brakes
- ◆ 16" Wheels w/ G rated Maxxis Tires
- ◆ Ramp Door Patio Package w/Side Entry Steps
- ◆ 3 Seasons Sliding Rear Patio Doors
- ◆ RV Mobile Power™ Flex Power® 5500e Generator w/ Dual Fuel Gasoline and LP Capabilities
- ◆ Lippert Titan 6PT Hydraulic Leveling
- ◆ Furrion Wireless Backup Camera Prep
- ◆ Convenience Center (Single-Point for All System Hook-Ups)
- ◆ MORryde StepAbove®
- ◆ One-Touch Electric Awning w/ LED Lights
- ◆ 30 Gallon Fuel Station

### OPTIONS

- ◆ NEW Full Body Paint Options Available: Lunar, Jet Black (Available in Gloss Finish) & Hero Edition (Matte Finish Only)
- ◆ SolarFlex™ Discover
- ◆ Dragonfly® Energy Lithium-ion Heated Batteries

