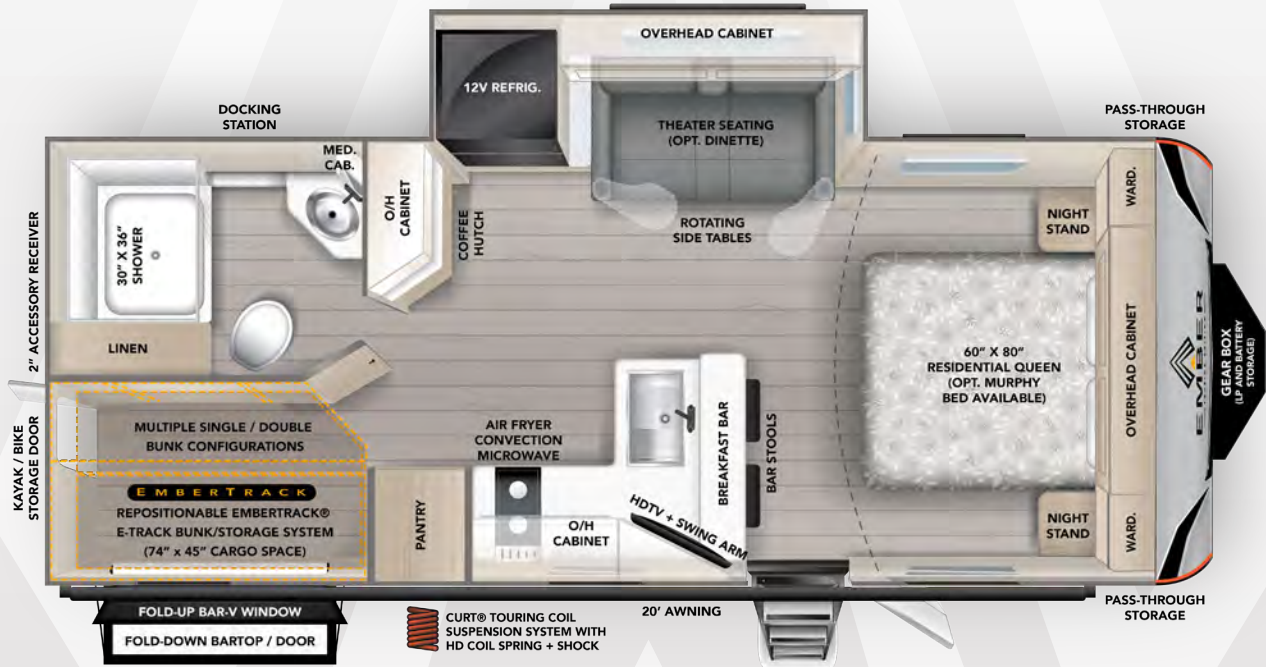


2026 TOURING EDITION 2200ETL



2026 TOURING EDITION 2300MLL

2200ETL


SPECIFICATIONS	LENGTH	HEIGHT	DRY WEIGHT	HITCH WEIGHT
2200ETL	27'5"	11'4"	5,785 LBS	705 LBS

KEY FEATURES

- CURT Touring Coil Suspension System with Heavy-Duty Coil Spring and Shock Absorber at Each Wheel (50% Less Road Shock!)
- Auto-Leveling and Stabilization System
- 18,000 BTU Chill Cube A/C (Largest Single A/C in Class) with Heat Pump and Remote
- Goodyear Endurance® Tires (Load Range E)
- Laminated Azdel Onboard® Composite Walls
- Best-in-Class 82" Ceiling Height
- Walk-around True Residential Queen Size 60" x 80" Front Bed (vs. "RV Queen")
- Patent-pending Repositionable EmberTrack™ E-Track Bunk/Storage System (74" x 45" Rear Cargo Area) with Fold-Down Bar Top
- Large Exterior Storage Locker Door and Rear Kayak/Bike Door
- Evermore™ Composite Floor with Congoleum® DiamondFlor® "Carpetless" Interior
- Air Fryer Convection Microwave
- Solid Surface Countertops with Stainless Steel Sinks (Kitchen and Bath)
- EmberLink™ "Smart RV" system controls Slide Room, Awning, and Lighting
- XL 55 gal. Fresh, 35 gal. Gray & Black Tanks
- Off-grid Solar Package with 400W Rooftop Panels, 2000W Inverter, and Victron® MPPT Solar Controller with PV Disconnect
- Sleeps 4 - 8



STANDARDS

- Laminated Azdel Composite Walls
- Best-in-Class 82" Ceiling Height
- 5-Sided Aluminum Frame Construction
- Gel-coated Fiberglass Exterior
- Evermore™ Laminated Azdel Onboard® Composite Floor
- Fully Walkable Roof with One-piece Tufflex® PVC Roofing (Lifetime Warranty)
- **CURT Touring Coil Suspension System** with Heavy-Duty Coil Spring and Shock Absorber at Each Wheel
- **Upgraded Plumbing:** Water Management System, Prefabricated Flex Hoses, PEX Specialty Connectors, & Inline Shut-off Valves at all Faucets and Toilet

- Dual-Pane Acrylic **Caravan Windows** with Integrated Thermal Shades/Screens
- Goodyear Endurance® Load Range E Tires (including spare; Made in the USA!) 
- Blacked-out Aluminum Rims
- Self-Adjusting Electric Brakes
- TireLinc® Pro Tire Pressure Monitoring System (TPMS)
- MORryde StepAbove® Steps with Safe-T-Rail® entry handle (Made in the USA) 
- Slam-Latch Baggage Doors
- Electric Awning with Dimmable LED Light
- Front Electric Tongue Jack with LED Light
- Built-In 7-Way Cable Holder
- High-Visibility LED Exterior Lighting
- Back-Up Lighting
- Fully-Enclosed Radiant Barrier Underbelly
- XL Fresh Water Tank (55 gallons)
- 12V Tank Heaters
- Dual 20# LP Tanks (40# total capacity)
- LP Quick Connect
- 30 Amp Service
- Detachable Shore Power Cord
- Battery Disconnect
- Outside Shower
- Black Tank Flush
- 30" Friction Hinge Entrance Door with Thinshade™ Window Shade and Screen Shot™ Screen Door

- Frame-Integrated Rear 2" Accessory Receiver (300# capacity)
- Repositionable/Telescoping Roof Ladder + Rear-Mounted Bracket
- Winegard Air 360+ Omnidirectional Antenna (Wi-Fi/LTE Prep)
- Keyed-Alike™ Locking System (N/A Bar-V Door)
- 360 Siphon® Roof Vent Caps
- Coiled Break-Away Cable
- Sewer Hose Caddy
- **PREPPED FOR:** Side Solar Port, Rear/Side Observation Camera, Washer/Dryer (EmberTrack-equipped models), Slide Topper, and Starlink cable

- **18,000 BTU Chill Cube Air Conditioner** (Largest Single A/C in Class) with Heat Pump and Remote Control
- 60" x 80" Residential-Sized Queen Bed with USB-A/C and 120V Powered Cubbies with LED Night Lights on Each Side
- **EmberLink™** Smart RV Control System
- 10.6 cu. ft. 12V Refrigerator
- Air Fryer Convection Microwave
- 32" Smart HDTV
- **Aurora Décor** with Painted Hardwood Doors and Drawers in Kitchen and Bath
- Hardwood Maple Cabinet Doors with Hidden Hinges
- Soft Close Maple Hardwood Drawers
- 12V Multi-speed Fan (Main Room)
- **Solid Surface Countertops** with Stainless Steel Sinks (Kitchen and Bath)
- Dual-burner LP Cooktop
- Showermiser™ Fresh Water Saver
- Dimmable Interior LED Lighting
- Congoleum® DiamondFlor® "Carpetless" Interior
- Tankless "On Demand" Water Heater
- Porcelain Foot-Flush Toilet
- 30K BTU Furnace
- Medicine Cabinet with LED Backlight
- Bathroom Skylight and 12V Fan
- Smoke/CO/LP Detectors
- Fire Extinguisher

OPTIONS

- **MANDATORY: Off-Grid Solar Package:**
GoPower!® 400W Rooftop Solar Panel(s), 2000W Pure Sine Wave Inverter, and Victron® MPPT Solar Controller with Solar (PV) Disconnect
- **MANDATORY: Ground Control® TT3 Auto-Leveling and Stabilization System:** 5-point Automatic Leveling and Stabilization with “Smart” Control
- **MANDATORY:** Tongue-Mounted , Powder-Coated Front **Aluminum Gear Box** with LP and Lockable Storage
- Wireless Side/Rear Observation Camera System with 12V Monitor
- Booth Dinette (in place of Theater Seating; 2200ETL)
- Murphy Bed (Residential Queen-sized Folding Mattress with Double Side-table Sofa below in place of fixed bed)
- 2nd 18k BTU Furrion Chill Cube A/C (in place of 12V Multi-speed Fan)
- Slide Topper Awning
- **MAX SOLAR PACKAGE:** 3000W Victron® Inverter/Charger (in place of 2000W Inverter) with Cerbo GX Communication Center, 270Ah 12V Battle Born® Gamechanger® (LiFePO4) Battery, 1200W Roof-mounted Solar Panels, Three Victron® Bluetooth® MPPT Controllers, REDARC® DC to DC Trailer Battery Charger, PV and Cold-Weather Battery Disconnects, and Side Solar Port
- Additional 270Ah 12V Battle Born® Gamechanger Lithium-ion (LiFePO4) Battery



NOTES



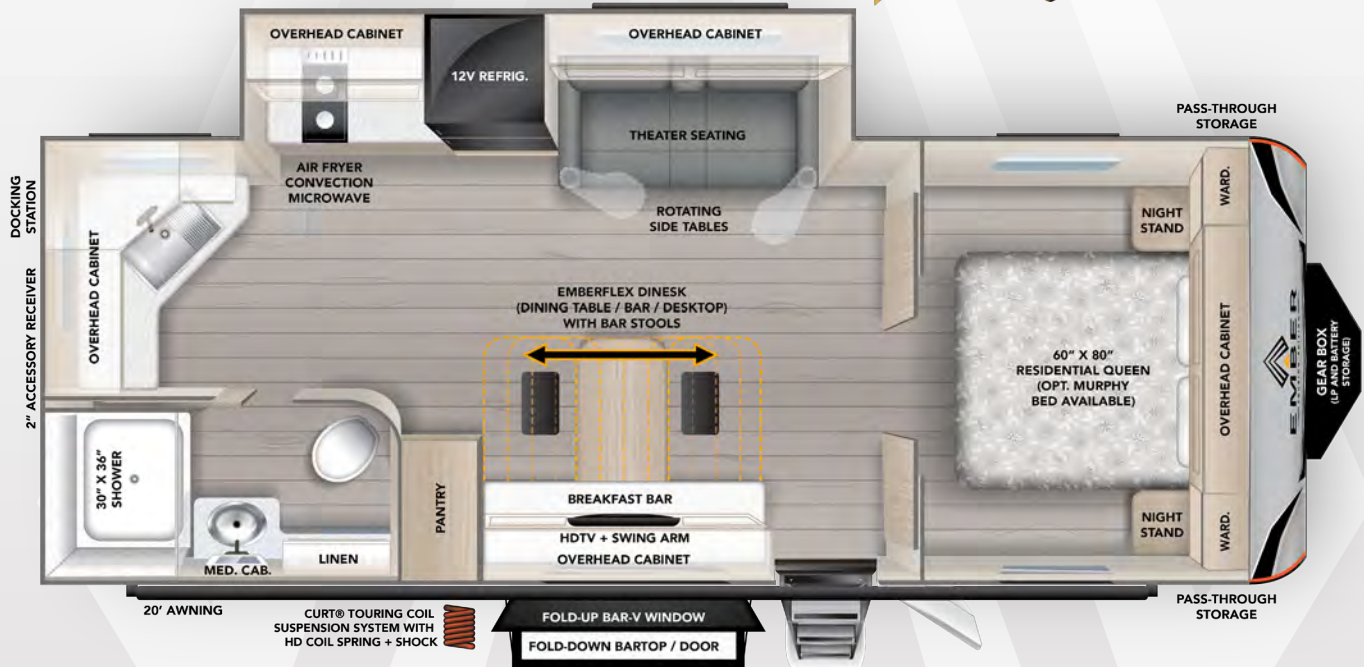


EMBER
RECREATIONAL VEHICLES

2026 TOURING EDITION TRAVEL TRAILERS



2300MLL



SPECIFICATIONS

2300MLL

LENGTH

29'5"

HEIGHT

11'4"

DRY WEIGHT

6,110 LBS

HITCH WEIGHT

740 LBS

KEY FEATURES

- CURT Touring Coil Suspension System with Heavy-Duty Coil Spring and Shock Absorber at Each Wheel (50% Less Road Shock!)
- Auto-Leveling and Stabilization System
- 18,000 BTU Chill Cube A/C (Largest Single A/C in Class) with Heat Pump and Remote
- Goodyear Endurance® Tires (Load Range E)
- Laminated Azdel Onboard® Composite Walls
- Best-in-Class 82" Ceiling Height
- Walk-around True Residential Queen Size 60" x 80" Front Bed (vs. "RV Queen")
- Patent-pending EmberFlex Dinesk Reconfigurable Dining Table/Bar/Desktop with Outdoor Bar and HDTV
- Evermore™ Composite Floor with Congoleum® DiamondFlor® "Carpetless" Interior
- Standard Wall-hugger Theater Seating
- Air Fryer Convection Microwave
- Solid Surface Countertops with Stainless Steel Sinks (Kitchen and Bath)
- EmberLink™ "Smart RV" system controls Slide Room, Awning, and Lighting
- XL 55 gal. Fresh, 35 gal. Gray & Black Tanks
- Off-grid Solar Package with 400W Rooftop Panels, 2000W Inverter, and Victron® MPPT Solar Controller with PV Disconnect
- Sleeps 2 - 4

Please Note: Information on this flyer is the latest available at the time of publication approval. Ember Recreational Vehicles reserves the right to make changes and to discontinue models without notice or obligation. RVs built for sale in Canada may differ to conform to Canadian codes. EMBER is a registered trademark of Ember Recreational Vehicles, Inc. ©2025 EMBER RECREATIONAL VEHICLES, INC. REV251010





EXPLORE MORE AT EmberRV.com

STANDARDS

CONSTRUCTION

- Laminated Azdel Composite Walls
- Best-in-Class 82" Ceiling Height
- 5-Sided Aluminum Frame Construction
- Gel-coated Fiberglass Exterior
- Evermore™ Laminated Azdel Onboard® Composite Floor
- Fully Walkable Roof with One-piece Tufflex® PVC Roofing (Lifetime Warranty)
- **CURT Touring Coil Suspension System** with Heavy-Duty Coil Spring and Shock Absorber at Each Wheel
- **Upgraded Plumbing:** Water Management System, Prefabricated Flex Hoses, PEX Specialty Connectors, & Inline Shut-off Valves at all Faucets and Toilet

EXTERIOR

- Dual-Pane Acrylic **Caravan Windows** with Integrated Thermal Shades/Screens
- Goodyear Endurance® Load Range E Tires (including spare; Made in the USA!) 
- Blacked-out Aluminum Rims
- Self-Adjusting Electric Brakes
- TireLinc® Pro Tire Pressure Monitoring System (TPMS)
- MORryde StepAbove® Steps with Safe-T-Rail® entry handle (Made in the USA) 
- Slam-Latch Baggage Doors
- Electric Awning with Dimmable LED Light
- Front Electric Tongue Jack with LED Light
- Built-In 7-Way Cable Holder
- High-Visibility LED Exterior Lighting
- Back-Up Lighting
- Fully-Enclosed Radiant Barrier Underbelly
- XL Fresh Water Tank (55 gallons)
- 12V Tank Heaters
- Dual 20# LP Tanks (40# total capacity)
- LP Quick Connect
- 30 Amp Service
- Detachable Shore Power Cord
- Battery Disconnect
- Outside Shower
- Black Tank Flush
- 30" Friction Hinge Entrance Door with Thinshade™ Window Shade and Screen Shot™ Screen Door

- Frame-Integrated Rear 2" Accessory Receiver (300# capacity)
- Repositionable/Telescoping Roof Ladder + Rear-Mounted Bracket
- Winegard Air 360+ Omnidirectional Antenna (Wi-Fi/LTE Prep)
- Keyed-Alike™ Locking System (N/A Bar-V Door)
- 360 Siphon® Roof Vent Caps
- Coiled Break-Away Cable
- Sewer Hose Caddy
- **PREPPED FOR:** Side Solar Port, Rear/Side Observation Camera, Washer/Dryer (EmberTrack-equipped models), Slide Topper, and Starlink cable

INTERIOR

- **18,000 BTU Chill Cube Air Conditioner** (Largest Single A/C in Class) with Heat Pump and Remote Control
- 60" x 80" Residential-Sized Queen Bed with USB-A/C and 120V Powered Cubbies with LED Night Lights on Each Side
- **EmberLink™** Smart RV Control System
- 10.6 cu. ft. 12V Refrigerator
- Air Fryer Convection Microwave
- 32" Smart HDTV
- **Aurora Décor** with Painted Hardwood Doors and Drawers in Kitchen and Bath
- Hardwood Maple Cabinet Doors with Hidden Hinges
- Soft Close Maple Hardwood Drawers
- 12V Multi-speed Fan (Main Room)
- **Solid Surface Countertops** with Stainless Steel Sinks (Kitchen and Bath)
- Dual-burner LP Cooktop
- Showermi\$er™ Fresh Water Saver
- Dimmable Interior LED Lighting
- Congoleum® DiamondFlor® "Carpetless" Interior
- Tankless "On Demand" Water Heater
- Porcelain Foot-Flush Toilet
- 30K BTU Furnace
- Medicine Cabinet with LED Backlight
- Bathroom Skylight and 12V Fan
- Smoke/CO/LP Detectors
- Fire Extinguisher

OPTIONS

- **MANDATORY: Off-Grid Solar Package:** GoPower!® 400W Rooftop Solar Panel(s), 2000W Pure Sine Wave Inverter, and Victron® MPPT Solar Controller with Solar (PV) Disconnect
- **MANDATORY: Ground Control® TT3 Auto-Leveling and Stabilization System:** 5-point Automatic Leveling and Stabilization with "Smart" Control
- **MANDATORY:** Tongue-Mounted, Powder-Coated Front **Aluminum Gear Box** with LP and Lockable Storage
- Wireless Side/Rear Observation Camera System with 12V Monitor
- Booth Dinette (in place of Theater Seating; 2200ETL)
- Murphy Bed (Residential Queen-sized Folding Mattress with Double Side-table Sofa below in place of fixed bed)
- 2nd 18k BTU Furrion Chill Cube A/C (in place of 12V Multi-speed Fan)
- Slide Topper Awning
- **MAX SOLAR PACKAGE:** 3000W Victron® Inverter/Charger (in place of 2000W Inverter) with Cerbo GX Communication Center, 270Ah 12V Battle Born® Gamechanger® (LiFePO4) Battery, 1200W Roof-mounted Solar Panels, Three Victron® Bluetooth® MPPT Controllers, REDARC® DC to DC Trailer Battery Charger, PV and Cold-Weather Battery Disconnects, and Side Solar Port
- Additional 270Ah 12V Battle Born® Gamechanger Lithium-ion (LiFePO4) Battery

NOTES

