



The Lightest True 4-Season Campers  
2-Piece 'No Leak' Fiberglass Construction  
Industry Leading 6-year Warranty  
Personal Care & Quality Workmanship

**NORTHERN** *Lite*



# ***Why Northern Lite***

Northern Lite brings over 30 years of experience into building the lightest and highest quality true 4-season truck campers on the market. Northern Lite is known throughout the RV industry for our quality, workmanship & the high end fit and finish on all of our products.

Northern Lite truck campers are built using a 2-piece fiberglass construction which eliminates unnecessary seams to ensure that, even in the most extreme weather conditions, you and your family will remain warm and dry inside of your camper. Every Northern Lite is built with comfort in mind. Our interiors feature durable hardwood cabinetry, plush seating area cushions, ample headroom throughout, top end appliances, and a full-sized queen bed in the above cab sleeping area. When Mother Nature forces you to stay inside of your Northern Lite camper, you won't mind one bit!

All Northern Lite products carry an inclusive six-year structural integrity warranty. When you buy a Northern Lite camper you not only receive the highest quality truck camper on the market but you also receive peace of mind knowing that if there is an issue, our industry leading warranty backed by our personal care and service will be there to make things right.

# ***Built for Adventure***

4-Season Comfort from  
Canadian Winters to Arizona Summers



*Limited Edition... The ultimate in luxury and comfort*  
*Sportsman Plus Edition... Option oriented 4-season camper*  
*610 Series... Built for domestic half-ton trucks*



# 3 Sizes for 1-Ton Long and Short Box Trucks



8-11

Built for short box 1-ton single rear wheel trucks, the 8-11 is the lightest true 4-season full size truck camper on the market and comes in both wet and dry bath.

- Overall Length: 195"
- Overall Floor Length: 108"
- Overall Width: 98"
- Interior Headroom: 6'4"
- Overall Height: LE 101", SP 94"
- Center of Gravity: 39.5"
- Truck Box: Short



9-6

Built for long box 1-ton single rear wheel trucks, the 9-6 is designed to maximize space and handling capabilities. The 9-6 has the shortest overhang of our three sizes.

- Overall Length: 198"
- Overall Floor Length: 111"
- Overall Width: 98"
- Interior Headroom: 6'4"
- Overall Height: LE 101", SP 94"
- Center of Gravity: 42.5"
- Truck Box: Long



10-2

The 10-2 is our roomiest truck camper for single and dual 1-ton trucks, including our largest wet and dry baths, ensuring maximum comfort.

- Overall Length: 218"
- Overall Floor Length: 131"
- Overall Width: 98"
- Interior Headroom: 6'8"
- Overall Height: 107"
- Center of Gravity: 48"
- Truck Box: Long

Features and Options

	8-11EXLE Dry Bath	8-11EXLE Wet Bath	9-6LE Wet Bath	10-2EXLE Dry Bath	10-2EXLE Wet Bath	8-11EXSP+ Dry Bath	8-11EXSP+ Wet Bath	9-6SP+ Wet Bath
600AH Lithium Power System	-	OPT	OPT	OPT	OPT	-	OPT	OPT
2 - 100AH Lithium Batteries	OPT	OPT	OPT	OPT	OPT	OPT	OPT	OPT
Truma Combi	-	OPT	OPT	OPT	OPT	-	OPT	OPT
3 X 200 Watt Solar Panels	STD	STD	STD	STD	STD	STD	STD	STD
12v/USB Charging Stations	STD	STD	STD	STD	STD	STD	STD	STD
60"x80" Queen Mattress	STD	STD	STD	STD	STD	STD	STD	STD
Air Conditioner	STD	STD	STD	STD	STD	STD	OPT	OPT
Air Conditioner Soft Start	OPT	OPT	OPT	OPT	OPT	OPT	OPT	OPT
Awning 10' 5" Power Side	STD	STD	STD	STD	STD	STD	OPT	OPT
Awning 7' Power Rear	STD	STD	STD	STD	STD	OPT	OPT	OPT
Basement Storage Tray	STD	STD	STD	STD	STD	STD	STD	STD
Cab Thru Window	STD	STD	STD	STD	STD	STD	STD	STD
Carpet - Removable	STD	STD	STD	STD	STD	OPT	OPT	OPT
Deep Stainless Steel Sink	STD	STD	STD	STD	STD	STD	STD	STD
Heki Thermal Skylight	STD	STD	STD	STD	STD	STD	STD	STD
Acrylic Thermal Windows	STD	STD	STD	STD	STD	STD	STD	STD
Electric Jacks - w/ remote	STD	STD	STD	STD	STD	STD	STD	STD
Fan with Rain Sensor and Remote	STD	STD	STD	STD	STD	-	-	-
3-Speed Fan	-	-	-	-	-	STD	STD	STD
Four Season Package	STD	STD	STD	STD	STD	STD	STD	STD
Heated Basement	STD	STD	STD	STD	STD	STD	STD	STD
Microwave	STD	STD	STD	STD	STD	OPT	OPT	OPT
20,000 BTU auto light furnace	STD	STD	STD	STD	STD	STD	STD	STD
6-Year Structural Warranty	STD	STD	STD	STD	STD	STD	STD	STD
Portable Generator Storage	STD	STD	STD	STD	STD	STD	STD	STD
Rear Bumper Patio	STD	STD	STD	STD	STD	STD	STD	STD
Removable 3rd Step	STD	STD	STD	STD	STD	STD	STD	STD
Sliding Propane Storage	STD	STD	STD	STD	STD	STD	STD	STD
Stereo	STD	STD	STD	STD	STD	OPT	OPT	OPT
TV Antenna Razer Auto	STD	STD	STD	STD	STD	OPT	OPT	OPT
LED Light Package	STD	STD	STD	STD	STD	STD	STD	STD
Roomier Dry Bath with Bench Seat	-	-	-	STD	-	-	-	-
Hot Water - gas/electric	STD	STD	STD	STD	STD	STD	STD	STD
Solid Sapele Dinette Table	STD	STD	STD	STD	STD	-	-	-
Smart TV	STD	STD	STD	STD	STD	OPT	OPT	OPT
Monitor Panel	STD	STD	STD	STD	STD	STD	STD	STD
3-Burner Stove with Oven	STD	STD	STD	STD	STD	STD	STD	STD
Wireless Backup Camera	STD	STD	STD	STD	STD	OPT	OPT	OPT
Hyper Vent Mattress Spacer	STD	STD	STD	STD	STD	STD	STD	STD
6.3 cu ft 2-Way Fridge	STD	STD	STD	STD	STD	STD	STD	STD
8 cu ft 12V Fridge	OPT	OPT	OPT	OPT	OPT	OPT	OPT	OPT
Built-in Onan 2500i Generator	OPT	OPT	-	OPT	OPT	OPT	OPT	-
Glass Sliding Thermal Windows	OPT	OPT	OPT	OPT	OPT	OPT	OPT	OPT
Sapele Hardwood Interior	STD	STD	STD	STD	STD	STD	STD	STD
Greystokes Wood Interior	OPT	OPT	OPT	OPT	OPT	OPT	OPT	OPT
Face-to-Face Dinette	STD	STD	STD	STD	STD	STD	STD	STD
U-Shaped Dinette	OPT	OPT	OPT	OPT	OPT	OPT	OPT	OPT
9" Wider U-Shape Dinette	-	-	-	-	-	OPT	OPT	OPT
Medicine Cabinet	STD	STD	STD	STD	STD	STD	STD	STD
4-Stage Lithium Switchable Converter	STD	STD	STD	STD	STD	STD	STD	STD

Specifications

	8-11EXLE Dry Bath	8-11EXLE Wet Bath	9-6LE Wet Bath	10-2EXLE Dry Bath	10-2EXLE Wet Bath	8-11EXSP+ Dry Bath	8-11EXSP+ Wet Bath	9-6SP+ Wet Bath
Overall Width (in)	98	98	98	98	98	98	98	98
Overall Length (in)	195	195	198	218	218	195	195	198
Overall Floor Length (in)	108	108	110	131	131	108	108	110
Overall Height (in)	101	101	101	107	107	94	94	94
Interior Headroom (ft-in)	6'4"	6'4"	6'4"	6'8"	6'8"	6'4"	6'4"	6'4"
Dinette Bed (in)	37×67	37×72	37×74	40×75	40×75	46×67	46×72	46×74
U-Shaped Table Size (in)	24×26	24×26	24×29	24×29	24×29	26×28	26×28	29×28
Face-to-Face Table (in)	26×38	26×38	29×38	30×38	30×38	-	-	-
Mattress Size (in)	60×80	60×80	60×80	60×80	60×80	60×80	60×80	60×80
Fresh Water Tank (US gal)	33	33	33	40	40	33	33	33
Waste Tank (US gal)	12	13	13	18	18	12	13	13
Grey Tank (US gal)	24	24	24	40	40	24	24	24
Hot Water Tank	6	6	6	6	6	6	6	6
Propane (lb)	40	40	40	40	40	40	40	40
Approx Dry Weight (lb)	3050	3050	3100	3510	3510	2710	2710	2730
Truck Box Length	Short	Short	Long	Long	Long	Short	Short	Long
Bath	Dry	Wet	Wet	Dry	Wet	Dry	Wet	Wet
Center of Gravity	39.5"	39.5"	42.5"	48"	48"	39.5"	39.5"	42.5"

Northern Lite reserves the right to change the specifications and features of our campers without notice.






# 4 Full Size Camper Floor Plans to Choose From

Wet Bath with U-Shaped Dinette



Wet Bath with Face-to-Face Dinette



Dry Bath with U-Shaped Dinette



Dry Bath with Face-to-Face Dinette



## Industry Leading Features



600 Watts of Solar Panels on Full Size Models



Acrylic Thermal Windows



Extra Large Bumper Patio



10' 5" Power Side Awning on LE Models



Modern Decor and Appliances



Wireless Electric Jack System



Shown: 610



# 2026 LINEUP



## LIMITED EDITION

The Limited Edition is our fully loaded series. We offer this series in three sizes. The 10-2 and 9-6 are for full size long box trucks and the 8-11 for short box. This series is loaded with all the comforts of home including 600 watts of solar, leatherette seating, hardwood cabinetry, and air conditioning.



## THE 610

Meet the 610. This 4-season camper is designed for domestic half-ton trucks. The smallest camper in our lineup is roomy and extremely comfortable. Loaded with all the conveniences you will need, the 610 is also designed for a lithium battery system and features a Truma Combi heat/water system.



## SPORTSMAN PLUS

The Sportsman Plus is our option oriented full size truck camper. The Sportsman Plus is offered in two sizes: 9-6 for full size domestic long box trucks and the 8-11 for short box trucks. The Sportsman Plus has a long list of options for you to choose from to build out the 4-season camper that meets your needs.

# WHICH ONE IS RIGHT FOR YOU?





# ***Limited Edition Series***

The ultimate in comfort and luxury, Northern Lite's Limited Edition truck campers bring the high-quality construction and features that we are known for in the RV industry and packages it into a fully loaded 4-season camper.

The interior of a Limited Edition truck camper features Sapele hardwood finish, or our optional Greystokes, table and cabinetry, premium leatherette seating, and acrylic windows, plus many other standard and optional features.

From a weekend fishing trip to full-time RV living, the Limited Edition series of pickup truck campers provides the comfort of home no matter where you are!

- Premium leatherette seating
- Sapele hardwood table
- Acrylic windows
- Outside speakers
- Raised chrome graphics
- Rain sensor Fan with remote
- Power side awning
- Backup camera
- Removable 3rd step
- 600 watts of solar panels



Limited Edition: Features

	8-11EXLE Dry Bath	8-11EXLE Wet Bath	9-6LE Wet Bath	10-2EXLE Dry Bath	10-2EXLE Wet Bath
3 X 200 Watt Solar Panel	STD	STD	STD	STD	STD
2-12v/USB Charging Station	STD	STD	STD	STD	STD
60"x80" Queen Mattress	STD	STD	STD	STD	STD
Air Conditioner	STD	STD	STD	STD	STD
Awning 10' 5" Power Side	STD	STD	STD	STD	STD
Awning 7' Power Rear	STD	STD	STD	STD	STD
Basement Storage Tray	STD	STD	STD	STD	STD
Cab Thru Window	STD	STD	STD	STD	STD
Carpet - Removable	STD	STD	STD	STD	STD
Deep Stainless Steel Sink	STD	STD	STD	STD	STD
Heki Thermal Skylight	STD	STD	STD	STD	STD
Acrylic Thermal Windows	STD	STD	STD	STD	STD
Electric Jacks - w/ remote	STD	STD	STD	STD	STD
Fan w/ Rain Sensor and Remote	STD	STD	STD	STD	STD
Four Season Package	STD	STD	STD	STD	STD
Heated Basement	STD	STD	STD	STD	STD
Leatherette Seating Surface	STD	STD	STD	STD	STD
Microwave	STD	STD	STD	STD	STD
20,000 BTU auto light furnace	STD	STD	STD	STD	STD
6-Year Structural Warranty	STD	STD	STD	STD	STD
Portable Generator Storage	STD	STD	STD	STD	STD
Rear Bumper Patio	STD	STD	STD	STD	STD
Sliding Propane Storage	STD	STD	STD	STD	STD
Stereo	STD	STD	STD	STD	STD
TV Antenna Razer Auto	STD	STD	STD	STD	STD
LED Light Package	STD	STD	STD	STD	STD
Roomier Dry Bath w/ seat	-	-	-	STD	-
Hot Water - gas/electric	STD	STD	STD	STD	STD
Solid Sapele Dinette Table	STD	STD	STD	STD	STD
Smart TV	STD	STD	STD	STD	STD
Monitor Panel	STD	STD	STD	STD	STD
3-Burner Stove with Oven	STD	STD	STD	STD	STD
Wireless Backup Camera	STD	STD	STD	STD	STD
Hyper Vent Mattress Spacer	STD	STD	STD	STD	STD
Removable 3rd Step	STD	STD	STD	STD	STD
6.3 cu ft 2-Way Fridge	STD	STD	STD	STD	STD



Solid Sapele Hardwood Dinette Table




Power Awnings



Limited Edition: Specifications

	8-11EXLE Dry Bath	8-11EXLE Wet Bath	9-6LE Wet Bath	10-2EXLE Dry Bath	10-2EXLE Wet Bath
Overall Width (in)	98	98	98	98	98
Overall Length (in)	195	195	198	218	218
Overall Floor Length (in)	108	108	110	131	131
Overall Height (in)	101	101	101	107	107
Interior Headroom (ft-in)	6'4"	6'4"	6'4"	6'8"	6'8"
Dinette Bed (in)	37×67	37×72	37×74	40×75	40×75
U-Shaped Table Size (in)	24×26	24×26	24×29	24×29	24×29
Face-to-Face Table (in)	26×38	26×38	29×38	30×38	30×38
Mattress Size (in)	60×80	60×80	60×80	60×80	60×80
Fresh Water Tank (US gal)	33	33	33	40	40
Waste Tank (US gal)	12	13	13	18	18
Grey Tank (US gal)	24	24	24	40	40
Hot Water Tank	6	6	6	6	6
Propane (lb)	40	40	40	40	40
Approx Dry Weight (lb)	3050	3050	3100	3510	3510
Truck Box Length	Short	Short	Long	Long	Long
Bath	Dry	Wet	Wet	Dry	Wet
Center of Gravity	39.5"	39.5"	42.5"	48"	48"

Cushions



Brown and Light Grey  
Chocolate Sandstone  
Solid Black  
Arctic Blue Steel Grey

Cabinets




Greystokes Wood  
Sapele Wood

Counter



Black Stone



Black and Light Grey  
Black and Steel Grey  
Slate Grey  
Arctic Blue

Limited Edition: Options

	8-11EXLE Dry Bath	8-11EXLE Wet Bath	9-6LE Wet Bath	10-2EXLE Dry Bath	10-2EXLE Wet Bath
600AH Lithium Power System	-	OPT	OPT	OPT	OPT
2 - 100AH Lithium Batteries	OPT	OPT	OPT	OPT	OPT
Truma Combi	-	OPT	OPT	OPT	OPT
Air Conditioner Soft Start	OPT	OPT	OPT	OPT	OPT
Greystokes Wood Interior	OPT	OPT	OPT	OPT	OPT
Happijac - Dually Brackets	OPT	OPT	OPT	OPT	OPT
U-Shaped Dinette	OPT	OPT	OPT	OPT	OPT
Built-in Onan 2500i Generator	OPT	OPT	-	OPT	OPT
Sliding Glass Thermal Windows	OPT	OPT	OPT	OPT	OPT
8 cu ft 12V Fridge	OPT	OPT	OPT	OPT	OPT

Northern Lite reserves the right to change the specifications and features of our campers without notice.



Premium Leatherette Seating

Personal Care. Quality Workmanship.



Greystokes Wood Interior



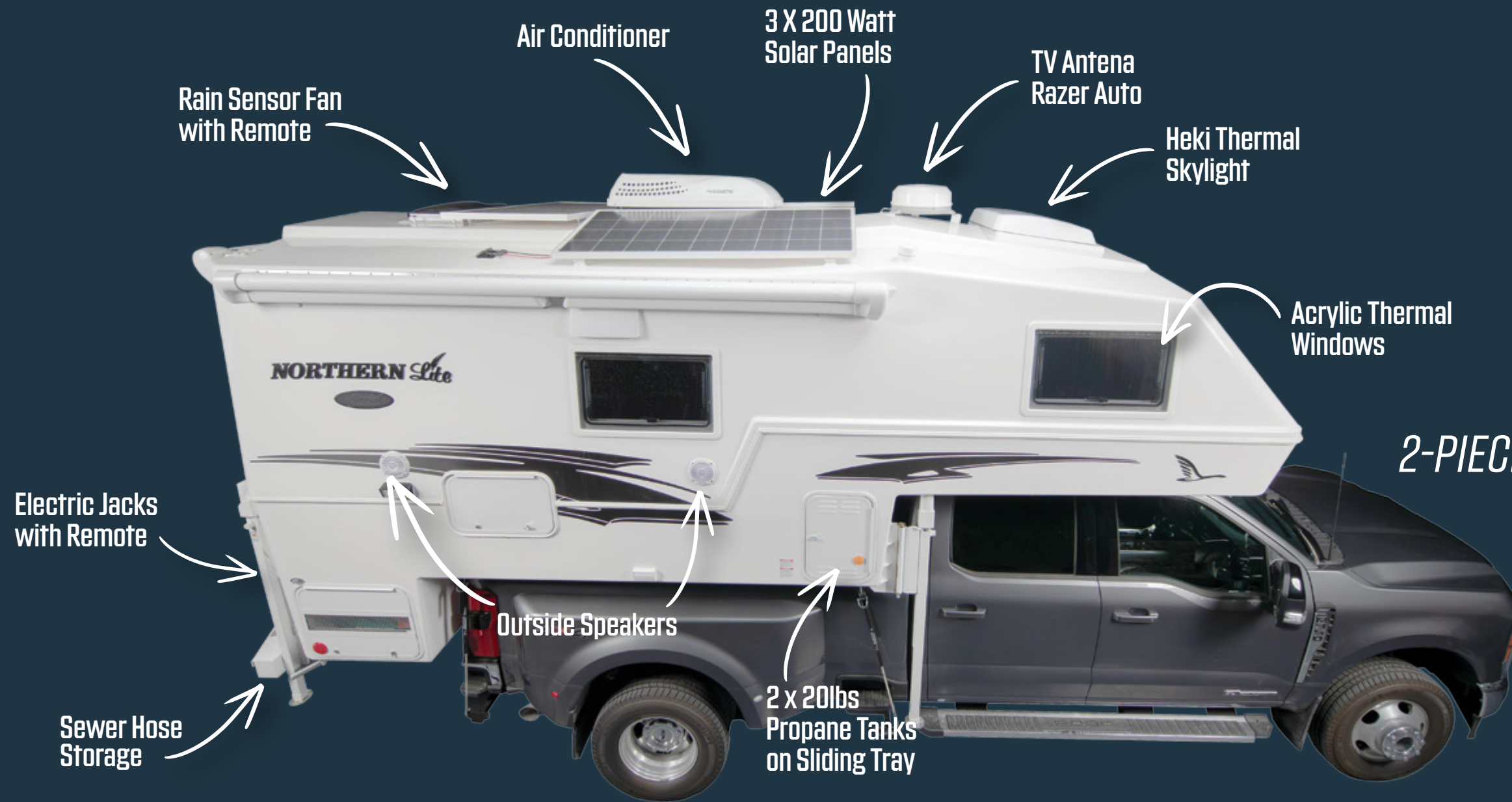
Removable 3rd Step!



New 10-2EX Dry Bath!

“Every Northern Lite is built with comfort in mind. Our interiors feature durable hardwood cabinetry, plush seating area cushions, ample headroom throughout, top end appliances, and a full-sized queen bed in the above cab sleeping area.”





**6-YEAR  
STRUCTURAL  
WARRANTY**

**R7 INSULATING VALUE  
TESTED TO -20°C  
WITH WATER ONBOARD**

**LITE WEIGHT  
2-PIECE FIBERGLASS  
DESIGN**



**10-2 LIMITED EDITION  
LONG BOX TRUCK CAMPER**



# Top 10 Reasons to Buy a Northern Lite Slide-In Truck Camper



*"Our mission is to design and build the lightest, most durable and aerodynamic, true 4 season truck campers equipped with standard features that are both practical and useful."*

*-Keith Donkin, President*

1

## 2-Piece Fiberglass Construction

Our two-piece Fiberglass Clam Shell truck camper design is built like a boat with only one seam, ensuring a leak proof camper no matter what Mother Nature throws at you.

2

## 25% Lighter

Northern Lite fiberglass truck campers are built with chopped fiberglass and matting so no additional wood or aluminum framing is required. This process makes our slide-in campers 25% lighter than conventional truck campers and results in the campers not being top heavy like most other conventionally built truck campers.

3

## 6-Year Structural Warranty

All Northern Lite Slide-In truck campers come with our industry leading six year structural warranty. As well, we build the only 5-Star rated Slide-in truck camper in all of North America!

4

## Crafted Cabinetry

All Northern Lite truck campers are built with solid plywood cabinets and hardwood doors. No press board or photo finish panels are used. Nine-ply Russian Birch is used in all drawers with full extension roller bearing drawer glides.

5

## 4-Season Insulation

All models are insulated using block foam insulation on the floor, walls, and ceilings with double insulation under the cab over bed. Our 4-season truck campers will keep you toasty warm on a ski trip in a frigid Canadian winter and cool in the summer while boondocking in the middle of Arizona!

6

## Actual Weight

Unlike our competition, our campers actually weigh what we say they weigh not what we wished they weighed.

7

## Under Mounted Jacks

All jack brackets are under mounted (both front and rear) so the entire camper is lifted instead of putting all the stress on the front and back walls. The brackets are made of aluminum so they won't rust.

8

## Molded Design

Northern Lite truck campers molded design improves aerodynamics, which results in better fuel mileage and handling. As well, the molded design creates roof corners and edges that won't leak like our competitors.

9

## Easy to Maintain

High end gel coat finish along with only one seam makes it a very easy truck camper to maintain. With a little bit of annual maintenance your Northern Lite will continue to look like new for many years.

10

## Top of the Line Standard Features

All full size models come standard with 3 X 200 watt panels. All three series come with 30-amp digital solar regulator, LED lighting inside and out, electric jacks, aluminum bumper steps, thermal pane windows and skylights.



Shown: 10-2EX Dry Bath LE with u-shaped dinette





# ***Sportsman Plus Series***

The lightest true 4-season truck camper series on the market, the Northern Lite Sportsman Plus Edition has all of the features that you will need to take on your next adventure in total comfort. No matter where you are or what Mother Nature throws at you.

Built using our standard 2-piece fiberglass construction, Sportsman Plus Edition truck campers come in three models: the 8-11EXSP+ Wet Bath, 8-11EXSP+ Dry Bath, and the 9-6SP+ Wet Bath.

- Full sized queen bed
- 3-burner stove with oven
- 600 watts of solar panels
- Patio bumper
- Heated and insulated tanks
- Remote controlled electric jacks
- 20,000 BTU auto light furnace
- 6.3 cu ft 2-way fridge
- Acrylic windows
- Removable 3rd step



Sportsman Plus: Features

	8-11EXSP+ Dry Bath	8-11EXSP+ Wet Bath	9-6SP+ Wet Bath
3 X 200 Watt Solar Panel	STD	STD	STD
20,000 BTU auto light furnace	STD	STD	STD
1-12v/USB Charging Station	STD	STD	STD
60"x80" High End Queen Mattress	STD	STD	STD
6-Year Structural Warranty	STD	STD	STD
Basement Storage Tray	STD	STD	STD
Deep Stainless Steel Sink	STD	STD	STD
Heki Thermal Skylight	STD	STD	STD
Cab Thru Window	STD	STD	STD
Electric Jacks - with remote	STD	STD	STD
Four Season Package	STD	STD	STD
Heated Basement	STD	STD	STD
No Leak Clam Shell Design	STD	STD	STD
Portable Generator Storage Box	STD	STD	STD
Sliding Propane Tray	STD	STD	STD
Rear Patio Bumper	STD	STD	STD
LED Reading Light Package	STD	STD	STD
Face-to-Face Dinette	STD	STD	STD
3-Speed Fan	STD	STD	STD
Outside 110 Volt Plug	STD	STD	STD
3-Burner Stove Top with Oven	STD	STD	STD
6.3 cu ft 2-Way Fridge	STD	STD	STD
Hot Water - gas/electric	STD	STD	STD
45 AMP Power Converter	STD	STD	STD
Removable 3rd Step	STD	STD	STD
Acrylic Windows	STD	STD	STD
Cable Ready	STD	STD	STD

Sportsman Plus: Options

	8-11EXSP+ Dry Bath	8-11EXSP+ Wet Bath	9-6SP+ Wet Bath
600AH Lithium Power System	-	OPT	OPT
2 - 100AH Lithium Batteries	OPT	OPT	OPT
Truma Combi	-	OPT	OPT
Smart TV	OPT	OPT	OPT
Air Conditioner	OPT	OPT	OPT
Air Conditioner Soft Start	OPT	OPT	OPT
Power Side Awning 10' 5"	OPT	OPT	OPT
Power Rear Awning 7'	OPT	OPT	OPT
Carpet – Removable	OPT	OPT	OPT
Microwave	OPT	OPT	OPT
Second Cabover Wardrobe	OPT	OPT	OPT
Wireless Backup Camera	OPT	OPT	OPT
Glass Windows	OPT	OPT	OPT
Stereo	OPT	OPT	OPT
TV Antenna Razar Auto	OPT	OPT	OPT
Happijac - Dually Brackets	OPT	OPT	OPT
Generator - Onan 2500i	OPT	OPT	N/A
Greystokes Interior Wood	OPT	OPT	OPT
9" Wider U-Shaped Dinette	OPT	OPT	OPT
U-Shaped Dinette	OPT	OPT	OPT
Premium Cushions	OPT	OPT	OPT
8 cu ft 12V Fridge	OPT	OPT	OPT

Northern Lite reserves the right to change the specifications and features of our campers without notice.



Easily haul your bikes!



Small footprint to camp just about anywhere



Extra Large U-Shaped Dinette



The Lightest Full Size 4-Season Truck Campers on the Market



Bathroom with Sink, Toilet, and Shower



Brown and Light Grey Leatherette Seating

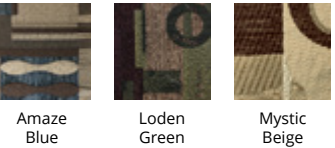


Optional Additional Bedroom Storage


Sportsman Plus: Specifications

	8-11EXSP+ Dry Bath	8-11EXSP+ Wet Bath	9-6SP+ Wet Bath
Overall Width (in)	98	98	98
Overall Length (in)	195	195	198
Overall Floor Length (in)	108	108	110
Overall Height (in)	94	94	94
Interior Headroom (ft-in)	6'4"	6'4"	6'4"
Dinette Bed (in)	46x67	46x72	46x74
Face-to-Face Table Size (in)	26x38	26x38	29x38
Mattress Size (in)	60x80	60x80	60x80
Fresh Water Tank (US gal)	33	33	33
Waste Tank (US gal)	12	13	13
Grey Tank (US gal)	24	24	24
Hot Water Tank	6	6	6
Propane (lb)	40	40	40
Approx Dry Weight (lb)	2710	2710	2730
Truck Box Length	Short	Short	Long
Bath	Dry	Wet	Wet

Standard Cushions



Premium Cushions



Cabinets



Counter



**Five Star Rating**

☆☆☆☆☆

Northern Lite holds the distinction of producing North America's only camper to achieve a Five Star Rating for over 15 years running in the RV Rating Book as listed by the RV Consumer Group.





# 610 Half-Ton Truck Camper

The redesigned Northern Lite 610 reflects everything that you have come to expect from a Northern Lite truck camper: quality construction, all the comforts of home, and of course our two-piece fiberglass shell designed to keep you warm and dry no matter the conditions outside.

The new Northern Lite 610 is designed to fit domestic half-ton trucks such as the Ford F-150, GM 1500, RAM 1500, and Chevy 1500.

- |                                       |     |
|---------------------------------------|-----|
| 2 Burner LPG Cooktop                  | STD |
| Sink with Folding Faucet              | STD |
| Furrion 12-volt Range Hood and Fan    | STD |
| 12-volt Compressor Refrigerator       | STD |
| Dometic S4 Delux Windows              | STD |
| 2 X USB Charging Station              | STD |
| Truma Combi Heat/Water system         | STD |
| Thetford Cassette Toilet              | STD |
| 2 X 200 Watt Solar Panels             | STD |
| Happijac 4220 jacks                   | STD |
| Interior Lithium Battery Compartment  | STD |
| Heated Basement                       | STD |
| Ratchet Tiedown System                | STD |
| Progressive Dynamics 30-amp Converter | STD |
| 12-volt Demand Water Pump             | STD |
| Fresh and Grey Water Tanks            | STD |
| Exterior Shower                       | STD |
| Screen Door                           | STD |
| 3-Speed Fan                           | STD |
| Bedspring                             | STD |
| 10,500 BTU Air Conditioner            | OPT |
| AC Soft Start                         | OPT |
| Microwave                             | OPT |
| Rear Camera                           | OPT |
| 100 AH Lithium Battery                | OPT |
| 2 X 100 AH Lithium Battery            | OPT |
| Fan w/ Rain Sensor and Remote         | OPT |
| Electric Jacks                        | OPT |
| Midi Heki Skylight                    | OPT |
| 4-Step Stairs                         | OPT |
| 5-Step Stairs                         | OPT |

Overall Length	136"
Exterior Base Length	78"
Overall Width (Excluding Jacks)	85"
Overall Height (Body)	89.3"
Bunk Sleeping Area	54"W X 80"L X 39"H
Dinette Sleeping Area	44"x52"
Interior Height	76"
Fresh Water Tank	15 US Gal
Grey Water Tank	15 US Gal
Propane Gas	1X20 Lbs Tank
Weight	Approx. 1,490 Lbs



Disclaimer: All specifications and features listed are subject to change.



# NEW OPTIONS FOR 2026

## TRUMA COMBI FURNACE/HOT WATER SYSTEM

The Combi saves space and weight and has integrated a 2.64 gal. (10L) water tank. The water tank is integrated into the heater so that the water can be heated even in cold weather. In warmer weather, you can get hot water for your shower and everyday needs independent of the furnace. The ducted furnace delivers heat throughout the camper for a pleasant indoor climate. Warm air flows from outlets strategically placed throughout the camper. The Truma Combi heater is almost silent and extremely economical to run.

In addition to the two-in-one functionality, the Truma Combi also has integrated electric heating elements. The heater offers modes for every camping lifestyle: gas mode for self-sufficient "off-the-grid" camping, electric mode for full hook-up at the campsite, and mixed mode for efficient heating in extremely low temperatures.



- ***THE ORIGINAL 2-IN-1 FURNACE AND WATER HEATER***
- ***PROPANE AND ELECTRIC ENERGY SOURCES***
- ***INTEGRATED ELECTRIC HEATING ELEMENT***

## 600 AH LITHIUM POWER SYSTEM


### PACKAGE INCLUDES:

- ***TRUMA COMBI FURNACE/HOT WATER SYSTEM***
- ***3000 WATT INVERTER/CHARGER***
- ***660 WATT SOLAR***
- ***DC TO DC CHARGER***
- ***2 - 300AH LITHIUM BATTERIES***
- ***40 AMP MPPT CONTROLLER***





# What Goes into Building Every Northern Lite?



## Two-Piece Fiberglass Construction

Northern Lite Truck Campers are built using fiberglass molds in a process similar to building a fiberglass boat. After a layer of Gelcoat is applied to the interior of the mold, a mixture of “chopped” fiberglass strands and a plastic resin is sprayed on top of the Gelcoat to form a very rigid, strong and light weight molded shell.

Once both the top and bottom are pulled out of the molds, the top shell is placed over the bottom shell which has a plywood lip along its top.

The top is screwed onto the bottom shell through this plywood lip. Using a metal molding, a vinyl insert is then used to cover up stainless steel screws.



## Built with Pride and Craftsmanship

The truck camper then proceeds to the assembly line where openings for doors, windows and exterior compartments are cut out and assembly begins.

As the truck camper moves down the assembly line, cupboards, cabinets and appliances are installed and the exterior is completed.

All cabinetry is built using hardwood, no photo finish, in our onsite wood working shop, ensuring the highest quality fit and finish.



## Inspected and Tested

At the Final Inspection station, final finishing is completed and quality and systems checks are carried out.

Air pressure testing is the final test before the truck camper leaves assembly line.

Before it leaves the Northern Lite Factory, each truck camper is individually weighed and the actual weight is noted inside the truck camper.

The finished truck camper is now ready to ship to one of our over 45 Authorized Dealers throughout North America.



*...Over 35 Years of Experience and a Team of Craftsmen*



# *4-Season Truck Campers Built for Adventure.*



**NORTHERN** *Lite*

322 Totom Ave.  
Kelowna, BC V1X 5W6  
Toll Free: 1-800-887-5342  
[www.northern-lite.com](http://www.northern-lite.com)