

2025 OVERLAND SERIES SINGLE AXLE

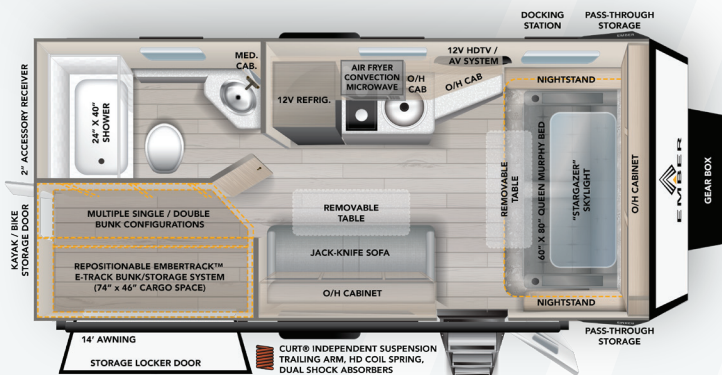


2025 OVERLAND SERIES TANDEM AXLE

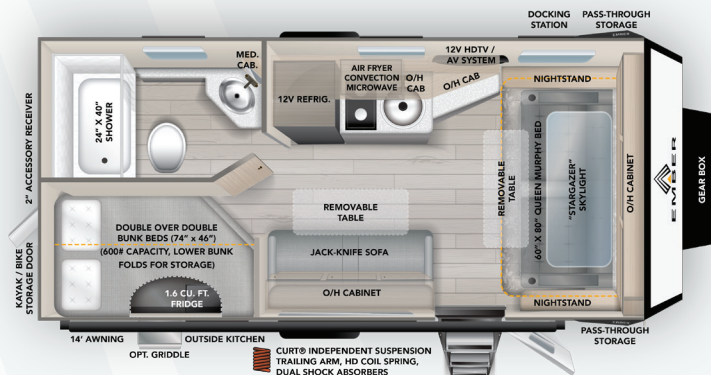




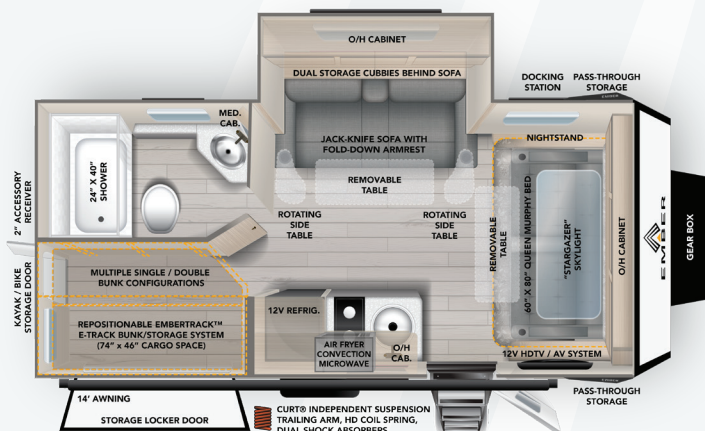
2025 OVERLAND SERIES



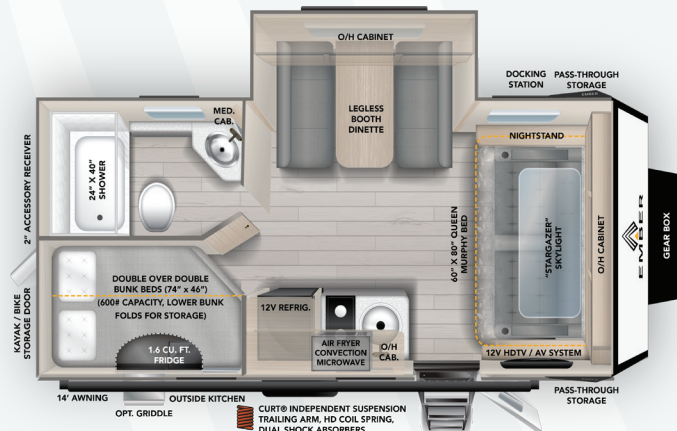
190MSL	LENGTH	HEIGHT	DRY WEIGHT	HITCH WEIGHT
	22'6"	10'9"	4,580 LBS	565 LBS



190MDB	LENGTH	HEIGHT	DRY WEIGHT	HITCH WEIGHT
	22'6"	10'9"	4,545 LBS	540 LBS



191MSL	LENGTH	HEIGHT	DRY WEIGHT	HITCH WEIGHT
	22'6"	10'9"	4,885 LBS	620 LBS



191MDB	LENGTH	HEIGHT	DRY WEIGHT	HITCH WEIGHT
	22'6"	10'9"	4,860 LBS	605 LBS

OUR POPULAR MAX SOLAR PACKAGE UPGRADE FOR OFF-GRID OVERLAND ADVENTURES!

3000W Victron® Inverter (in place of 2000W) with Cerbo GX Communication Center, 270Ah 12V Battle Born® Gamechanger Lithium-ion (LiFePO4) Battery, Additional Roof-mounted 200W Solar Panels (1,200W total), Upgraded Victron® Bluetooth® MPPT Controllers, Cold-Weather Battery Disconnect, and REDARC® DC to DC Trailer Battery Charger



Please Note: Information on this flyer is the latest available at the time of publication approval. Ember Recreational Vehicles reserves the right to make changes and to discontinue models without notice or obligation. RVs built for sale in Canada may differ to conform to Canadian codes. EMBER is a registered trademark of Ember Recreational Vehicles, Inc. ©2024 EMBER RECREATIONAL VEHICLES, INC. REV251215

EXPLORE MORE AT EmberRV.com



2025 OVERLAND SERIES



ALL OVERLAND SERIES FLOOR PLANS HAVE BEEN **COLD WEATHER CERTIFIED** AT TRUMA'S **GOLD STANDARD** AFTER PASSING EXTENSIVE COLD CHAMBER TESTING

STANDARDS

Construction

- CURT® Trailing-Arm Independent Suspension with Heavy-Duty Coil Springs with Dual Shock Absorbers (each wheel)
- Trailblazer™ Heavy-Duty Off-road Chassis
- VersaCoupler® Height-Adjustable Bolt-On Hitching System with LED Hitch Light
- 5-Sided Aluminum Frame Construction
- Gel-coated Fiberglass Exterior
- Laminated Azdel Onboard® Composite Side, Rear, Front, and Slide Room End Walls (inner and outer substrates)
- Laminated Azdel Onboard® Composite Rooftop (inner and outer substrates)
- Structural Composite Flooring
- Steel Fenders/Wheel Wells
- Aluminum Bed, Bunk, and/or Dinette Construction (where applicable)

Exterior

- Dual-Pane Acrylic Caravan Windows with Integrated Thermal Shades/Screens
- Nitro-filled 16" Goodyear Wrangler Off-Road Tires - Load Range E (LT235/85R16E, including spare)
- Custom Aluminum Rims (including spare)
- Gear Box: Tongue-Mounted, Formed Aluminum, LP and Lockable Storage
- XL Fresh Water Tank (55 gallons)
- Fully Adjustable Triple Solid Step™
- 30" Friction Hinge Entrance Door with Thinshade™ Window Shade and Screen Shot™ Screen Door
- Electric Awning with Dimmable LED Light
- Front Electric Jack
- Dual Go Power!® 200W Rooftop Solar Panels (400W total)
- Victron® MPPT Solar Controller
- Side and Rooftop Solar Ports
- Tire Pressure Monitoring System (TPMS)
- Pre-wired For Rear/Side Cameras
- Lockable Parking Brake
- High-Visibility LED Exterior Lighting
- Back-Up Light
- Keyed-Alike™ Locking System
- Starlink cable prep

- Universal Docking Station with Outside Shower and Water Heater Bypass
- Black Tank Flush
- 360 Siphon® Cap on Black Tank
- Enclosed Radiant Barrier Underbelly
- 12V Tank Heaters
- Self-Adjusting Electric Brakes
- Dual 20# LP Tanks (40# total capacity)
- LP Quick Connect
- 30 Amp Service / 55 Amp Converter
- Detachable Shore Power Cord
- Frame-Integrated Rear 2" Accessory Receiver (300# capacity)
- Front and Rear Quick Drop™ Stabilizers
- Repositionable/Telescoping Roof Ladder + Rear-Mounted Bracket
- Winegard Air 360+ Omnidirectional Antenna (Wi-Fi/LTE Prep)

Interior

- "Stargazer" Dual Pane Acrylic Skylight with Integrated Thermal Shades/Screens
- 60" x 80" Residential-Sized Queen Bed with Bedside USB + 120V Power and LED Lighting
- EmberLink™ Smart RV Control System
- 12V LED HDTV with Built-In Bluetooth AV System
- 2000W Pure Sine Wave Inverter
- 12V Refrigerator
- Convection Microwave/Air Fryer
- Hardwood Framed Cabinet Doors with Self Close Hidden Hinges
- Hardwood Framed Drawer Fronts with Soft Close Drawers
- Congoleum® DiamondFlor® "Carpetless" Interior
- Dimmable Interior/Exterior LED Lighting
- 3-Speed 12V Powered Ceiling Vent
- Seamless Countertops
- Stainless Steel Kitchen Sink with Pull-out Sprayer and Sink Cover
- Dual-burner Cooktop
- Showermiser™ Fresh Water Saver
- Porcelain Foot Flush Toilet
- Medicine Cabinet with LED Backlight
- Bathroom Skylight and 12V Fan
- Smoke/CO/LP Detectors
- Fire Extinguisher



NEW! 18K BTU FURRIION CHILL CUBE VARIABLE SPEED COMPRESSOR AIR CONDITIONER WITH REMOTE

OPTIONS

- (MANDATORY) Furrion Chill Cube: Energy Efficient 18,000 BTU Air Conditioner
- (MANDATORY) Truma Combi Comfort Plus: High Efficiency LP Water Heater/Furnace Combo (GOLD STANDARD certified!)
- Outside Griddle (connects to LP Quick Connect: 190MBD, 191MDB)
- Wireless Side/Rear Observation Camera System with Monitor
- **MAX SOLAR PACKAGE:** 3000W Victron® Inverter (in place of 2000W) with Cerbo GX Communication Center, 270Ah 12V Battle Born® Gamechanger LiFePO4 Battery, Four Additional Roof-mounted 200W Solar Panels (1,200W total), Victron® Bluetooth® MPPT Controllers, Cold-Weather Battery Disconnect, and REDARC® DC to DC Trailer Battery Charger
- Additional 270Ah 12V Battle Born® Gamechanger Lithium-ion (LiFePO4) Battery



NOTES

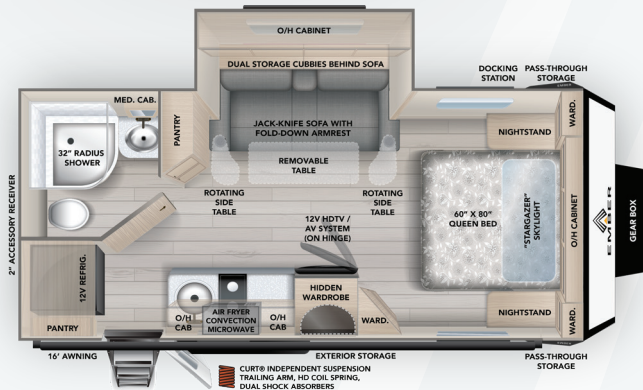


EmberRV.com

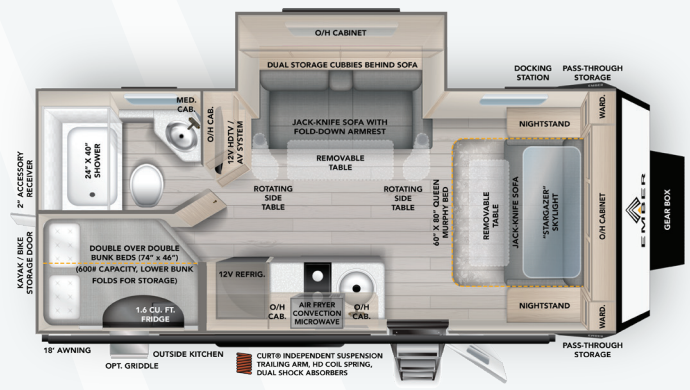




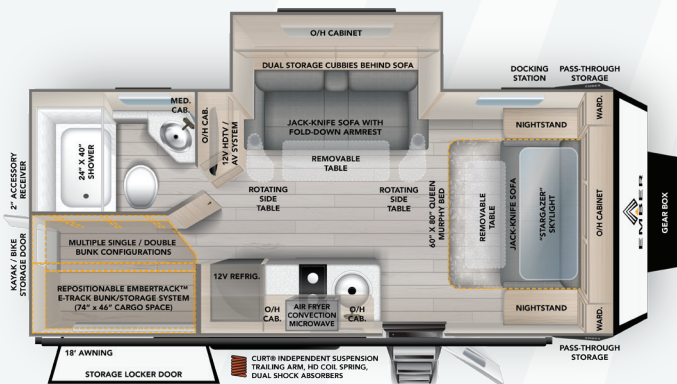
2025 OVERLAND SERIES TANDEM



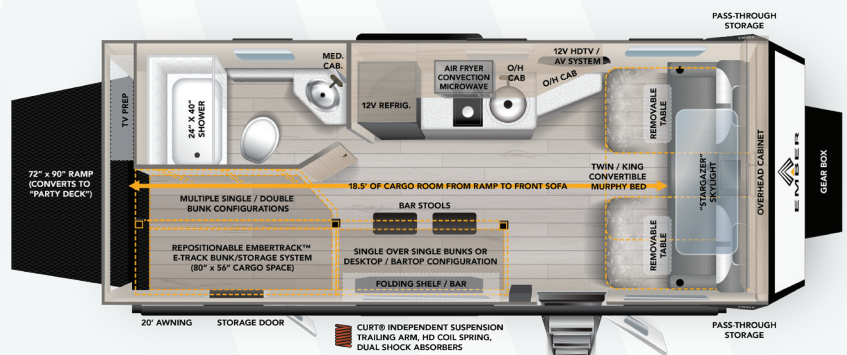
201FBQ	LENGTH	HEIGHT	DRY WEIGHT	HITCH WEIGHT
	24'1"	10'9"	5,460 LBS	585 LBS



221MDB	LENGTH	HEIGHT	DRY WEIGHT	HITCH WEIGHT
	26'1"	10'9"	5,830 LBS	695 LBS



221MSL	LENGTH	HEIGHT	DRY WEIGHT	HITCH WEIGHT
	26'1"	10'9"	5,850 LBS	715 LBS



240TKR	LENGTH	HEIGHT	DRY WEIGHT	HITCH WEIGHT
	28'3"	10'11"	6,765 LBS	945 LBS

OUR POPULAR MAX SOLAR PACKAGE UPGRADE FOR OFF-GRID OVERLAND ADVENTURES!

3000W Victron® Inverter (in place of 2000W) with Cerbo GX Communication Center, 270Ah 12V Battle Born® Gamechanger Lithium-ion (LiFePO4) Battery, Additional Roof-mounted 200W Solar Panels (1,200W total), Upgraded Victron® Bluetooth® MPPT Controllers, Cold-Weather Battery Disconnect, and REDARC® DC to DC Trailer Battery Charger



Please Note: Information on this flyer is the latest available at the time of publication approval. Ember Recreational Vehicles reserves the right to make changes and to discontinue models without notice or obligation. RVs built for sale in Canada may differ to conform to Canadian codes. EMBER is a registered trademark of Ember Recreational Vehicles, Inc. ©2024 EMBER RECREATIONAL VEHICLES, INC. REV251215

EXPLORE MORE AT EmberRV.com



2025 OVERLAND SERIES TANDEM



ALL OVERLAND SERIES FLOOR PLANS HAVE BEEN **COLD WEATHER CERTIFIED** AT TRUMA'S **GOLD STANDARD** AFTER PASSING EXTENSIVE COLD CHAMBER TESTING

STANDARDS

Construction

- Tandem CURT® Trailing-Arm Independent Suspension with Heavy-Duty Coil Springs with Dual Shock Absorbers (each wheel)
- Trailblazer™ Heavy-Duty Off-road Chassis
- VersaCoupler® Height-Adjustable Bolt-On Hitching System with LED Hitch Light
- 5-Sided Aluminum Frame Construction
- Gel-coated Fiberglass Exterior
- Laminated Azdel Onboard® Composite Side, Rear, Front, and Slide Room End Walls (inner and outer substrates)
- Laminated Azdel Onboard® Composite Rooftop (inner and outer substrates)
- Structural Composite Flooring
- Steel Fenders/Wheel Wells
- Aluminum Bed, Bunk, and/or Dinette Construction (where applicable)

Exterior

- Dual-Pane Acrylic Caravan Windows with Integrated Thermal Shades/Screens
- Nitro-filled 16" Goodyear Wrangler Off-Road Tires - Load Range E (LT235/85R16E, including spare)
- Custom Aluminum Rims (including spare)
- Gear Box: Tongue-Mounted, Formed Aluminum, LP and Lockable Storage
- XL Fresh Water Tank
- Fully Adjustable Triple Solid Step™
- 30" Friction Hinge Entrance Door with Thinshade™ Window Shade and Screen Shot™ Screen Door
- Electric Awning with Dimmable LED Light
- Front Electric Jack
- Dual Go Power!® 200W Rooftop Solar Panels (400W total)
- Victron® MPPT Solar Controller
- Side and Rooftop Solar Ports
- Tire Pressure Monitoring System (TPMS)
- Pre-wired For Rear/Side Cameras
- Lockable Parking Brake
- High-Visibility LED Exterior Lighting
- Back-Up Light
- Keyed-Alike™ Locking System
- Starlink cable prep

- Universal Docking Station with Outside Shower and Water Heater Bypass
- Black Tank Flush
- 360 Siphon® Cap on Black Tank
- Enclosed Radiant Barrier Underbelly
- 12V Tank Heaters
- Self-Adjusting Electric Brakes
- Dual 20# LP Tanks (40# total capacity)
- LP Quick Connect
- 30 Amp Service / 55 Amp Converter
- Detachable Shore Power Cord
- Frame-Integrated Rear 2" Accessory Receiver (300# capacity)
- Front and Rear Quick Drop™ Stabilizers
- Repositionable/Telescoping Roof Ladder + Rear-Mounted Bracket
- Winegard Air 360+ Omnidirectional Antenna (Wi-Fi/LTE Prep)

Interior

- "Stargazer" Dual Pane Acrylic Skylight with Integrated Thermal Shades/Screens
- 60" x 80" Residential-Sized Queen Bed with Bedside USB + 120V Power and LED Lighting (N/A 240TKR)
- EmberLink™ Smart RV Control System
- 12V LED HDTV with Built-In Bluetooth AV System
- 2000W Pure Sine Wave Inverter
- 12V Refrigerator
- Convection Microwave/Air Fryer
- Hardwood Framed Cabinet Doors with Self Close Hidden Hinges
- Hardwood Framed Drawer Fronts with Soft Close Drawers
- Congoleum® DiamondFlor® "Carpetless" Interior
- Dimmable Interior/Exterior LED Lighting
- 3-Speed 12V Powered Ceiling Vent
- Seamless Countertops
- Stainless Steel Kitchen Sink with Pull-out Sprayer and Sink Cover
- Dual-burner Cooktop
- Showermiser™ Fresh Water Saver
- Porcelain Foot Flush Toilet
- Medicine Cabinet with LED Backlight
- Bathroom Skylight and 12V Fan
- Smoke/CO/LP Detectors
- Fire Extinguisher



NEW! 18K BTU FURRIION CHILL CUBE VARIABLE SPEED COMPRESSOR AIR CONDITIONER WITH REMOTE

OPTIONS

- (MANDATORY) Furrion Chill Cube: Energy Efficient 18,000 BTU Air Conditioner
- (MANDATORY) Truma Combi Comfort Plus: High Efficiency LP Water Heater/Furnace Combo (GOLD STANDARD certified!)
- Outside Griddle (connects to LP Quick Connect, 221MDB Only)
- Wireless Side/Rear Observation Camera System with Monitor
- **MAX SOLAR PACKAGE:** 3000W Victron® Inverter (in place of 2000W) with Cerbo GX Communication Center, 270Ah 12V Battle Born® Gamechanger LiFePO4 Battery, Four Additional Roof-mounted 200W Solar Panels (1,200W total), Victron® Bluetooth® MPPT Controllers, Cold-Weather Battery Disconnect, and REDARC® DC to DC Trailer Battery Charger
- Additional 270Ah 12V Battle Born® Gamechanger Lithium-ion (LiFePO4) Battery



NOTES



EmberRV.com

