



**AIRSTREAM®** Basecamp Xe

2025 TRAVEL TRAILERS





SHYANNE ORVIS - Fly Fishing Angler

# As Close to the Adventure as You Can Get

Basecamp Xe is the newest addition to Airstream's most adventurous travel trailer lineup and delivers more travel freedom than ever before. Equipped with a massive battery bank, 600W of rooftop solar, and a 3,000W inverter, Basecamp Xe is an **electric-first travel trailer** that's ready for adventures of all sizes.

For **fly fishing angler Shyanne Orvis**, the adventure took her deep into the Louisiana bayou with dreams of catching a bucket list fish. Camping in a Basecamp Xe on the property of her friend and mentor, Meredith McCord, Shy set her sights on the bull redfish that make their way into the bayou's shallow waters in mid-winter to feast on plentiful shrimp. But while catching fish was on both of their minds, the journey – like any Airstream trip – was about more than simply the adventure at hand.

For years, Shy had dreamed of making the trip to southern Louisiana and fishing with Meredith – one of the most experienced anglers in the country, with numerous records to her name. Together, they ventured out into the seemingly endless expanse of marsh reeds, sandwiched by a dome of blue sky above and the winding water pathways they navigated.



## THE ONLY GUARANTEE: IT WILL CHANGE YOUR LIFE

With Meredith manning the boat's tower and gently pushing the boat through the shallow channels, Shy watched the water for the telltale signs: ripples, splashes, fins cutting the surface.

Driven by Meredith's experience and Shy's practiced instincts, the two women navigated the bayou as a team. While Shy's family relaxed in the Basecamp Xe, the anglers were able to indulge their greatest passion and share an epic day fishing together. For Shy, the Basecamp Xe not only got her closer to the action, but also closer to a friend she hadn't seen in years.



# They spotted a redfish

and Shy's eyes narrowed behind the lenses of her sunglasses. Her body tensed first before relaxing as her hands began to work the line. Meredith's quiet wisdom rang in her ears as the hunt began: Shy's left hand pulling out slack on the line, her right snapping backward, the pole flexing, her wrist hitting marks at ten and two, the rhythm loose and practiced after years on the water. Shy sent the rod swinging through the blue sky like a conductor's baton.

The eyes of the shrimplike fly bulged as it sailed through the air, feathers ruffling before it hit the water. **Too short.** More pulling at the line, reeling it back in and casting again.

“

This is fishing by sight,” Meredith explains. “You’re watching for the fish as they move, and you’re really targeting them right off the bow.”

**MEREDITH McCORD**

Fly Fishing Angler





# And then the fly landed

a foot off the bull redfish's broad snout. The fish turned, casting an eye toward what looked exactly like its favorite food. In one gulping motion it bit and Shy hooked it instantly. The fish darted, bending the end of the fly rod into a crescent and sending both women into motion, electrified with excitement for this rare moment between fisher and fish.



“It’s great catching fish,” said Shy of the experience with Meredith out on the bayou. “But to do it with a friend – to come down here and visit her and see this beautiful place – that’s what makes it all worth it.”

Moments later it was over. A few photos, big smiles, and a tender goodbye as Shy released the redfish back into its waters.





## Comfortable, Private, and Close to the Action

After docking the boat, Shy and Meredith made the short drive home. There, Shy met back up with her family at the Basecamp Xe parked just a short walk from the house. With an onboard wet bath, galley with sink and stovetop, and plenty of sleeping space for the whole family, Shy found adventure, comfort, and friendship in equal parts – no guest room required.



# Made for Adventure

Basecamp Xe delivers powerful features that get you closer than ever to the action. A rear door provides easy access. Integrated wet storage doubles as a cooler. And ample storage in overhead lockers and cabinetry (as well as inside the hitch-mounted propane shroud) lets you bring along all the gear your adventure requires.





# Go Farther with Basecamp Xe

Powered by a fully inverted 30A electrical system, Basecamp Xe features a 3,000W inverter, a 10.3kWh lithium Battle Born® battery pack, and 600W of roof-mounted solar panels. Whether you're parked in a traditional campground, at the foot of the mountains, or in a friend's driveway, enjoy all the comforts of home. Even on battery power, Basecamp Xe's powerful electrical system lets you run the optional air conditioner, optional microwave oven, and more while camping off-grid.

**Details:**

- Truma Combi eco plus System
- Showermiser Recirculation System
- Portable Induction Cooktop
- JBL® Audio Sound System
- Coated Stone Guard Protection
- Solar Front Window Protection
- 3-inch Lift Kit with Off-Road Tires





# All the Comforts of Home

Adventures come in all sizes – from epic road trips to weekend getaways. No matter where you're headed, Basecamp Xe is packed with features that make it easier, more accessible, and more fun. The fridge, optional microwave, and induction cooktop enable you to refuel ahead of tomorrow's adventure and are all powered by the off-grid-ready electrical system. The space-saving wet bath features a shower, toilet, and sink (plus a recirculating water heater feature that reduces water waste). And two convertible sleeping spaces make it a family-friendly RV that's ready for whatever adventure you have in mind.



“To have the Basecamp and not have to worry about having all the things that make kids comfortable – it makes me excited to go out and adventure instead of being intimidated about all the gear we're going to have to pack in our car.”


– SHYANNE ORVIS



# Interior Features

Basecamp Xe is rugged and ready, with exterior features that let you focus on the adventure at hand. Open the large rear door and load bikes, snowboards, a kayak, and more. An outdoor shower lets you clean up pets, gear, or yourself before heading inside. And pre-installed wiring makes it easy to hook up portable solar panels and extend the amount of time you can stay powered off the grid.

[Explore More Basecamp Xe Features](#)



**1** Front Dinette

Seats four for meals and converts into a sleeping area



**2** Optional: Microwave

Heat up meals with off-grid convenience at your fingertips




**3** Induction Cooktop

Removable, portable, and perfect for outdoor cooking on a campsite picnic table



**4** Wet Bath

Space saving design with optional composting toilet



**5** Floor Cargo

Drainable wet storage doubles as a cooler for keeping drinks and food cold



**6** Main Lounge Area

Versatile bench seating in the living space converts quickly




# Décor Options




## Granite Ridge

Dark charcoal seating fabric with light tan accents anchors the interior, with a modern dot pattern on the laminate and a distressed concrete pattern in the vinyl flooring.




Seating




Main Laminate



Countertops



Cargo Bars



Flooring







# Décor Options

“ The Basecamp Xe is this place to come back to. We can go out and spend the day on the water, spend time with friends, but also come back and have that solitude and not have to disrupt those around us.” – **SHYANNE ORVIS**



## Sandstone Canyon

Light tan seating fabric is accented with dark charcoal insets, with a modern laminate and distressed concrete pattern in the vinyl flooring.






# The 20Xe Floor Plan

Basecamp Xe is the next generation of Airstream's most adventurous model line. We took one of our most popular models and packed it with the modern functionality and power independence you need for going farther and staying longer than ever before. Run the optional A/C and optional microwave off-grid while enjoying panoramic views, an onboard wet bath, and two convertible sleeping areas.

	Floor Plan Option	Exterior Width	Exterior Length	Sleeps	Hitch Weight (lbs.)	Base Weight (lbs.)	GVWR (lbs.)	Net Carrying Capacity (lbs.)	Fresh Water Tank (gal.)	Gray Water Tank (gal.)	Waste Water Tank (gal.)	Refrigerator (12V Electric)	Ducted Furance (BTU)
	Basecamp 20Xe	7' 9.5"	20' 2	4	506	3,750	4,500	750	23	28	21	4.3 cu. ft.	7,500 / 14,300

## Granite Ridge




### 20Xe

20' 2"  
LENGTH

4,500 LBS.  
GVWR

4  
SLEEPS

## Sandstone Canyon





# Exterior Features

Basecamp Xe is equally at home in traditional campgrounds and beyond the beaten path. Black protective-coated rock guards shield the trailer from road debris. Rugged tires and a 3-inch lift kit come standard and make it easier to navigate terrain. And the hitch-mounted propane shroud features additional exterior storage, plus a 20-pound propane tank for hooking up an outdoor grill (or for use as backup fuel for heating and hot water).

[Explore More Basecamp Xe Features](#)



1 Aluminum Stone Guards

Shield your Basecamp Xe from road debris



2 Additional Storage

Stow outdoor gear and camping tools close at hand



3 Rear Door

Easily load gear in and out of the rear door



4 Keder Rail Accessories

Compatible with optional tent and awning accessories to increase your living space



5 Full-Size Spare Tire

Stored discretely under the trailer



6 600W of Solar

Harvest the abundant power of the sun



# How It's Made

Informed by more than 90 years of quality craftsmanship and expert design, Airstream travel trailers are hand-made in Jackson Center, Ohio. Only the best materials are used – from seamless, waterproof composite flooring, to the cabinetry hardware and finishes, to the rivets and aluminum that form the shell. That's why an Airstream travel trailer can last a lifetime – or more – and be passed down from generation to generation for years of enjoyment.

[Schedule a Factory Tour](#)


[Find Your Local Dealer](#)



1 Seamless composite flooring



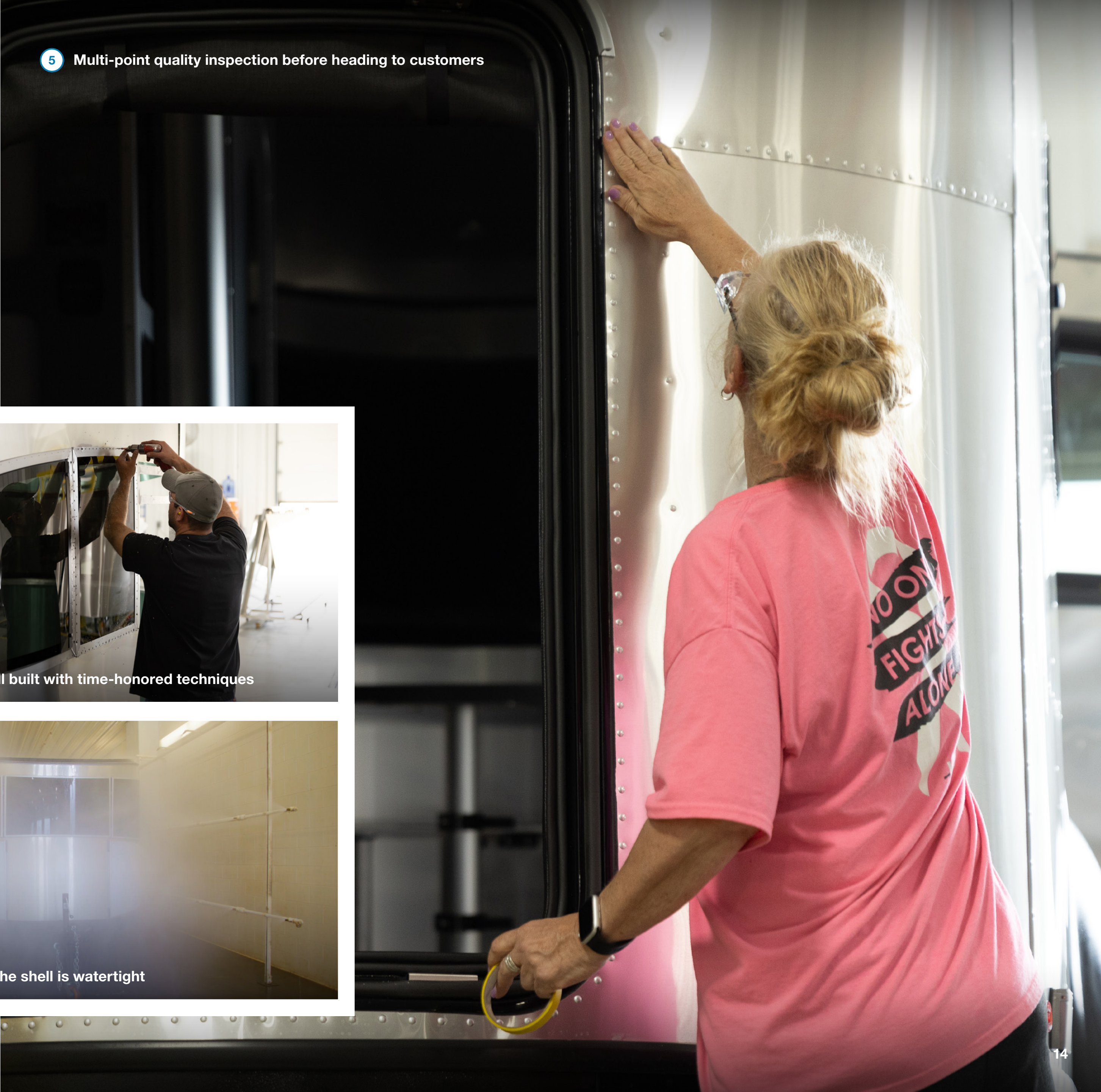
2 Riveted aluminum shell built with time-honored techniques



3 Hand-made furniture and cabinetry



4 Water check ensures the shell is watertight



5 Multi-point quality inspection before heading to customers



# Specifications

Exterior Length	20' 2"
Exterior Width	7' 9.5"
Interior Width	7' 2.5"
Exterior Height with A/C	9' 5"
Exterior Height without A/C	9' 1"
Interior Height with A/C	6' 7"
Hitch Weight with LP & Batteries (lbs.)	506
Unit Base Weight with LP & Batteries (lbs.)	3,750
Maximum Trailer Capacity GVWR (lbs.)	4,500
Net Carrying Capacity (lbs.)	750
Fresh Water Tank (gal.)	23
Gray Water Tank (gal.)	28
Waste Water Tank (gal.)	21
Inverter; 12V-100V	3000W
30A Service Single A/C with Heat Strip (BTU)	OPT 11,000
Ducted Truma Combi eco plus Furnace (BTU)	7,500 / 14,300
Solar Charging System with Interior and Remote Monitoring	600W
Internal Heated Lithium Battery Bank	10.3kWh
Refrigerator w/ Freezer (12V Electric)	4.3 cu. ft.
Portable Single Burner Induction Cooktop	1500W
Microwave	OPT
Interior Windows and Skylights	8
Convertible Seating and Bed Dimensions	Seating 26" x 78" Half Bed 41" x 78" Complete Bed 82" x 78"
Convertible Dinette, Lounge and Bed	43" x 78"
Sleeping Capacity	Up to 4

# Exterior Features

Semi-Monocoque Aluminum Superstructure	STD
Fluorocarbon Treated UV Protected Aluminum Exterior	STD
Thermal Barrier Protection Between Interior and Exterior	STD
Seamless Composite Flooring	STD
Hand Crafted Welded Extruded Aluminum Window Frames	STD
Tempered Tinted Windows w/ Rear Venting Windows	STD
LP (1 – 20 lb. Steel Tank) w/ auto single stage regulator	STD
Custom Molded Plastic LP Cover w/ Top Shelf and Side Storage	STD
Multi-Stage Converter with Auto Detect Features	STD
Exterior LP Gas Low Pressure Grill Connection	STD
Durable Black Protective Coated Front Stone Guard Protection	STD
Exterior Shower w/ Hot & Cold Water	STD
Lockable Fresh Water Tank Inlet	STD
City Water Inlet w/ Water Pressure Regulator	STD
Waste Tank Flush Inlet	STD
Hand Painted Chassis	STD
Torsion Axle Suspension	STD
Powered Hitch Jack with Light	STD
2 Heavy Duty Stabilizer Jacks	STD
Stylized Aluminum Wheels	STD
Nev-R-Adjust® Brakes	STD
Full Size Spare Tire	STD
Solar Pre-wire (3 Rooftop & 1 Front Access Points)	STD
Solar Charging System with Interior Monitor and App Connectivity	STD
Heated Lithium Batteries (3) 270Ah	STD
SmartPlug® 30A Shore Power Inlet w/ Cord	STD
SmartPlug® Internet Inlet (Ethernet)	STD
Dedicated Sewer Hose Storage	STD
Custom Aluminum Handcrafted Entry Door with Window	STD
Aluminum Entry Door Handle	STD
Unique Front Door Key w/ Heavy Duty Deadbolt	STD
LED Entrance Light	STD
LED Tank Service Light	STD
Rear Door with Window and White Board	STD
Cast Aluminum LED Tail Lights	STD
License Plate Bracket with LED Light	STD

Enclosed Aluminum Insulated Heated Underbelly	STD
12V Tank Heaters (In Addition to Insulated Heated Underbelly)	STD
Internally Routed A/C Condensation Drain Line to Wheel Well	STD
3" Lift Kit for Added Ground Clearance	STD
Goodyear® Off Road Durotec® LT235/85R16E, Balanced	STD

# Interior Features

Complete Aluminum Interior Walls and Ceiling	STD
Single Direct Discharge A/C with Heat Strip	OPT
Multi-Speed Roof Exhaust Fan	STD
Probeless Tank Monitoring System	STD
Premium Environmental Friendly Insulation	STD
Sliding Screen Entry Door and Zippered Rear Screen	STD
Panoramic Front Windows with Blackout Shades	STD
Handcrafted Marine-Grade Lite-Ply® Laminated Cabinetry	STD
Seamless Vinyl Flooring	STD
LED Interior Lighting	STD
Overhead Storage	STD
Rear Floor Storage Compartment w/ Drain Plug (50lbs Max)	STD
Truma Combi Eco Plus Water Heater and Furnace (2.64 Gallon Tank)	STD
Showermi\$er Water Reclamation System (Only in Shower)	STD
Inverter; 3000W 12V-110V	STD
Touch Screen Power Display (Charge, Solar and Inverter Metrics)	STD
Coat & Key Hooks	STD
Tie Down Hooks	STD
Aluminum L-Track Storage System (Floor & Shower Ceiling)	STD
Airstream Connected Pre-wire	STD

## Galley, Dinette, and Lounge Features

Portable Single Burner 1500W Induction Cooktop	STD
Laminate Galley Top	STD
Stainless Steel Sink w/ Integrated Cover	STD
Nickle Faucet with Retractable Spray Head	STD
2 Movable Laminate Tops with Aluminum Pedestals	STD
2 Additional Short Aluminum Pedestals for Bed Conversion	STD

Dedicated Table Storage	STD
Stain Resistant Cushions	STD
Convertible Lounge, Storage and Sleeping Accommodations	STD
Flatware Organizer	STD
Blackout Curtain(s)	STD
Pop Up 110V USB and Standard Outlets	STD
JBL Audio® Stereo with Bluetooth® Connectivity and 3 Speakers	STD

## Bedroom Features

Cargo LED Light	STD
Under Bed Storage	STD
Blackout Curtain(s)	STD
12V USB-A and USB-C Ports	STD
12V Auxillary Power Outlet	STD
Lockable Storage with USB	STD
Convertible Lounge, Storage & Sleep Accommodations	STD

## Bathroom Features

Removable Hand Held Shower Head with Shut Off	STD
Toilet	STD
Composting Toilet	OPT
Roof Vent/Fan	STD
Towel Bar/Ring	STD
Basecamp Shower Caddy	STD
Retractable Clothes Line in Shower	STD

## Additional Features

Fully Enclosed Tent with Air Tube Technology Parts Dept.	OPT
Airstream Logo Entrance Mat	STD
Fire Extinguisher	STD
Emergency Manual Crank for Powered Hitch Jack	STD
LP, Smoke & Carbon Monoxide Detectors	STD
Built In Winterization Kit	STD
TRA Certified Green: Emerald Status (Highest Rating)	STD
3-Year Airstream Limited Warranty (Transferable)	STD
3-Year 24/7 Coach-Net® Roadside Assistance	STD
1-Year Airstream Club Explorer Membership	STD





# AIRSTREAM®

1001 West Pike  
Street, P.O. Box 629  
Jackson Center, OH  
45334 USA  
937-596-6111

[www.airstream.com](http://www.airstream.com)



Product information, specifications, and photography in this brochure were as accurate as possible at time of printing. Photographs may contain some features that are optional on your vehicle.  
Since we continually strive to improve our products, actual products may differ. Prices and specifications are subject to change without notice. All capacities are approximate and dimensions are nominal. Some features or options may be different or unavailable in other countries.  
Warning – This information is intended as a guide only. Weights of individual vehicles may vary. Consult your owner's manual for complete loading, weighing, and towing instructions. Do not overload the travel trailer.  
AIRSTREAM®, the Airstream travel trailer trade dress, and all related model names, slogans, logos, trade dress, and trademarks are owned or used under license by Airstream, Inc. All other trademarks are owned by their respective owners.

All content and images  
© Airstream 2025