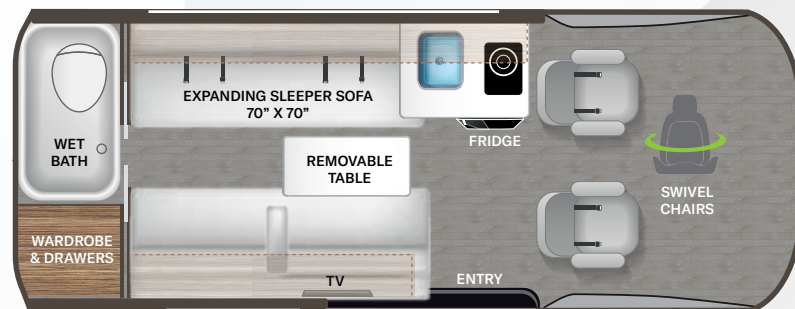


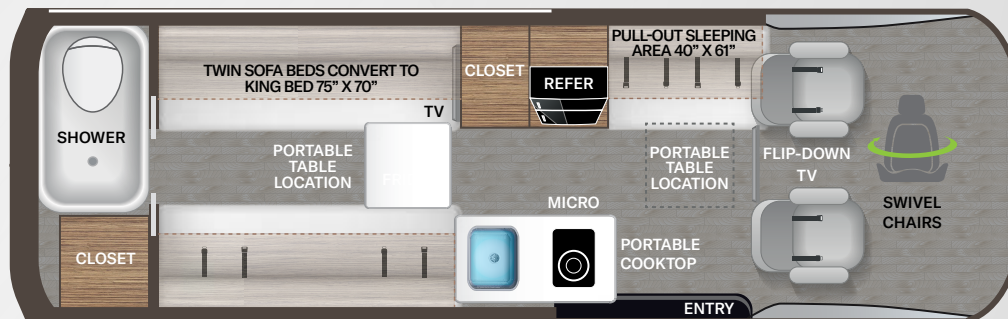
TRANQUILITY



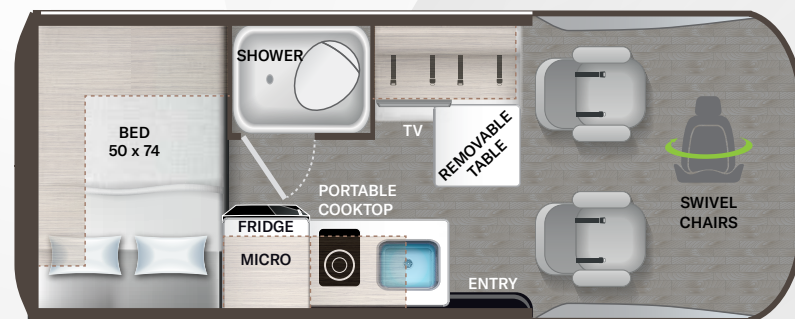
Use your phone's camera to find out more information. Just scan the code!



19A



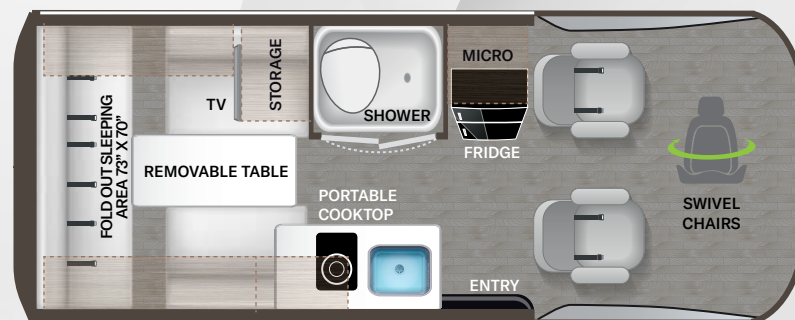
24A



19M



24C




19P



TENORITE GRAY



SILVER GREY



BLUE GRAY





TRANQUILITY



Use your phone’s camera to find out more information. Just scan the code!



P.O. Box 1486, Elkhart, IN 46515
Sales Department: 800.860.5658

CONSTRUCTION & EXTERIOR

- Mercedes-Benz® Sprinter 2500 AWD (19A, 19M & 19P)
- Mercedes-Benz® Sprinter 3500 AWD (24A & 24C)
- Single Piece Composite Floor
- Thule® Lateral Arm Power Patio Awning with Integrated LED Lighting (19A, 19M & 19P)
- Armless Awning with Integrated LED Lights (24A & 24C)
- Sliding Door with Opening Window (19A, 19M & 19P)
- Screen Door for Entryway
- Top Mounted LED Light Bar with Cover
- Side Steps for Cab Doors
- Rear Hitch Step and Pet Tie Down
- 5,000-lb. Trailer Hitch with 7-pin Connector

CONSTRUCTION & EXTERIOR OPTIONS

- Thule® Bike Rack on Rear Door

AUTOMOTIVE & COCKPIT

- Mercedes-Benz® 10.25” Multimedia Dash Radio with Bluetooth®, Navigation & SiriusXM® Ready
- Safety Features: Attention Assist, Traffic Sign Assist, Active Lane Keeping Assist & Blind Spot Assist
- Back-up Monitor
- Deluxe Heated/Remote Exterior Mirrors
- Power Windows & Door Locks
- Keyless Entry System
- Cruise Control
- Tilt & Telescoping Leather Steering Wheel with Audio Buttons to Control Dash Radio
- Driver and Passenger Air Bags
- Map Light

- Sun Visors
- 3-Piece Windshield Privacy Shades
- Drink Holders
- Factory Leather, Swivel, Captain’s Chairs (19A, 19M & 19P)
- Diamond Quilted with Skirt, Swivel, Captain’s Chairs (24A & 24C)
- 2nd Row Heated, Diamond Quilted with Skirt, Swivel, Captain’s Chairs (24C)
- Cockpit Floor Mat
- Driver & Passenger Air Bags
- Black Alloy Wheels
- Dash Applique
- Off-Road Tire and Wheel Package

INTERIOR

- Residential Vinyl Flooring
- Soft Touch Vinyl Ceiling
- Entry Grab Handle
- Welformed Interior Wall Panels
- Euro-Style Upper Cabinet Doors
- LED Lighting
- Cassette Shades
- Large Opening Side Windows
- Passenger Seat Belts in Select Areas

KITCHEN

- 12-volt Single Door Refrigerator
- Single Burner Induction Cooktop
- Microwave Oven
- Solid Surface Kitchen Countertop
- Stainless Steel Single Bowl Sink with Cover & Single Handle Kitchen Faucet
- Fold-Out Exterior Table (19M & 19P)
- Lagun Table System

- Kitchen Ceiling Vent 12-volt Powered (19A, 19M, 19P & 24C)

BEDROOM & BATHROOM

- Twin Beds with Dual Memory Foam Cushions (19A)
- Fold-Up Rear Bed with Cargo Area & Locking Storage Compartment (19M)
- Fold-Out Rear Sleeping Area (19P & 24C)
- Two (2) Twin Sofa Beds Convert to King Size Bed (24A)
- Pull-Out Dinette Bench Sleeping Area (24A)
- Power Bath Vent with Wall Switch
- Shower with Deluxe Curtain
- Cassette Toilet (19A, 19M & 19P)
- Rear Screen Door

ENTERTAINMENT

- Flip Down TV in Front Overhead (24A & 24C)
- 24” Smart TV in the Living Area (19A, 19M, 19P & 24C)
- 24” Smart TV in the Bedroom (24A)
- Electronics Station with HDMI Cable & USB Charging Ports Throughout
- Winegard® Connect™ 2.0 WiFi / 4G / Digital TV Antenna
- Cable TV & HD/DDS Satellite Ready
- StarLink™ Exterior Plug Prep

ELECTRICAL & PLUMBING

- Single, Low-profile Roof Air Conditioner
- 30-amp Shoreline Power Cord
- Automatic Shoreline Transfer Switch
- Re(Li)able™ Power Pack Electrical System- (1) 6,210-watt Lithium Battery, 3,000-watt Pure Sine Inverter/Charger & Auxiliary Charging Alternator
- Rapid Camp+® Multiplex Wiring Control System
- 200-watt Solar Charging System with Solar Charge Controller
- Exterior Solar Panel Connection
- Diesel Furnace and Water Heating System
- Battery Disconnect Switch
- Gravity Water Fill
- Fresh Water Tank Drain
- Holding Tanks with Heat Pads
- 360° Siphon RV Holding Tank Vent Cap
- Exterior Sprayer
- Sewer Hose



For a complete listing of specifications and available features, visit: thormotorcoach.com/tranquility

IMPORTANT–PLEASE READ: This brochure reflects product design, fabrication, material, components and specifications at the date of printing, which date is disclosed below. Please visit us online at ThorMotorCoach.com or consult with your selling dealership for the latest in standards, options, specification and technical information. Photographs in the brochure may depict optional equipment or may only be available in certain floor plans. Components, appliances and the chassis may have been manufactured in a calendar year before the vehicle's designated model year. All capacities are approximate. The actual length of the vehicle may differ from that indicated in the brochure due to variances in the manufacturing processes and/or installed components. All dry weights are based on standard model features and do not include optional features or equipment. Component part and appliance manufacturers issue limited warranties covering portions of the vehicle not covered under the limited warranty we issue. Copyright Thor Motor Coach, Inc. © MY 05/11/2025

SPECIFICATIONS	19A	19M	19P	24A	24C
Chassis	M-B Sprinter 2500	M-B Sprinter 2500	M-B Sprinter 2500	M-B Sprinter 3500	M-B Sprinter 3500
Gross Vehicle (GVWR)	9,050	9,050	9,050	11,030	11,030
Gross Combined (GCWR)	13,930	13,930	13,930	15,250	15,250
Wheel Base	144"	144"	144"	170"	170"
Exterior Length (w/o ladder)	19'-8"	19'-8"	19'-8"	24'-4"	24'-4"
Exterior Height (w/AC)	10'-6"	10'-6"	10'-6"	10'-6"	10'-6"
Exterior Width (w/o mirrors)	92.3"	92.3"	92.3"	92.3"	92.3"
Interior Height (living area)	76"	76"	76"	76"	76"
Awning Size	10'-8"	10'-8"	10'-8"	14'	14'
Fuel (gal)	24.5	24.5	24.5	24.5	24.5
Fresh/Waste/Gray Water (gal)	25 / 4.75 / 26	22 / 4.75 / 20	19 / 4.75 / 20	35 / 26.5 /33	35 / 21 /20
Water Heater (gal)	2.64	2.64	2.64	2.64	2.64
Furnace (BTUs)	13,600	13,600	13,600	13,600	13,600
Sleeping Capacity	2	2	2	3	2
Hitch Rating (lbs.)	5,000	5,000	5,000	5,000	5,000