



Exteriors



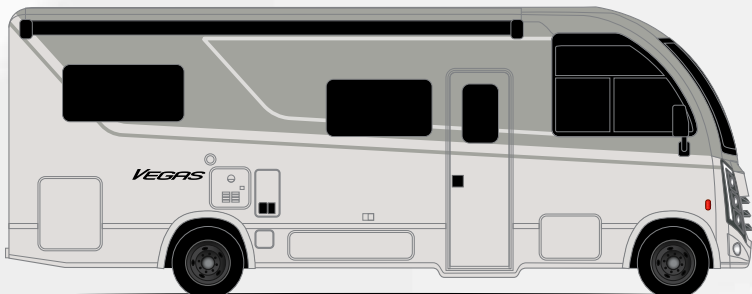
SPECTRA BLUE QHD-MAX



WHITE LIGHTNING QHD-MAX



BLACK JACK EDITION - PARTIAL PAINT



STARDUST - PARTIAL PAINT

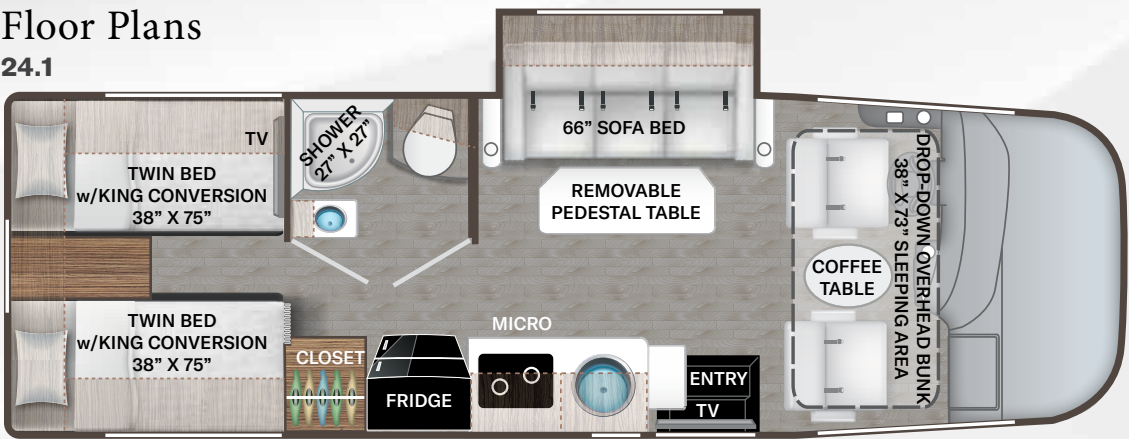


Use your phone's camera to find out more information. Just scan the code!

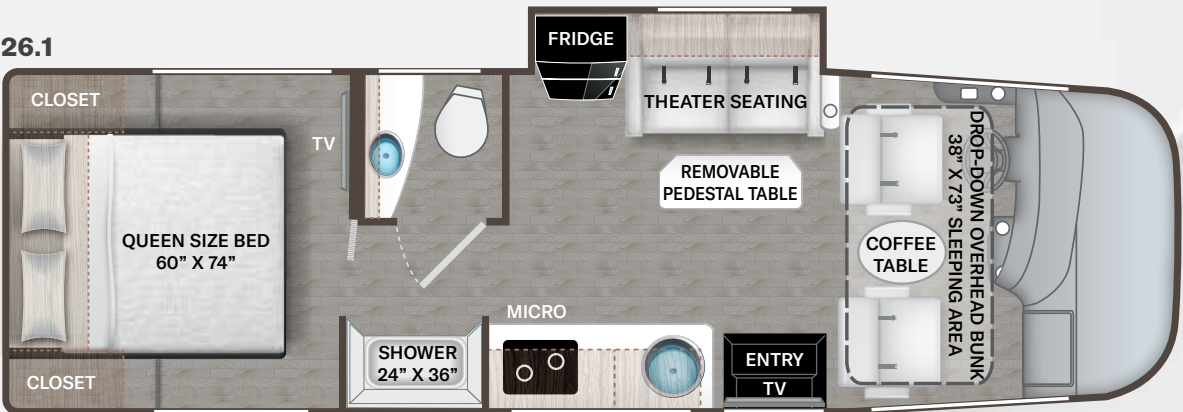


Floor Plans

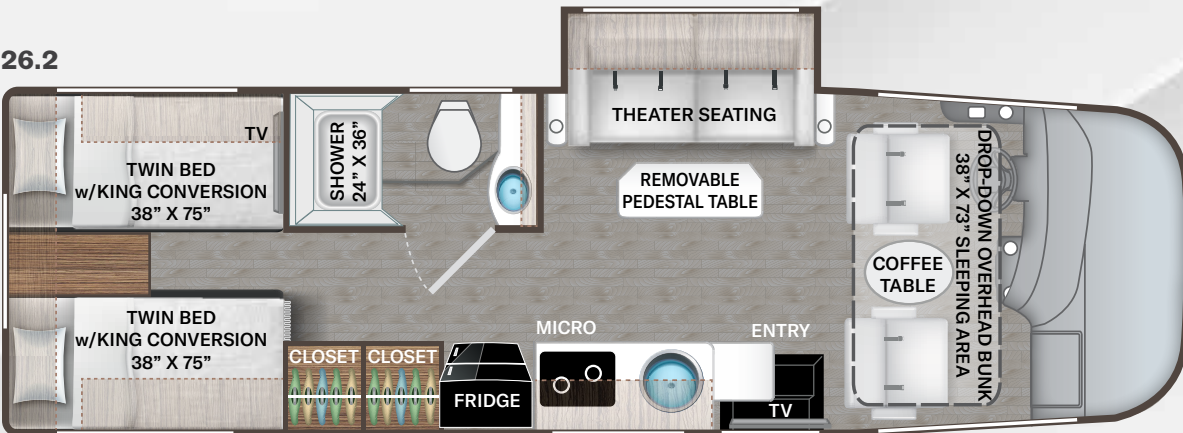
24.1



26.1



26.2



Interiors

STANDARD

COASTLINE GREY

FLOORING

OPTIONAL

ALMERIA ASH

SECONDARY

FLOORING

VEGAS®

Featured Highlights

CONSTRUCTION & EXTERIOR

- Ford® E-Series Chassis – TorqShift® 6-Speed Automatic with Overdrive Transmission
- Premium One-Piece Crossflex™ Roof
- One-Piece Fiberglass Front Cap
- HD-MAX® Exterior with Graphics Package
- Lighted Rotocast Storage Compartments
- Flush Mount Radius Compartment Doors
- Power Patio Awning with Integrated LED Lighting
- Slideout Room Topper Awning(s)
- Entry Door Grab Handle
- Frameless Windows
- Roof Ladder
- 8,000-lb. Trailer Hitch with 7-Pin Round Connector

CONSTRUCTION & EXTERIOR OPTION

- Electric Stabilizing System
- Slideout Griddle (26.1)
- Partial Paint Package

AUTOMOTIVE & COCKPIT

- 10” Touchscreen Dash Radio with Bluetooth®, Android Auto®, Apple CarPlay™ & SiriusXM® Radio
- Heated/Remote Exterior Mirrors with Integrated Side View Cameras
- Steering Wheel Audio & Camera Control
- Tilt & Telescoping Steering Wheel
- Reclining/Swivel Leatherette Captain’s Chairs with Stow-Away Coffee Table
- Emergency Engine Start Switch
- Cruise Control
- Map Light
- Fog Lights
- Power Privacy Shade on Windshield
- 16” Tires with Matte Black Wheel Simulators
- Valve Stem Extenders on Rear Wheels

- Dash Workstation with 110-volt & 12-volt Outlets

AUTOMOTIVE & COCKPIT OPTION

- Power Driver’s Seat
- Power Drop-Down Hide-Away Overhead Bunk with Cotton Cloud™ Mattress & Bunk Ladder

INTERIOR

- Rubber Tread Entry Steps with Lighted Step Well
- Residential Vinyl Flooring
- 82” Interior Ceiling Height
- LED Lighting
- Ceiling Ducted Air Conditioning System
- Coastline Grey Cabinets with Black Nickel Hardware and Kitchen Faucets
- Full Extension Soft Close Metal Ball-Bearing Drawer Guides
- Leatherette Tri-Fold Sofa & Removable Pedestal Table with Cup Holders (24.1)
- Leatherette Theater Seating with Integrated Footrests & Removable Pedestal Table (26.1 & 26.2)
- Window Privacy Roller Shades
- Wireless Phone Charger with USB Plug

INTERIOR OPTIONS

- High-Gloss Euro-Style Cabinetry with Complementary Cabinet Door Hardware and Hidden Hinges

KITCHEN

- 12-volt Double Door Refrigerator
- Two Burner Gas Cooktop, Glass Cover with Electric Start
- Pop-up Countertop Outlet with Charging Outlets
- Protective Cover & Task Lighting Above Cooktop
- Convection Microwave Oven with Air Fryer

- Pressed Laminate Countertop with Sink Cover
- Flip-Up Countertop Extension (24.1 & 26.2)
- Large Undermount Stainless Steel Single Bowl Sink with Cover & Single Handle Kitchen Faucet with Pull-Down Sprayer
- Kitchen Countertop Accent LED Lighting
- Waste Basket
- 12-volt Attic Fan with Switch

BEDROOM & BATHROOM

- Two (2) Twin Sofa Beds with Upholstered Covers & King Conversion (24.1)
- Queen Size Bed (26.1 & 26.2)
- Bedspread & Pillow Shams (26.1 & 26.2)
- Headboard
- Bedroom USB Charging Center for Electronics
- Bedroom 12-volt Outlet for CPAP Machine
- Large Dual Wardrobes (26.1 & 26.2)
- 12-volt Attic Fan with Cover in Bedroom
- Foot Flush Porcelain Toilet
- Stainless Steel Bathroom Sink
- 12-volt Power Vent in Bathroom with Wall Switch
- Robe Hooks Inside Bath
- Deluxe Shower with Curved Rod & Curtain (24.1)
- Deluxe Shower with Curved Anti-Microbial Shower Curtain (26.1 & 26.2)

ENTERTAINMENT

- 32” LED Smart TV in Living Area
- 32” LED Smart TV in Bedroom
- Winegard® Connect™ 2.0 WiFi / 4G / TV Antenna
- Cable TV Ready
- HD/DSS Satellite Ready
- Satellite Mounting Backer in Roof

ELECTRICAL & PLUMBING

- 4.0-Kw Gas Generator
- 30-Amp Detachable Shoreline Power Cord
- Automatic Generator Start (AGS)
- Automatic Transfer Switch with Power Protection
- 100-Watt Solar Panel with Controller
- Rapid Camp+® Multiplex Wiring Control System
- Single, High Output, Roof Air Conditioner
- Battery Disconnect Switch
- Second Auxiliary House Battery
- Exterior LP Connection
- Exterior Camp-Side Spray Port
- Tankless Water Heater
- 1” Fresh Water Tank Drain
- Holding Tanks with Heat Pads
- Black Tank Flush
- 360° Siphon RV Holding Tank Vent Cap
- Outside Shower



P.O. Box 1486, Elkhart, IN 46515
Sales Department: 800.860.5658



Use your phone’s camera to find out more information.
Just scan the code!

Specifications

	24.1	26.1	26.2
Chassis	Ford	Ford	Ford
Gross Vehicle (GVWR)	12,500	14,500	14,500
Gross Combined (GCWR)	18,500	22,000	22,000
Wheel Base	188"	188"	188"
Exterior Length (w/o ladder)	25'-8"	27'-2"	27'-2"
Exterior Height (w/AC)	11'-0"	11'-0"	11'-0"
Exterior Width (w/o mirrors)	94"	94"	94"
Interior Height (living area)	82"	82"	82"
Awning Size	17'	18'	16'
Fuel (gal)	55	55	55
LPG (lbs)	40.9	40.9	40.9
Fresh/Waste/Gray Water (gal)	42 / 30 / 40	40 / 30 / 40	42 / 30 / 40
Water Heater (gal)	Tankless	Tankless	Tankless
Furnace (BTUs)	35,000	35,000	35,000
Exterior Storage Capacity (cu. ft.)	63.5	73.7	66.2
Hitch Rating (lbs.)	8,000	8,000	8,000

For a complete listing of specifications and available features, visit: thormotorcoach.com/vegas

IMPORTANT–PLEASE READ: This brochure reflects product design, fabrication, material, components and specifications at the date of printing, which date is disclosed below. Please visit us online at [ThorMotorCoach.com](https://thormotorcoach.com) or consult with your selling dealership for the latest in standards, options, specification and technical information. Photographs in the brochure may depict optional equipment or may only be available in certain floor plans. Components, appliances and the chassis may have been manufactured in a calendar year before the vehicle's designated model year. All capacities are approximate. The actual length of the vehicle may differ from that indicated in the brochure due to variances in the manufacturing processes and/or installed components. All dry weights are based on standard model features and do not include optional features or equipment. Component part and appliance manufacturers issue limited warranties covering portions of the vehicle not covered under the limited warranty we issue. Copyright Thor Motor Coach, Inc. © MY 07/01/2024

