

MOMENTUM™



GRAND DESIGN
RECREATIONAL VEHICLES



Choosing Momentum MAV (Momentum Adventure Vehicle) means opting for the ultimate blend of adventure, comfort, and practicality. Designed to stand out from the competition, Momentum MAV offers a spacious cargo area, ample living space, and extensive storage solutions that make every journey effortless and enjoyable.

Momentum MAV is not just an RV; it's a lifestyle upgrade that enhances your adventures with unparalleled comfort and convenience. Experience the difference with Momentum MAV, and discover why our commitment to spaciousness, innovation, and functionality sets us apart from the rest.

TOP FEATURES



Rockford Fosgate® Sound System

Crystal-clear audio and powerful bass



60x80 Queen Bed

Sleep like royalty



Hardwood Cabinet Doors

Enhanced durability and long-lasting quality



Black Wheels with CounterAct Tire Balancing Beads

Improve fuel efficiency and reduce tire wear



Wide Body Construction with Deeper Cabinets and Garage Width

Expand your storage and living space



Residential Recessed Lighting

A home-like experience



Standard Solar 180W Solar Panel 40AMP Charge Controller

Enjoy off-grid adventures with sustainable energy

PROUD PARTNERS



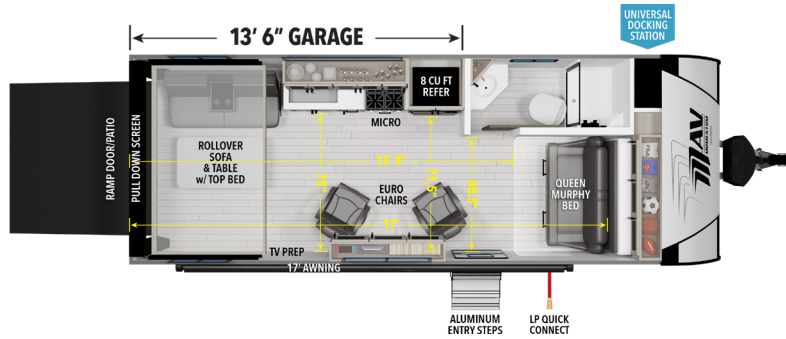
TIRE AND WHEEL BALANCING

*Improve fuel efficiency
and reduce tire wear*

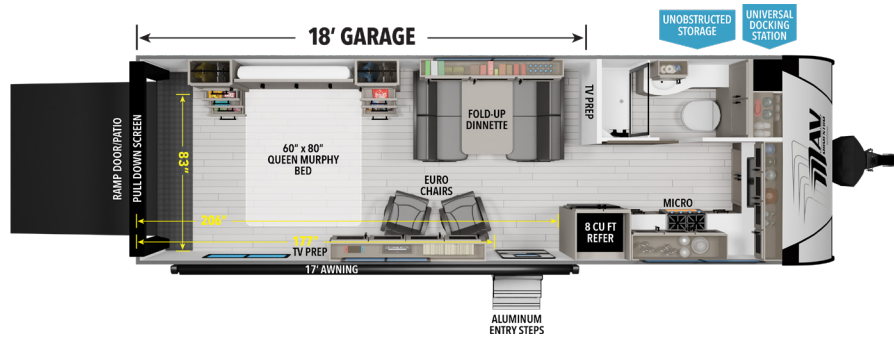


PREMIUM SOUND SYSTEM

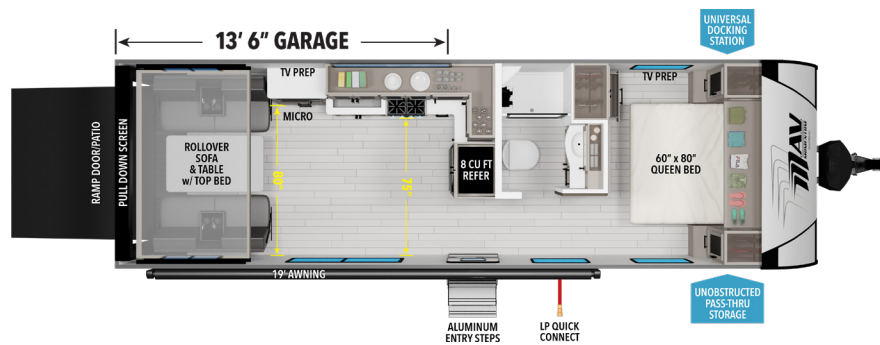
*Crystal-clear audio
and powerful bass*



22MAV	UVW ¹	HITCH ¹	GVWR	LENGTH ²	HEIGHT ³	CAPACITY
13' 6" GARAGE	5,600	915	9,950	26' 6"	12' 2"	90 74 37



24MAV	UVW ¹	HITCH ¹	GVWR	LENGTH ²	HEIGHT ³	CAPACITY
18' GARAGE	6,580	1,200	11,000	29' 11"	12' 2"	90 74 37



27MAV	UVW ¹	HITCH ¹	GVWR	LENGTH ²	HEIGHT ³	CAPACITY
13' 6" GARAGE	6,835	1,200	11,000	32' 2"	12' 2"	90 74 37



FOR MORE INFORMATION
SCAN THE QR CODE USING YOUR
MOBILE PHONE CAMERA APP



¹ Based on average weight of the standard build. ² Hitch to rear



Because of our commitment to continuous product improvement, Grand Design Recreational Vehicles reserves the right to change components, standards, options, specifications, and materials without notice and at any time. Photos may show optional equipment which may not be included in the standard purchase price of the featured unit. Be sure to review current product details with your local dealer before purchasing.



TRAVEL TRAILERS

Choosing Momentum G-Class Travel Trailers means opting for the pinnacle of comfort and innovation, all within a compact and versatile package. As the #1 retailing Toy Hauler in the world, Momentum continues to set the standard for excellence and reliability.

With Momentum G-Class Travel Trailers, you're not just choosing an RV; you're investing in a lifestyle of unparalleled quality and convenience. Experience the difference with Momentum and elevate every journey with features designed to make you feel at home on the road.

TOP FEATURES



Rockford Fosgate® Sound System

Crystal-clear audio and powerful bass



60" Happi-Jac® Sofas with Queen Top Bunk

Versatile seating and sleeping options



Goodyear Endurance® Tires with Aluminum Rims

Unmatched durability and reliability



Pet Friendly

Enjoyable travel for both you and your furry companions



Onboard Fuel Station with 30 Gallon Tank

Keep your toys ready for the road



15K A/C with RV Airflow & Racetrack Ducting

Comfortable living even in the hottest weather



Standard Solar 200W Solar Panels 30AMP Controller

Off-grid adventures with sustainable energy

PROUD PARTNERS



TIRE AND WHEEL BALANCING

*Improve fuel efficiency
and reduce tire wear*



PREMIUM SOUND SYSTEM

*Crystal-clear audio
and powerful bass*



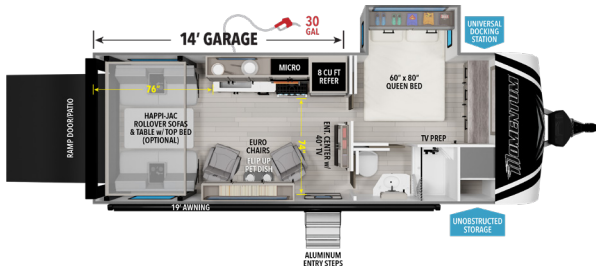
GOODYEAR ENDURANCE® TIRES

*Unmatched durability
and reliability*

MOMENTUM

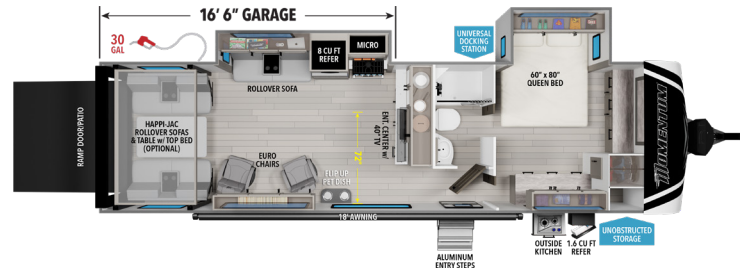
G-CLASS

TRAVEL TRAILERS



21G
14' GARAGE

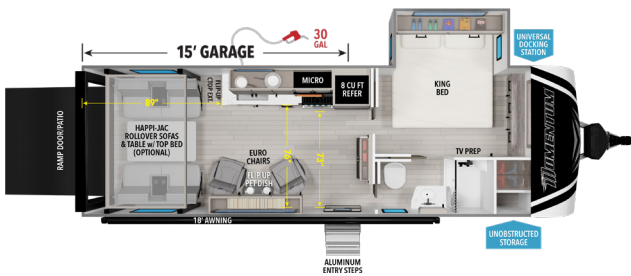
UVW ¹	HITCH ¹	GVWR	LENGTH ²	HEIGHT	CAPACITY
6,400	920	11,000	26' 11"	12' 2"	90 74 39



28G
16' 6" GARAGE

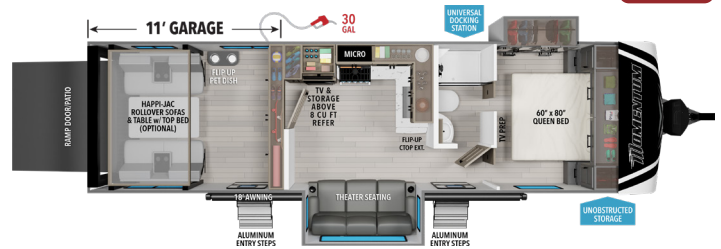
UVW ¹	HITCH ¹	GVWR	LENGTH ²	HEIGHT	CAPACITY
9,153	1,368	13,000	33' 11"	12' 4"	90 78 39

NEW



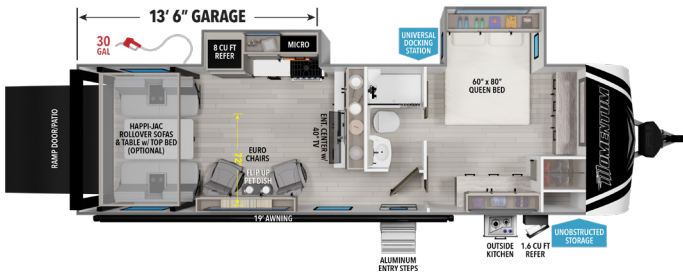
23G
15' GARAGE

UVW ¹	HITCH ¹	GVWR	LENGTH ²	HEIGHT	CAPACITY
7,669	1,242	13,000	28' 10"	12' 4"	90 74 39



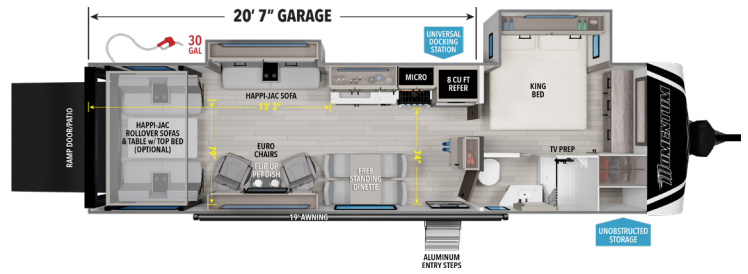
29GS
11' GARAGE

UVW ¹	HITCH ¹	GVWR	LENGTH ²	HEIGHT	CAPACITY
TBD	TBD	13,000	34' 6"	12' 4"	90 78 39



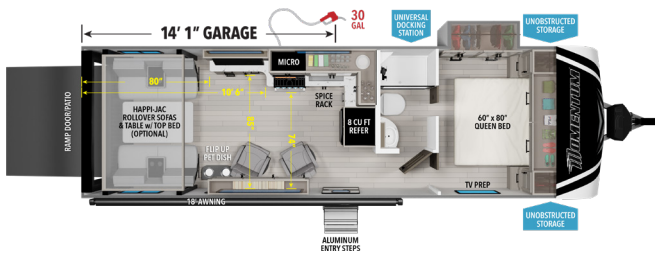
25G
13' 6" GARAGE

UVW ¹	HITCH ¹	GVWR	LENGTH ²	HEIGHT	CAPACITY
7,900	1,150	13,000	30' 11"	12' 4"	90 78 39



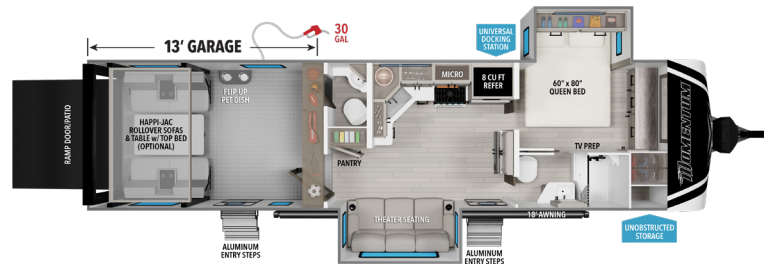
30G
20' 7" GARAGE

UVW ¹	HITCH ¹	GVWR	LENGTH ²	HEIGHT	CAPACITY
9,139	1,425	13,000	34' 10"	12' 4"	90 78 39



27G
14' 1" GARAGE

UVW ¹	HITCH ¹	GVWR	LENGTH ²	HEIGHT	CAPACITY
8,518	1,486	13,000	32' 3"	12' 4"	90 78 39



31G
13' GARAGE

UVW ¹	HITCH ¹	GVWR	LENGTH ²	HEIGHT	CAPACITY
8,975	1,600	13,000	35' 11"	12' 4"	90 37 39 37*

* 1/2 BATH DOUBLES AS BLACK/GRAY



FOR MORE INFORMATION
SCAN THE QR CODE USING YOUR
MOBILE PHONE CAMERA APP



¹ Based on average weight of the standard build. ² Hitch to rear

Because of our commitment to continuous product improvement, Grand Design Recreational Vehicles reserves the right to change components, standards, options, specifications, and materials without notice and at any time. Photos may show optional equipment which may not be included in the standard purchase price of the featured unit. Be sure to review current product details with your local dealer before purchasing.

MOMENTUM



FEATURES	MAV	G-CLASS MOMENTUM TT
WIDEBODY 101" SUPER CHASSIS	✓	✓
FUEL STATION	N/A	30 GALLON
TITAN SEAL (MYLAR TAPE, PVC DIECUT - NO BUTYL TAPE)	QUAD SEAL	DUAL SEAL
TRIPLE INSULATED GARAGE	✓	✓
EXTERIOR FINISH	WOOD FRAMED W/ALUMINUM EXTERIOR	ALUMINUM FRAMED W/FIBERGLASS EXTERIOR
OVERSIZED TANK CAPACITIES	✓	✓
EVENFLOW HEATING SYSTEM - NO HEAT DUCTS IN FLOOR	✓	✓
HEATED & ENCLOSED UNDERBELLY	✓	✓
METAL WRAPPED WHEEL WELLS	✓	✓
TIRES W/BALANCING BEADS	15" WESTLAKE	16" GOODYEAR
ABS BRAKES	N/A	✓
WEATHER-PROOF RAMP DOOR	✓	✓
REAR PATIO DECK	✓	OPTIONAL
REAR PATIO AWNING	N/A	OPTIONAL
GENERATOR	N/A	OPTIONAL (4.5KW / 5.5KW - MODEL SPECIFIC)
SOLAR	180W PANEL + 40AMP CONTROLLER	220W PANEL + 30AMP CONTROLLER
TANKLESS WATER HEATER	60K BTU	60K BTU
HAPPI-JAC BUNK SYSTEM W/FOLDING SOFAS	MANUAL	ELECTRIC
MAGNETIC WALK-THROUGH SCREEN WALL	✓	CHOICE OF SCREEN DOOR OR 3 SEASON DOOR
GEN II 3 SEASON DOOR W/SLIDING WALL	N/A	CHOICE OF SCREEN DOOR OR 3 SEASON DOOR
CENTRALIZED CONTROL CENTER	GDRV CONTROL CENTER	GDRV CONTROL CENTER
BACKUP CAMERA PREP	✓	✓
ALL IN ONE UTILITY CENTER	✓	✓
OVEN	N/A	17"
COOKTOP	3 BURNER	3 BURNER
MICROWAVE	0.9 CU. FT.	0.9 CU. FT.
REFRIGERATOR	8 CU. FT (12V)	8 CU. FT (12V)
PET FRIENDLY FEATURES	✓	✓
HARDWOOD DOORS & DRAWERS	✓	✓
TRAVEL-FI ONBOARD WIFI	N/A	OPTIONAL
ROCKFORD FOSGATE STEREO SYSTEM	✓	✓
KEYED ALIKE	✓	✓
100% PDI 300+ POINT INSPECTION	✓	✓
WARRANTY - 1 YEAR BASE, 3 YEAR STRUCTURAL, 5 YEAR FRAME, ALL TRANSFERABLE	✓	✓



Because of our commitment to continuous product improvement, Grand Design Recreational Vehicles reserves the right to change components, standards, options, specifications, and materials without notice and at any time. Photos may show optional equipment which may not be included in the standard purchase price of the featured unit. Be sure to review current product details with your local dealer before purchasing.



FIFTH WHEELS

Choosing Momentum G-Class Fifth Wheels means embracing a lifestyle of unmatched luxury, convenience, and innovation. As the #1 retailing Toy Hauler in the world, Momentum continues to lead the industry with superior design and quality.

With Momentum G-Class Fifth Wheels, you're not just choosing an RV; you're investing in a lifestyle that prioritizes comfort, quality, and the joy of adventure. Experience the difference with Momentum and elevate your travels with features designed to make every journey unforgettable.

TOP FEATURES



Soft Close Cabinet Doors & Drawers

Smooth, quiet operation and lasting durability



Pet Friendly

Enjoyable travel for both you and your furry companions



Brass Plumbing Fittings

Long-lasting plumbing performance



Sunken Shower

A shower that accommodates all heights



Dedicated Pull-Out Trash Can Under Sink

Keep your kitchen clutter-free and tidy



Residential Roller Shades

Effortless light control and privacy



Exclusive Liftsuite Garage System

The garage that plays as hard as you do



Nightstands with USB-C & 110V Outlets

(Perfect for CPAP Machines)

Sleep easy and stay charged up on-the-go

PROUD PARTNERS



TIRE AND WHEEL BALANCING

*Improve fuel efficiency
and reduce tire wear*



COOPER® 17.5" H-RATED TIRES

*Unmatched durability
and reliability*



PREMIUM SOUND SYSTEM

*Crystal-clear audio
and powerful bass*



ANTI-LOCK BRAKING SYSTEM

*Haul safer and
smarter*



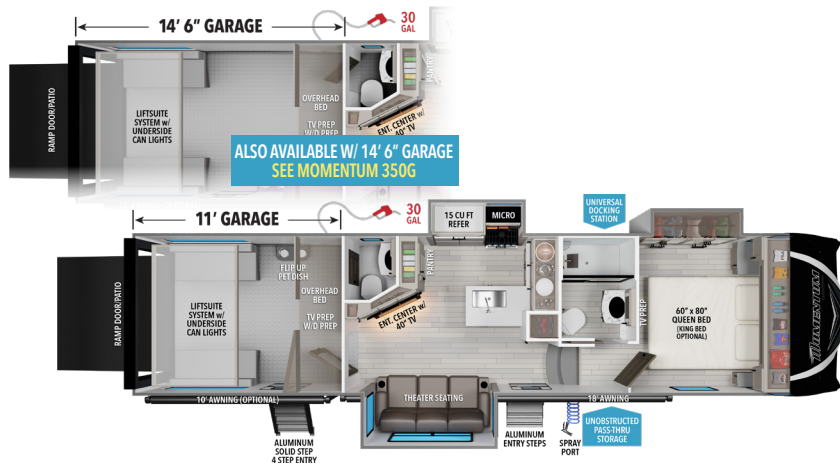
TIRE PRESSURE MONITOR SENSORS PREP

*Haul safer and
smarter*

MOMENTUM

G-CLASS

FIFTH WHEELS

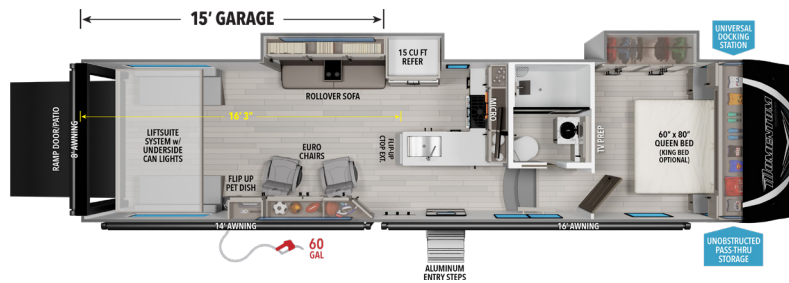


320G	UVW ¹	HITCH ¹	GVWR	LENGTH ²	HEIGHT	CAPACITY
11' GARAGE	12,400	2,300	16,400	36' 3"	13' 6"	98 52 52 52*


* 1/2 BATH DOUBLES AS BLACK/GRAY

350G	UVW ¹	HITCH ¹	GVWR	LENGTH ²	HEIGHT	CAPACITY
14' 6" GARAGE	12,950	2,600	18,000	39' 9"	13' 6"	98 52 52 52*

* 1/2 BATH DOUBLES AS BLACK/GRAY



325G	UVW ¹	HITCH ¹	GVWR	LENGTH ²	HEIGHT	CAPACITY
15' GARAGE	11,696	2,474	16,400	35' 6"	13' 6"	140 104 52



415G	UVW ¹	HITCH ¹	GVWR	LENGTH ²	HEIGHT	CAPACITY
14' GARAGE	15,310	3,422	22,500	44' 11"	13' 6"	98 52 52 52*

* 1/2 BATH DOUBLES AS BLACK/GRAY



FOR MORE INFORMATION
SCAN THE QR CODE USING YOUR
MOBILE PHONE CAMERA APP



¹ Based on average weight of the standard build. ² Hitch to rear

Because of our commitment to continuous product improvement, Grand Design Recreational Vehicles reserves the right to change components, standards, options, specifications, and materials without notice and at any time. Photos may show optional equipment which may not be included in the standard purchase price of the featured unit. Be sure to review current product details with your local dealer before purchasing.



Choosing Momentum means embracing the pinnacle of luxury and innovation, with two exceptional sub-series: Momentum M-Class Fifth Wheels and Momentum Fifth Wheels. Both sub-series are designed to provide unparalleled comfort and convenience, making Momentum the #1 Retailing Toy Hauler in the World.

With Momentum, you are not just choosing an RV; you're investing in a lifestyle of unmatched quality and luxury. Experience the difference with Momentum, where every detail is designed to make your adventures truly unforgettable.

TOP FEATURES



Soft Close Cabinet Doors & Drawers

Smooth, quiet operation and lasting durability



Exclusive Liftsuite Garage System

The garage that plays as hard as you do



Brass Plumbing Fittings

Long-lasting plumbing performance



Sunken Shower

A shower that accommodates all heights



Dedicated Pull-Out Trash Can Under Sink

(M-Class Only)

Keep your kitchen clutter-free and tidy



Electronics Charging Drawer

Keep your devices organized, charged and easily accessible



Smart Sink

Includes colander, cutting board, soap dispenser, cup rinser, waterfall and 3 spray modes

Revolutionize your cooking experience



Nightstands with USB-C & 110V Outlets

(Perfect for CPAP Machines)

Sleep easy and stay charged up on-the-go

PROUD PARTNERS



COOPER® 17.5" H-RATED TIRES

Unmatched durability and reliability



TIRE AND WHEEL BALANCING

Improve fuel efficiency and reduce tire wear



PREMIUM SOUND SYSTEM

Crystal-clear audio and powerful bass



ANTI-LOCK BRAKING SYSTEM

Haul safer and smarter



TIRE PRESSURE MONITOR SENSORS PREP

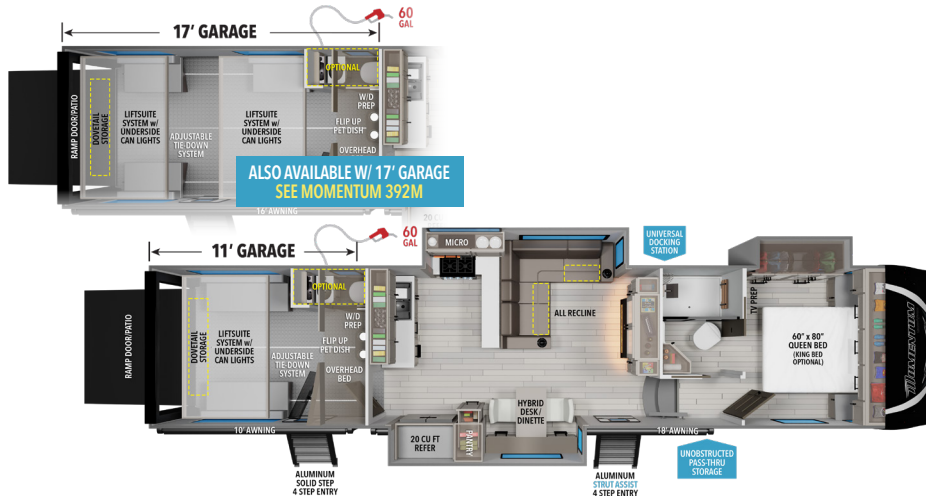
Haul safer and smarter

MOMENTUM

M-CLASS

FIFTH WHEELS

NEW




344M	UVW ¹	HITCH ¹	GVWR	LENGTH ²	HEIGHT	CAPACITY
11' GARAGE	15,138	3,660	19,000	39' 11"	13' 6"	140 52 52 52*

* 1/2 BATH DOUBLES AS BLACK/GRAY



392M	UVW ¹	HITCH ¹	GVWR	LENGTH ²	HEIGHT	CAPACITY
17' GARAGE	16,982	3,382	22,500	45' 11"	13' 6"	140 52 52 52*

* WHEN OPTIONAL 1/2 BATH IS SELECTED OR WASHER/DRYER IS INSTALLED ON 395MS REAR TANK DOUBLES AS BLACK/GRAY



351MS	UVW ¹	HITCH ¹	GVWR	LENGTH ²	HEIGHT	CAPACITY
11' GARAGE	14,700	2,785	19,000	40' 6"	13' 6"	140 52 52 52*

* 1/2 BATH DOUBLES AS BLACK/GRAY

381MS	UVW ¹	HITCH ¹	GVWR	LENGTH ²	HEIGHT	CAPACITY
15' GARAGE	15,800	3,440	22,500	43' 11"	13' 6"	140 52 52 52*

* 1/2 BATH DOUBLES AS BLACK/GRAY



FOR MORE INFORMATION
SCAN THE QR CODE USING YOUR
MOBILE PHONE CAMERA APP



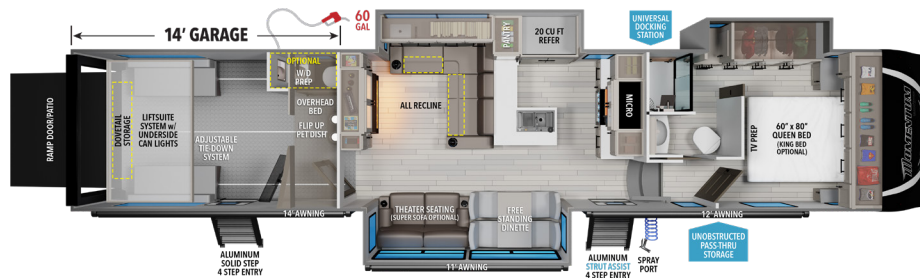
¹ Based on average weight of the standard build. ² Hitch to rear

Because of our commitment to continuous product improvement, Grand Design Recreational Vehicles reserves the right to change components, standards, options, specifications, and materials without notice and at any time. Photos may show optional equipment which may not be included in the standard purchase price of the featured unit. Be sure to review current product details with your local dealer before purchasing.

MOMENTUM

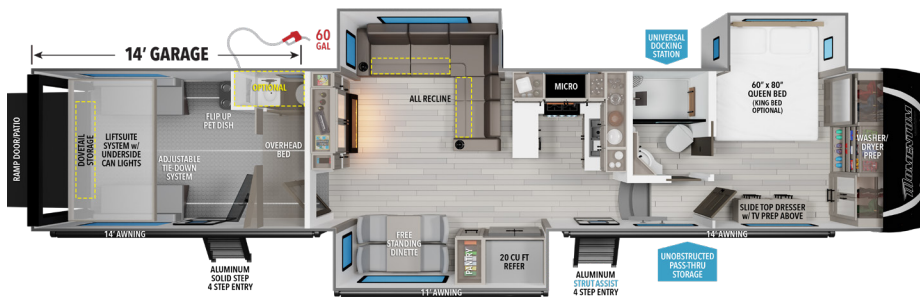
M-CLASS

FIFTH WHEELS



395MS	UVW ¹	HITCH ¹	GVWR	LENGTH ²	HEIGHT	CAPACITY
14' GARAGE	15,600	2,900	22,500	44' 2"	13' 6"	140 52 52 52*

* WHEN OPTIONAL 1/2 BATH IS SELECTED OR WASHER/DRYER IS INSTALLED ON 395MS REAR TANK DOUBLES AS BLACK/GRAY



414M	UVW ¹	HITCH ¹	GVWR	LENGTH ²	HEIGHT	CAPACITY
14' GARAGE	16,800	3,690	22,500	46' 4"	13' 6"	140 52 52 52*

* WHEN OPTIONAL 1/2 BATH IS SELECTED ON 414M ADDITIONAL 52 GAL BLACK/GRAY TANK



FOR MORE INFORMATION
SCAN THE QR CODE USING YOUR
MOBILE PHONE CAMERA APP

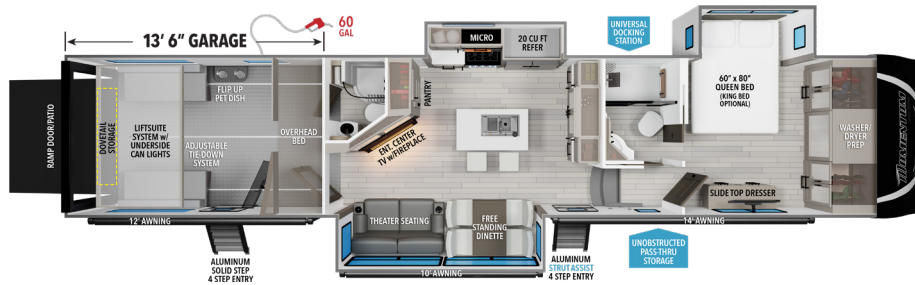


¹ Based on average weight of the standard build. ² Hitch to rear

Because of our commitment to continuous product improvement, Grand Design Recreational Vehicles reserves the right to change components, standards, options, specifications, and materials without notice and at any time. Photos may show optional equipment which may not be included in the standard purchase price of the featured unit. Be sure to review current product details with your local dealer before purchasing.



FIFTH WHEELS



397THS

13' 6" GARAGE

UVW¹
15,600

HITCH¹
3,375

GVWR
22,500

LENGTH²
44' 2"

HEIGHT
13' 6"

CAPACITY
140 104 104



410TH

13' 6" GARAGE

UVW¹
16,800

HITCH¹
3,600

GVWR
22,500

LENGTH²
44' 11"

HEIGHT
13' 6"

CAPACITY
140 52 52 52*

* WHEN OPTIONAL 1/2 BATH IS SELECTED ON 410TH BLACK TANK CAPACITY INCREASES TO 104



FOR MORE INFORMATION
SCAN THE QR CODE USING YOUR
MOBILE PHONE CAMERA APP



¹ Based on average weight of the standard build. ² Hitch to rear

Because of our commitment to continuous product improvement, Grand Design Recreational Vehicles reserves the right to change components, standards, options, specifications, and materials without notice and at any time. Photos may show optional equipment which may not be included in the standard purchase price of the featured unit. Be sure to review current product details with your local dealer before purchasing.

MOMENTUM



FEATURES	G-CLASS	M-CLASS	TH-CLASS
WIDEBODY 101" SUPER CHASSIS	✓	✓	✓
6 POINT ONE TOUCH AUTO LEVELING	ELECTRIC	HYDRAULIC	HYDRAULIC
PIN BOX	ROTO-FLEX	MOR/RYPDE	MOR/RYPDE
MOR/RYPDE CRE 3000 SUSPENSION	✓	✓	✓
17.5" COOPER H-RATED TIRES W/BALANCING BEADS	✓	✓	✓
DEXTER TOW ASSIST - ABS BRAKES & SWAY CONTROL	✓	✓	✓
CHASSIS DROP FRAME	N/A	GENERATOR DROP	FULL DROP FRAME
GARAGE LIFT SUITE - P2K BED SYSTEM W/INTEGRATED PUCK LIGHTS & VERSATILE BENCHES	✓	✓	✓
HD L-TRACK WITH MOVABLE HD RINGS & GRAY RUBBER INSERTS	D-RING TIE DOWN	✓	✓
OVERSIZED STRUT ASSISTED DOVETAIL GARAGE STORAGE	N/A	✓	✓
OVERSIZED GARAGE WINDOWS	✓	✓	✓
INSULATED GARAGE FLOOR - R40	✓	✓	✓
TITAN SEAL - MYLAR TAPE & PVC DIECUT SEALS	✓	✓	✓
330W SOLAR PANEL, 50AMP CONTROLLER, + INVERTER PREP	✓	✓	✓
12V HEAT TANK PADS	✓	✓	✓
MOR/RYPDE STRUT ASSISTED ENTRY STEPS	N/A	✓	✓
SOLID SURFACE KITCHEN COUNTERTOPS	✓	✓	✓
ELECTRONICS & HAIR ACCESSORY DRAWERS	✓	✓	✓
OVEN / COOKTOP	21" / 3 BURNER	24" / 4 BURNER	24" / 4 BURNER
MICROWAVE	0.9 CU. FT. (325G/355G 1.5CU FT.)	1.5 CU. FT.	1.5 CU. FT.
REFRIGERATOR	15 CU. FT.	20 CU. FT.	20 CU. FT.
PULLOUT WASTE BASKET	✓	✓	✓
TANKLESS WATER HEATER	60K BTU	60K BTU	60K BTU
PET FRIENDLY FEATURES (DOG BOWLS, SCREEN DEFENDER, LEASH CONNECTOR)	✓	✓	✓
TRAVEL-FI ONBOARD WIFI	✓	✓	✓
STEALTH A/C SYSTEM - 30,000 BTU RACETRACK DUCTED	✓	✓	✓
GARAGE RAMP DOOR	WEATHER-PROOF RAMP DOOR	ZERO GRAVITY & WEATHER-PROOF RAMP DOOR	ZERO GRAVITY & WEATHER-PROOF RAMP DOOR
SMART SINK - CUTTING BOARD, SOAP DISPENSER, CUP RINSE, WATERFALL, 3 SPRAY MODES	N/A	✓	✓
FUEL STATION	30 GALLONS	60 GALLONS	60 GALLONS
ROCKFORD FOSGATE STEREO SYSTEM	✓	✓	✓
WATER FILTRATION	N/A	✓	✓
RESIDENTIAL SOFT CLOSE DOORS & DRAWERS	✓	✓	✓
WINDOWS	AUTOMOTIVE	FRAMELESS	FRAMELESS
EVENFLOW HEATING SYSTEM - NO HEAT DUCTS IN FLOOR	✓	✓	✓
100% PDI 300+ POINT INSPECTION	✓	✓	✓
WARRANTY - 1 YEAR BASE, 3 YEAR STRUCTURAL, 5 YEAR FRAME, ALL TRANSFERABLE	✓	✓	✓

GRAND DESIGN™

RECREATIONAL VEHICLES

You'll find that your experience with GDRV is different.

With quality at the foundation of everything we do, we do more. We pay attention to detail, we focus more on our customers, we perform more rigorous inspections, we have better coverage with our warranties and we hire more experienced craftsmen.

When it comes down to it, we do more of what matters so that you can have the experience of a lifetime, every time.

Go beyond just camping. Have an adventure. Take that trip of a lifetime. We'll be there with you every step of the way.

MORE OF WHAT MATTERS



QUALITY

Quality checkpoints during manufacturing

Final finish inspection

Pre-Delivery Inspection (PDI) area where all coaches are put through a rigorous 300+ point inspection checklist before shipping to a dealer

SERVICE

State of the art service center

A Service Response Team (SRT) in the field

Expansive dealer network

The best warranty coverage in the industry



COMMUNITY

38 Rallies a year across the US and Canada. Each rally has opportunities to volunteer in the community, learn at seminars, have work done on your coach and have fun with the GDRV family!

**TO SCHEDULE A FACTORY
TOUR VISIT OUR WEBSITE!**

www.GrandDesignRV.com