

Jayco | 2025 Greyhawk Class C Motorhome



# GREYHAWK

DESIGNED & ENGINEERED FOR THE JOURNEY

**2+3**  
YEAR | YEAR  
WARRANTY






#### OAKRIDGE



Wood




Floor



Countertop




Main Fabric



Furniture

#### MODERN FARMHOUSE



Wood




Floor



Countertop



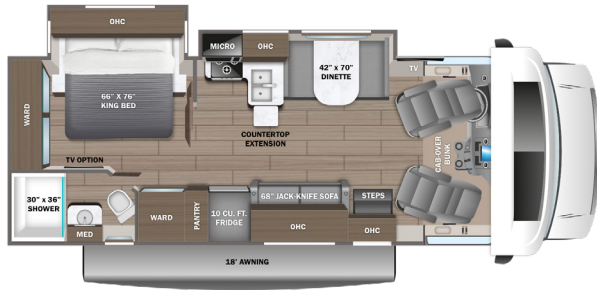
Main Fabric



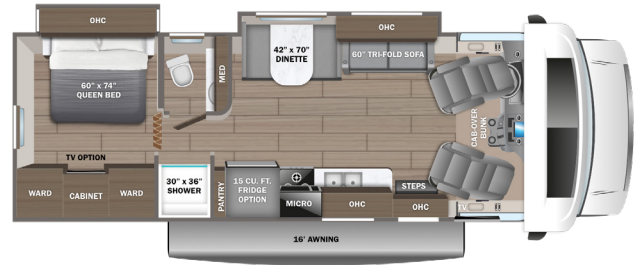
Furniture



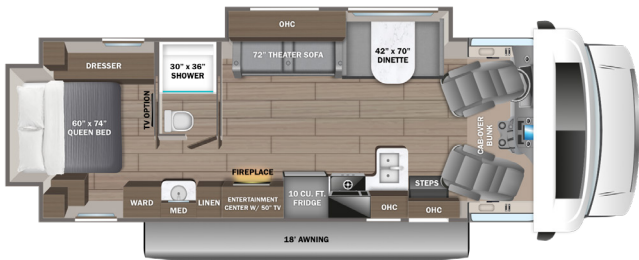
**27U**    **OPTION: B**



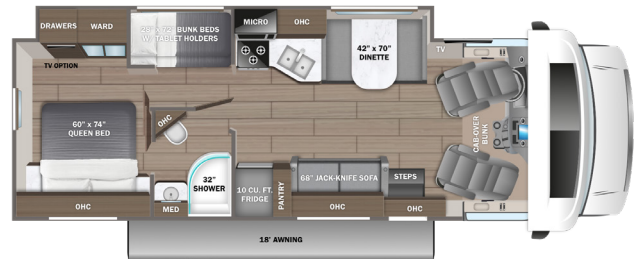
**29MV**    **OPTIONS: A, B**



**30Z**    **OPTION: B**



**31F**    **OPTION: B**



## OPTIONS

**A**



15 Cu. Ft. Fridge

**B**



Theater Sofa

## EXTERIOR SELECTIONS



Standard Graphics Package



Midnight Full-Body Paint



Starburst Full-Body Paint



Skylight Full-Body Paint



Starry Night Full-Body Paint

# STANDARDS & OPTIONS

## CUSTOMER VALUE PACKAGE

JRide® Plus: Computer-balanced driveshaft, Koni® FSD shocks, heavy-duty rear stabilizer bar, standard front stabilizer bar, Hellwig® helper springs, rubber isolation mounts  
Automatic hydraulic leveling jacks  
Frameless windows  
Electric patio awning with LED lights  
15,000 BTU A/C with heat pump  
1,000W inverter  
Sony® infotainment center with tilt/swivel, Apple® CarPlay and Android Auto™  
Backup and side-view cameras  
LED HD Smart TV in living area

## DRIVING

Ford® E-450 chassis  
GVWR- 14,500 lb.  
GCWR- 22,000 lb.  
7.3L V-8 325 HP engine with 450 ft.-lb. torque  
6-speed TorqShift® series transmission with overdrive  
210-amp alternator  
Catalytic converter theft deterrent  
E-rated highway tires- LT225/75R16  
Tire pressure monitoring system (TPMS)  
Power anti-lock brakes with power steering  
7,500 lb. hitch with 750 lb. tongue capacity and 7-pin plug  
12V chassis battery  
55 gal. fuel tank  
Swivel driver and passenger seats  
Chrome, heated, remote-controlled, side-view mirrors  
Tilt steering wheel  
Power windows and door locks  
Cruise control  
Hill start assist  
Electronic stability control  
Traction control  
Auxiliary start switch  
Driver and passenger airbags  
Privacy curtain for cab area

## EXTERIOR

StrongholdVBL™ roof, floor and sidewalls  
Bead-foam insulation (R-24 max roof, R-9 max floor, R-5 max walls)  
One-piece, seamless, fiberglass front cap  
Automotive-bonded, panoramic window in front cap with power shade  
One-piece, seamless, crowned fiberglass roof  
Fiberglass running boards and transition wings  
Fiberglass exterior walls with vinyl graphics  
Remote keyless cab entry  
Entrance door with industry's largest travel-view window  
Electric-powered entrance step with integrated house battery compartment  
(2) high-output, marine-grade exterior speakers  
Slideout awning(s)  
Lockable storage compartments with slam latches  
Third brake light  
Roof ladder (27U, 29MV, 31F)  
Prep for satellite dish  
Cable TV hookup with RG-6 coax  
Winegard 2.0 Wi-fi/4G antenna  
4,000W generator with auto-gen start  
200W solar panel with dual controller with second house battery  
12V house battery

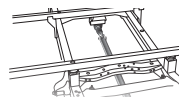
Transfer switch with reverse polarity protection  
30-amp electrical service  
16.5 gal. propane tank (56 lb.)  
LP quick-connect hookup  
Heated holding tanks (12V pads)  
Exterior utility center  
Winterization drain system  
Black tank flush  
Outside shower  
12V demand water pump  
Water filtration system

## INTERIOR

Overhead bunk with 750 lb. capacity and safety net  
BMPRO total coach control system with wall-mounted touchscreen and mobile app  
84 in. interior ceiling height with padded vinyl ceiling  
High-intensity, recessed LED ceiling lights  
LED-lit fascia  
Hardwood cabinet doors and drawer fronts  
Ball-bearing drawer guides  
Interior command center  
Blackout night roller shades  
30,000 BTU auto-ignition furnace  
Electric fireplace (30Z)  
6 gal. gas/electric DSL auto-ignition water heater  
Jayco-exclusive, easy-operation legless dinette table  
2-point lap safety belts in all designated seating locations  
Car seat tethers (select floorplans)  
JBL® audio system  
10 cu. ft. 12V refrigerator  
Furrion® all-in-one cooktop and oven  
Residential-size microwave  
Recessed stainless steel kitchen sink with cutting board and grate sink cover  
LED-lit pressed countertops  
Flip-up countertop extension (select models)  
Decorative kitchen backsplash  
Pop-up charging station with 120V outlet and USB plugs  
Shower with decorative surround, glass door, skylight and light  
Stainless steel bathroom sink  
Toilet with foot flush  
Powered roof vent in bathroom with wall switch  
Walk-around queen-size bed with bedspread and nightstands (king size in 27U)  
USB port and wireless charging in nightstands  
Under-bed storage (select models)  
Large wardrobes  
Bunks with industry-exclusive 300 lb. capacity each (31F)  
Wall-mounted tablet holder in each bunk (31F)  
Smoke alarm  
Carbon monoxide detector  
Fire extinguisher

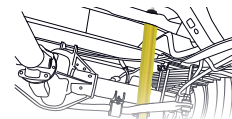
## OPTIONS

15 cu. ft. 12V refrigerator (29MV)  
Power theater seating  
LED HD Smart TV in bedroom  
Dual 13,500 BTU A/C units with power management system  
Aluminum rims  
Folding windshield sun shade  
Blackout package - includes black bumper, grille, mirrors and wheels (available with any exterior)



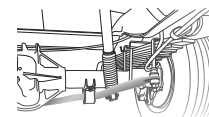
### COMPUTER-BALANCED DRIVESHAFT

Ensures smooth and efficient power transfer to the wheels



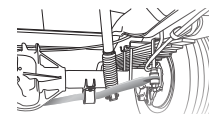
### KONI® SHOCK ABSORBERS

Controls bounce and sway when driving over expansion joints and rough roads



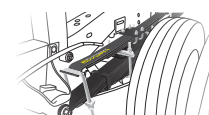
### HEAVY-DUTY REAR STABILIZER BAR

A larger bar and polyurethane bushings, instead of rubber, transfer power faster for extra support, more stability and easier handling



### STANDARD FRONT STABILIZER BAR

Reduces the body roll of a vehicle during cornering or over road irregularities



### HELLWIG® HELPER SPRINGS

Work with the chassis' existing springs to give the RV more support, improving stability under heavy loads



### RUBBER ISOLATION MOUNTS

Positioned near the tires to absorb road shock, dampen noise and minimize vibrations

FLOORPLAN	GVWR (lbs.)	GCWR (lbs.)	WHEEL BASE	OVERALL LENGTH	EXTERIOR HEIGHT WITH SATELLITE AND A/C	EXTERIOR WIDTH	INTERIOR HEIGHT	FRESH WATER CAPACITY (gal.)	GRAY WASTE WATER CAPACITY (gal.)	BLACK WASTE WATER CAPACITY (gal.)
27U	14,500	22,000	195"	29' 11"	11' 8"	100"	84"	43	41	31
29MV	14,500	22,000	223"	32' 6"	11' 8"	100"	84"	47	41	32
30Z	14,500	22,000	223"	32' 6"	11' 8"	100"	84"	44	41	31
31F	14,500	22,000	223"	32' 6"	11' 8"	100"	84"	47	41	31

Meet your Jayco Dealer



Scan QR code for specification definitions

Some specs at the time of print may include estimates. For the most updated information, please visit [Jayco.com](http://Jayco.com)

Jayco, Inc. | P.O. Box 460 | Middlebury, IN 46540

See dealer for further information and prices. All information in this brochure and on [www.jayco.com](http://www.jayco.com) is the latest available at the time of publication approval. Jayco reserves the right to make changes and to discontinue models without notice or obligation. Photography may show optional equipment or props used for decoration purposes only. RVs built for sale in Canada may differ to conform to Canadian codes. JAYCO and the JAYCO BIRD IN FLIGHT are registered trademarks of Jayco, Inc. Printed in USA 2/25 ©2025 Jayco, Inc. 2032955

Jayco - Part of Jayco Family of Companies

