

QUALITY

Winnebago RVs are designed and built around you, with superior craftsmanship, advanced manufacturing technologies and steel-focused construction to enhance safety and reliability.

INNOVATION

From groundbreaking RVs to game-changing features to the spacious floorplans made possible by our SmartSpace™ design, our heritage is unrivaled for continuous industry firsts in vehicle technology and design.

SERVICE

Our carefully chosen dealers are supported by factory training and our advanced parts supply system, while owners benefit from excellent real-world customer support as well as 24/7 access to online technical information.

BELONGING

Winnebago owners are a connected community – some of the friendliest, most knowledgeable and welcoming RVers you'll find anywhere.

WINNEBAGO



Let's go!

One of the best-selling camper vans in North America, the Winnebago® Travato®, brings its can-do capability to adventure seekers of all types, and with features that make life on the go even easier and more comfortable.

- » Engineered for extended-season camping*
- » Efficient heating and cooling systems
- » Convenient, accessible storage
- » Fuel-efficient with daily driver capability
- » Available Pure³ Advanced Energy System

WINNEBAGO



Meet the Travato

The 21' Travato is available in four floorplans, including two with the Pure³ Advanced Energy System, which uses safe, dependable automotive-grade technology to extend off-grid stays without a generator or electrical hookup.

And the adventures don't have to end when the seasons change, thanks to extensive insulation, above-floor waterlines, heated tanks and available dual-pane acrylic insulated windows.*



- 1 RAM PROMASTER® CHASSIS WITH 280-HP 3.6L V6**
Fuel-efficient and easy to drive, with plenty of power
- 2 AVAILABLE DUAL PANE ACRYLIC INSULATED WINDOWS**
Provides additional thermal and acoustic insulation
- 3 POWERED PATIO AWNING**
With LED lighting and Bluetooth® control
- 4 SIDE SCREEN DOOR WITH MAGNETIC CLOSURES**
Keep bugs out and let the breeze flow through
- 5 TRUMA COMBI® ECO PLUS**
Uses propane and/or electricity to efficiently provide hot water and coach heat
- 6 REAR ANNEX**
The rod-mounted privacy curtain adds living space in camp

*Winnebago recommends following the winter use guidelines and winterization procedures outlined in your owner's manual whenever camping in freezing conditions.



PURE³ ENERGY MANAGEMENT SYSTEM

- » More than 9,000 watt-hours of usable power (over 12,000 with optional energy pack)
- » Dedicated auxiliary alternator powered by the chassis engine
- » Includes 3,200-watt inverter and Bluetooth® control module



PLUMBING SYSTEM

- » Weather-protected waterlines and heated tanks for colder-weather camping
- » Water panel centralizes control valves, connection points and exterior wash station
- » Eco-Hot® water system conserves water and provides instant hot water



HVAC SYSTEM

- » Centralized panel location for all coach systems
- » Efficient Truma Combi® Eco Plus heating system runs off propane or electricity if available
- » Ultra-quiet Coleman®-Mach® 10 NDQ air conditioner with directional vents and built-in thermostat, conveniently operable using the smartphone app



Innovative Features Make The Most Of Every Square Inch

1. Cab

An inflatable bed, supported by the cab seats, can be deployed to comfortably accommodate overnight guests.

2. Dinette

The 59G and 59GL offer dinette seating with 3-point seat belts while all floorplans feature an adjustable, movable table.

3. Galley

The galley is fully equipped with a compressor-driven refrigerator, propane or induction cooktop, microwave or microwave/convection oven, and stainless steel sink set in the beautiful Corian® countertop.

4. Bedroom

The redesigned corner bed (59G and 59GL) is roomier and lighter, allowing easier access to the under-bed storage. The 59K and 59KL's Flex Bed system quickly converts to a larger bed, and also provides easy access to the below-bed passenger-side storage.

5. Wet Bath

The convenient wet bath includes a fold-down or stainless steel sink, Oxygenics® showerhead, toilet with foot pedal and sprayer, medicine cabinet and powered roof vent.

6. Rear Annex

The rear annex extends your living space and can be used for hanging wet gear or clothing, as an outdoor shower, an impromptu awning, or a myriad of other uses.



59G



59GL



59K



59KL

Dotted lines denote overhead storage areas. Blue dashed lines denote sleeping areas. Floorplans are representations only and are subject to change. Please contact a certified Winnebago dealer for more information.




With its advanced technology and long list of standard features, the Travato makes every trip more comfortable, more enjoyable and more memorable.



CAB SAFETY FEATURES

The Travato features the latest Ram ProMaster® safety features, including Crosswind Assist to provide more control in gusty conditions, and Blind Spot Monitoring to notify you when a vehicle has entered your blind spot.



SWING-ARM MOUNTED SWIVEL TABLE

The sleek pedestal in the lounge includes pop-up power outlet, RAM® Mount assist handle to securely attach a variety of electronics, making it the perfect mobile workspace.



WINNSLEEP SYSTEM

All floorplans feature our plush, cool and comfortable WinnSleep® system, combining a superior mattress with a European suspension system that increases comfort, relieves pressure and improves air circulation under the mattress.

WINNEBAGO TRAVATO / Specifications

WEIGHTS & MEASURES	59G	59GL	59K	59KL
Length	21'	21'	21'	21'
Exterior Height ¹	9'4"	9'4"	9'4"	9'4"
Exterior Width	6'9"	6'9"	6'9"	6'9"
Awning Length	13'	13'	13'	13'
Interior Height	6'3"	6'3"	6'3"	6'3"
Interior Width	6'2"	6'2"	6'2"	6'2"
Freshwater Tank Capacity ² (gal.)	18	18	18	18
Water Heater Capacity (gal.)	2.6*	2.6*	2.6*	2.6*
Holding Tank Capacity - Black/Gray ² (gal.)	11/14	11/14	12/13	12/12
LP Capacity ³ (lbs.)	25	25	25	25
Fuel Capacity (gal.)	24	24	24	24
GCWR ³ (lbs.)	12,000	12,000	12,000	12,000
GVWR (lbs.)	9,350	9,350	9,350	9,350
GAWR - Front (lbs.)	4,629	4,629	4,629	4,629
GAWR - Rear (lbs.)	5,291	5,291	5,291	5,291
Wheelbase	159"	159"	159"	159"
* Quick recovery Truma Combi™ water/coach heater system runs on LP and/or 110-volt electric (includes 2-850-watt heating elements)				

Chassis

Ram ProMaster® 280-hp, 3.6L V6 gas engine, 9-speed automatic transmission, 180-amp. alternator
4-wheel ABS brakes
Stylized aluminum wheels
Trailer hitch⁴ 3,500-lb. drawbar/350-lb. maximum vertical tongue weight
4-pin wiring connector

Cab Conveniences

Radio/Rearview monitor system 7" multimedia touchscreen infotainment center, steering wheel controls, color rear camera, Apple CarPlay,® Android Auto,™ Bluetooth® SiriusXM® JBL® speakers and USB ports
Cab seats armrests, adjustable lumbar support, adjustable headrest, and slide/swivel/recline
Airbags driver and passenger front, side curtain, side seat bolster
Cruise control
3-point seat belts
Electric power steering
Power mirrors w/defrost and turn signal
Power door locks w/remote
Power windows
12-volt powerpoints
Sunvisors
Front and cab window privacy panels
Carpet floor mat
Appliqué package
SuperSprings® SumoSprings® (front and rear)
Crosswind assist
Blind spot monitoring

Push button start
Traffic sign assist
Full-speed forward collision warning plus Pedestrian automatic emergency braking system
Post-collision braking

OPTIONAL EQUIPMENT

Cab seats w/Ultraleather® covering

Interior

24" HDTV and Bluetooth® soundbar
Amplified digital TV antenna
LED ceiling lights
Blackout cassette shades
Soft vinyl ceiling
Tinted coach windows
Systems monitor panel
Deluxe powered ventilator fan w/rain cover
Removable/adjustable table
Below floor storage
Anything Keeper™ drop down storage baskets
RAM® Tough-Track® mounts throughout
Reading lights
Roof wiring access port
Dinette seating w/3-point seat belts (59G, 59GL)
Insulated rear window zipper coverings
Pedestal w/pop-up outlets and mount for table
Gear bag pocket storage (59G, 59GL)

OPTIONAL EQUIPMENT

Dual-pane acrylic windows w/screen and blackout cassette shades
Woven floor mat
Front cab air mattress 30" x 65" w/support base, cordless pump, repair kit and storage bag

Galley

Corian® countertop
Flip-up countertop extension (59G, 59GL)
Microwave/convection oven w/touch controls (59K, 59KL)
Microwave oven w/touch controls (59G, 59GL)
2-burner range top w/glass cover and heat shield (59G, 59K)
Single burner induction cooktop (59GL, 59KL)
Single door compressor-driven refrigerator/freezer 12-volt (59K, 59KL)
Two-door compressor-driven refrigerator/freezer 12-volt (59G, 59GL)
Stainless steel sink w/Corian® cover
Cold water filtration system (galley)
Spice rack
Pull-out countertop extension (59K, 59KL)

Bath

Flexible showerhead
Medicine cabinet
Mirror
Fold-down sink (59K, 59KL)
Toilet w/foot pedal and sprayer
Shower curtain
Shower package w/showerpan
Shower w/wall surround (59G, 59GL)
Stainless steel sink (59G, 59GL)
Towel bar
Tissue holder
Sliding tambour bath door (59G, 59GL)
Two-piece sliding door (59K, 59KL)
Powered roof vent
Wardrobe cabinet (59K, 59KL)

Bedroom

Double bed w/WinnSleep® system and support leg/step (59G, 59GL)
Twin beds w/WinnSleep® system and storage below passenger side (59K, 59KL)
Flex Bed kit (59K, 59KL)

Exterior

Rod and privacy screen (provided for rear annex)
Rack mounted powered patio awning w/LED lighting and Bluetooth® control
Porch light w/interior switch
Driver's side service light
Assist bar w/integrated RAM® Tough-Track™ Mount (sliding entrance door)
Assist bar (rear entrance door)
Rear door latch convenience strap
Side screen door w/magnetic closures
Rear screen door
Aluminum running boards w/logoed tread, ground-effect lighting and pet loop attachment

Movable ladder
Luggage rack

OPTIONAL EQUIPMENT

Bike rack

Heating & Cooling System

Coleman®-Mach® 10 NDQ air conditioner w/directional vents, Bluetooth® control and built-in thermostat with auto mode
Truma Combi® Eco Plus Heating System w/two 850-watt heating elements

Electrical System

Pure³ Energy Management System (59GL, 59KL)
3-module lithium-ion energy pack, 3,200-watt inverter, Bluetooth® control module, energy pack heating system and a second dedicated alternator powered by the chassis engine
2,800-watt gas generator (59G, 59K)
AC/DC load center, 45-amp. converter/charger
Auxiliary start circuit
2 deep-cycle Group 31 batteries (59G, 59K) (AGM maintenance-free)
Coach battery disconnect system
Automatic dual-battery charge control
30-amp. power cord
Exterior TV jack
Exterior AC/DC receptacle
Energy Management System
215-watt solar panels w/charge controller, junction box and plugs for additional solar panels
1,000-watt pure sine wave inverter (59G, 59K)

OPTIONAL EQUIPMENT

Pure³ Energy Management System (59GL, 59KL)
4-module lithium-ion energy pack, 3,200-watt inverter, Bluetooth® control module, energy pack heating system and a second dedicated alternator powered by the chassis engine

Plumbing System

Eco-Hot® water system
LPG accessory connection (patio area)
Water center control panel includes all control valves, connection points and exterior wash station w/pump switch
10' sewer hose
Winterization Package w/labeling, water heater bypass valve and siphon tube
On-demand water pump
Permanent-mount LP tank w/gauge
Macerator pump (59G, 59GL gray tank only)
Holding tank flushing system
Heated drainage system

Safety

LP, smoke, and carbon monoxide detectors
Fire extinguisher
Ground fault interrupter
Fog lamps

Warranty⁵

12-month/24,000-mile basic warranty⁶

FOOTNOTES



- The height of each model is measured to the top of the tallest standard feature and is based on the curb weight of a typically equipped unit. The actual height of your vehicle may vary by several inches depending on chassis or equipment variations. Please contact your dealer for further information.
- Capacities are based on measurements prior to tank installation. Slight capacity variations can result due to installation applications.
- Capacities shown are tank manufacturer's listed water capacity (W.C.). Actual filled LP capacity is 80% of listing due to overfilling prevention device on tank.
- Actual towing capacity is dependent on your particular loading and towing circumstances which includes the GVWR, GAWR, and GCWR, as well as adequate trailer brakes. Please refer to the Operator's Manual of your vehicle for further towing information.
- See separate chassis warranty.
- See your dealer for complete warranty information.

NA Not Available


Not all items available in combination. See dealer for details.

Because features, specifications, equipment, and options may vary from those highlighted here, the buyer is responsible for confirming with the dealer the features, specifications, equipment, and options included on their specific vehicle. In addition, Winnebago's program of continuous product improvement may result in changes to vehicle specifications, equipment, model availability, and price without notice.

DECOR BLEU



WITH YOUR CHOICE OF CABINETRY



EXTERIORS



BRIGHT WHITE



BRIGHT WHITE DELUXE



BRIGHT SILVER



BRIGHT SILVER DELUXE



CERAMIC GRAY



CERAMIC GRAY DELUXE



SANDSTONE



SANDSTONE DELUXE

What do you need to know before you go?

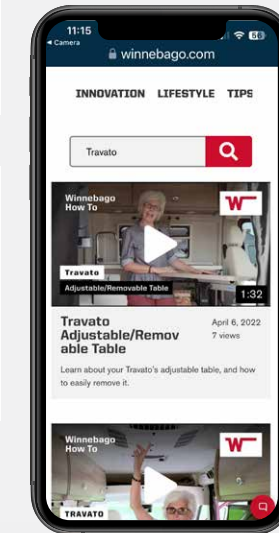
You'll find the answers to these and many more questions in the Travato Video Library, a collection of informative and how-to videos that explains pretty much everything you need to know about the Travato

From adjusting seats and lowering (or raising) the bed, to operating major systems, to plumbing and electrical basics — it's all here in the Travato Video Library.

Travato Video Library



Scan the QR code with your smartphone camera to access the Video Library and learn more about the Travato.





THE NEW TRAVATO

Redesigned for adventure seekers, the Winnebago® Travato® lets you roam freely without leaving home behind. Its sleek new style and improved heating and power ensure a comfortable journey, no matter where the road leads.

Gather Together

Gather with friends under the new, durable Bluetooth®-enabled patio awning with mood lighting for evenings. Inside, enjoy versatile lounge spaces with a 360° swivel table, perfect for dining, games, or conversation.

Extend Your Experience

The new gas-powered Truma Combi® G Comfort Plus delivers warm air and hot water from one appliance. For extended season camping, count on dedicated insulation, heated tanks and thermal window covers to block out the light and maintain an ideal interior climate.*



SmartPlug Shore Power

The new SmartPlug® Shore Power Connection offers easy plug-in, greater electrical contact, and maximum power transfer. Its multi-point lock, watertight seal, and LED indicator ensure a safer, more efficient setup.

Sleep Tight

The innovative WinnSleep® system combines a superior two-layer high density hygienic foam mattress with a European suspension system to increase comfort, relieve pressure and improve air circulation.

Style Upgrade

Refreshed from the inside out, the new Travato offers sleek new exterior options and modern interiors that offer stylish, comfortable spaces with premium finishes.

Compact Yet Versatile

Enjoy the comfort of your personal sanctuary on the road. The versatile Travato features a flexible galley, full wet bath, and living areas that adapt to your needs.

EXTERIORS

Other exteriors available. See website for more details.



CERAMIC GRAY



SANDSTONE



BRIGHT SILVER



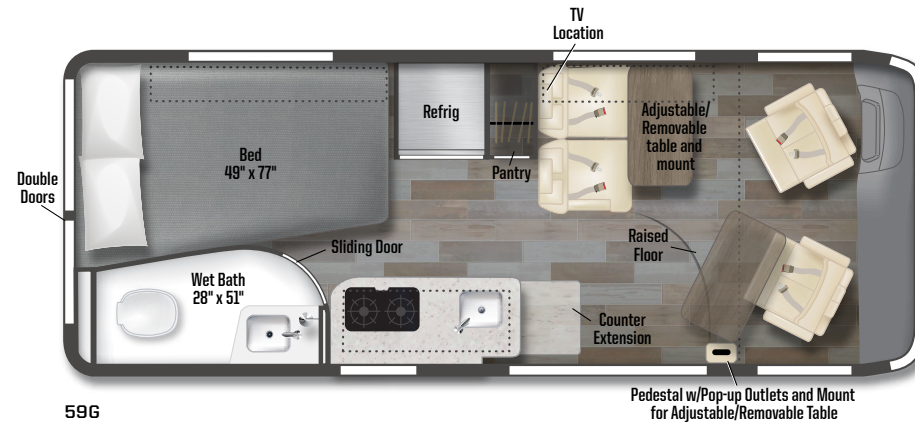
BRIGHT WHITE




Weights & Measurements

59G 59K

Exterior Length	21'	21'
Exterior Height	9'4"	9'4"
Exterior Width	6'9"	6'9"
Interior Height	6'3"	6'3"
Interior Width	6'2"	6'2"
Awning Length	13'	13'
Freshwater Tank Capacity (gal.)	18	18
Water Heater Capacity (gal.)	2.6	2.6
Holding Tank Capacity - Black (gal.)	11	12
Holding Tank Capacity - Gray (gal.)	14	13
LP Capacity (lbs)	25	25
Fuel Capacity (gal.)	24	24
GCWR (lbs.)	12,000	12,000
GVWR (lbs.)	9,350	9,350
GAWR - Front (lbs.)	4,629	4,629
GAWR - Rear (lbs.)	5,291	5,291
Wheelbase	159"	159"
Sleeps	2	2



59G




59K


Note: Dotted lines denote overhead storage areas. Floorplans are representations only and are subject to change. Please contact a certified Winnebago dealer for more information.

Décor

CASHMERE WITH WEATHERED TEAK II



CANYON WITH SOFT OAK



LEARN MORE ABOUT THE NEW TRAVATO

Winnebago's® continuing program of product improvement makes specifications, equipment, model availability, and prices subject to change without notice. Published content reflects the most current product information at the time of printing. Please consult your dealer for individual vehicle features and specifications.

*Winnebago recommends following the winter use guidelines and winterization procedures outlined in your owner's manual whenever camping in freezing conditions.