

**FAMILY OWNED AND RUGGEDLY INDEPENDENT**



# OUTDOORS RV



**MOUNTAIN**  
SERIES

**TITANIUM**  
SERIES

**TRAVEL TRAILERS AND 5<sup>TH</sup> WHEELS**



**DESIGNED FOR MOUNTAIN TOUGH FOUR SEASONS CAMPING**

# MOUNTAIN SERIES

The Mountain Series is our most versatile series! Designed for camping adventures in all climates and terrain (We combined our most popular features into this one series). These people love camping in all areas. (State & National Parks, National Forest, RV Resorts, KOA, BLM, Off-Grid, etc.)

Available in CreekSide, TimberRidge, & BlackStone Classes. Class names denote size and weight.  
Glacier Peak Class - 5th Wheel

Blackstone 250RDS



## High Desert

BlackStone 250RDS



## Western Sunrise

BlackStone 250RKS



## HIGHLIGHTED INTERIOR FEATURES:

### Kitchen

Single Basin Farm Sink w/ Protective Metal Basin Grid  
LG Solid Surface Countertops  
Sunken Range w/ Glass Front  
Glass Top Range, Knife Rack & Granite Designed Backsplash  
Bottom Mount Metal Sink w/ High Rise Pull Out Faucet  
Pot & Pan Drawer (Most Models)  
Residential Height Countertops  
Full Extension 100lb Metal Drawer Guides  
Hardwood Drawer Fronts (All Drawers)  
Privacy Black-Out Roll Shade w/ Wall Clips

### Living Room / Slide-Out / Dinette

Vaulted Radius Ceiling Providing Approx 5" of Add'l Headroom  
Dual Pane Living Room Skylight w/ Shade  
Ultra Leather Furniture & Dinette Seats  
12V Triple Charge Station (Charges ipads & Cell Phones)  
Mountain Dinette w/ Family XL Table  
XL Dinette Drawers  
XL Panoramic Slide-Out Windows  
LED Living Room TV  
Bluetooth DVD Sound System  
Privacy Black-Out Roll Shade w/ Wall Clips

### Bedroom

Mountain Comfort Mattress  
12V USB Ports by Both Night Stands  
Drawers Underneath Both Sides of Bed  
XL Bed Night Stands  
Plywood Bed Support w/ Bed Storage

### Bathroom

Porcelain Toilet  
USB Charging Port  
Convenient Water Pump Switch  
Shower Skylight (Extra Head Room)  
Privacy Black-Out Roll Shade w/ Wall Clips

## HIGHLIGHTED EXTERIOR FEATURES:

### Climate Designed 4 Seasons

Mountain Extreme Thermal Pane Windows  
Triple Layered Four Seasons Roof Insulation  
1" Thick Exterior Shower/Luggage Doors  
Thermal Insulated Skylights & Bedroom Vent  
XL Furnace (Extreme Camping Heat System)  
Unique Heated, Insulated Holding Tank Design  
Insulated Night Stands

### Built Tough Off Road Performance

12.3 Built Outdoors Tough Warranty  
Rugged 2" Bonded Aluminum Frame Walls (Every Wall)  
All Slide-Out Walls Bonded Aluminum Frame (Including Roof)  
Laminated Fiberglass Slide-Out Floor  
Custom Built Off Road Chassis  
Rugged Integrated A-Frame for Strength & Ground Clearance  
Protected Junction Box Behind Front Cross Member  
HD KYB Gas Shock Absorbers w/ XL Shock Plate  
Angle Iron Frame Shackle Supports  
Rugged Goodyear E Range 10 Ply Tires  
XL Armor Guard Protected Bumper  
Marine Grade Aluminum Entry Steps  
HD Big Tube Rear Ladder  
Rugged Rubber Diamond Plate Luggage Compartment Flooring  
Friction Hinge Wind Resistant Entry Door  
Metal Designed Slam Latch Luggage Doors

### Off Grid Camping Features

400 Watt Roof Mounted Solar System w/ 50 Amp MPPT Controller  
Progressive Dynamics 4 Stage Converter w/ Built-In Charge Wizard  
80 Gallon Fresh Water Capacity (Most Models)  
Battery Disconnect Switch Protected Inside Front Luggage Compartment  
No Boundaries Off Grid Solar Ready Roof Port for up To 600 Watts  
Door Side Portable Solar Port for up to 200 Watts  
Interior & Exterior Energy Saving LED Lights  
2 XL 30lb Propane Tanks

# TITANIUM SERIES

The Titanium Series is our Premium Trim Package that can be applied to all of the floorplans offered in the Mountain Series. If You are the person that loves the features of the premium trim levels in today's trucks (King Ranch, Denali, Laramie Longhorn, High Country, 1794) - then the Titanium Series is definitely for you.

Available in CreekSide, TimberRidge, & BlackStone Classes. Class names denote size & weight. Glacier Peak Class - 5th Wheel

Timber Ridge 26KVS



## Sandstone

BlackStone 250RDS



## Stone Basin

BlackStone 250RKS



# TITANIUM SERIES

## PREMIUM EXTERIOR FEATURES:

Ground Control TT Auto Leveling System  
Lamilux HD 4000 High Gloss Silver Fiberglass  
Silver Fiberglass Front Cap  
Sleek Design Frameless Thermal Pane Windows  
Frameless Window Entry Door w/ Black Out Privacy Shade  
Wireless Rear, Side(s) Turn Camera System  
Slide Topper Awnings - Where Applicable  
Chrome Door Locks  
Brushed Aluminum Grab Bar Handle  
Chrome Luggage Door Handles  
15K A/C  
Rear Back Up Lights  
Remote Camping Package  
(Inc: Slideouts, Awning, Outside Lights)

## PREMIUM INTERIOR FEATURES:

### Interior Features

Hardwood Window Valances  
Privacy Black Out Roll Shades  
Hardwood Slide Out Fascia(s)  
LG Solid Surface Tops (Galley, Lavy, Entertainment Center & Bed Nightstands)  
Hardwood Raised Panel Knotty Alder Cabinet Doors  
Mountain Lodge Interiors (Hardwood Throughout & All Leather Design)  
Living Room Coat Hooks on Hardwood (Select Models)

### Mountain Lodge Inspired Kitchen

Stainless Steel Sunken Range, Microwave & Range Hood  
Upgraded High Rise Kitchen Faucet

## HIGHLIGHTED FEATURES



Ground Control TT Auto Leveling



Lamilux HD 4000 Silver Fiberglass



Slide Topper Awning - Where Applicable



Wireless Rear Camera



Wireless Side Turn Cameras



Sleak Frameless Windows

### Mountain Lodge Bedroom

Premium Gel Infused Cooling Memory Foam Mattress  
Mountain Luxury Bedding (Plush Suede Bedspread w/ Accent Pillows)  
Individual Bedroom Reading Lights (Most Models)  
Underneath Cabinet Lighting (Most Models)  
Bedroom TV w/ DVD

### Mountain Lodge Bathroom

Undermount Metal Sink  
LG Solid Surface Top  
Upgraded Shower Head and Toilet Paper Holder  
Towel Hooks on Hardwood  
Lighted Makeup Mirror (Select Models)  
High Rise Metal Sink Faucet

**OUTDOORS RV**

MADE IN THE  
**OREGON**  
MOUNTAINS

Custom Built Cambered Off Road Chassis (USA Sourced Steel)

Heavy Duty Shackle Supports & Rugged  
A-Frame for Increased Ground Clearance

KYB Gas Monotube Shocks

- Up to 25% more control
- Tow ready
- Removes wheel hop
- Adds stability
- Off-Road capable

15" Rugged Mud Flaps

Heavy Duty Dexter Axles

Goodyear Endurance Tires  
(E Range 10 Ply, Made in the USA)



**OUTDOORS RV**

Here at the factory in the mountains of Eastern Oregon we know what it's like to camp 15 miles down the back-country dirt road as we are surrounded by mountains on all sides! Some of the most pristine / secluded camp sites are in places just like this! We wanted our customers to be able to enjoy these places just like we do, that's why we put so much effort in design underneath the RV looking at the dirt!


### Standard Off-Road X4 Suspension Package

- HD KYB Gas Shocks w/ XL Shock Plate
- Alltrek CRE 4000 Suspension (4" additional Vertical Travel)
- MorRyde Shackle Kit (Upgraded Bronze Bushings & 7 Grease Fittings)



# EQUIPPED FOR EXTREMES

**STANDARD!**



**Thermal Insulated  
Bedroom Ceiling Vent**



**Exterior Shower Insulated  
by 1" Thick Thermal Insulated  
Luggage Door**



**15% Larger XL Furnace  
(Extreme Camping Heat System)**



**"Mountain Extreme"  
Thermal Pane Windows**



**Triple Layered Four Seasons  
Roof Insulation**



**Fully Enclosed Front to Back  
Heated & Insulated Underbelly /  
Mountain Floor Insulation**



**1" Thick Thermal Insulated  
Luggage Door Compartments**



**Insulated Nightstands**

**Designed for  
Mountain  
States &  
Western  
Canada**



**Reflective Insulation Blanket Applied to Roof, Slide-Out Floor,  
Entire Underbelly, Additional Wrap Around Holding Tanks**



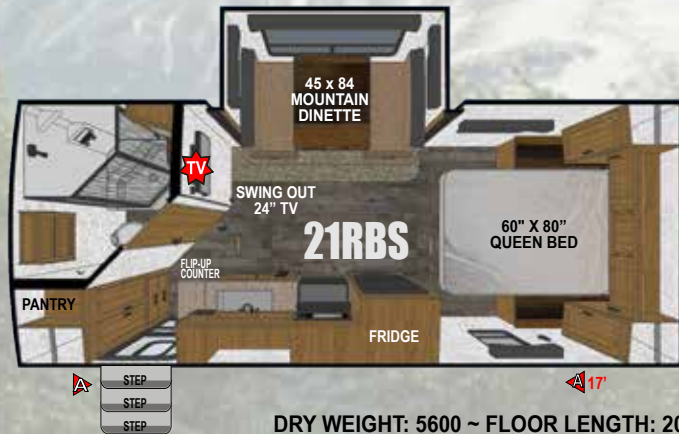
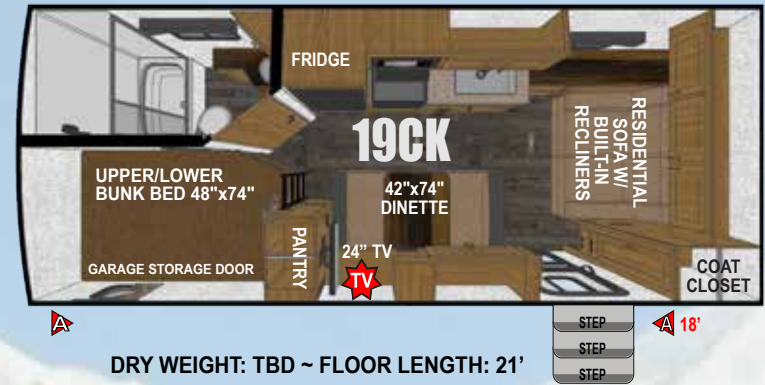
**OUTDOORS RV  
MOUNTAIN TOUGH CAMPING**

*\*materials, designs, and specifications are subject to change without notice*

# CREEK SIDE CLASS



COMPACT DESIGN FOR  
LIGHT-DUTY TOW VEHICLES  
& SMALLER CAMPSITES.  
FIBERGLASS FRONT CAP

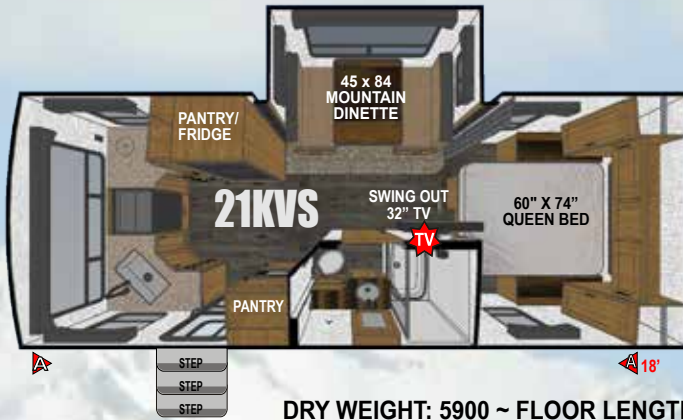




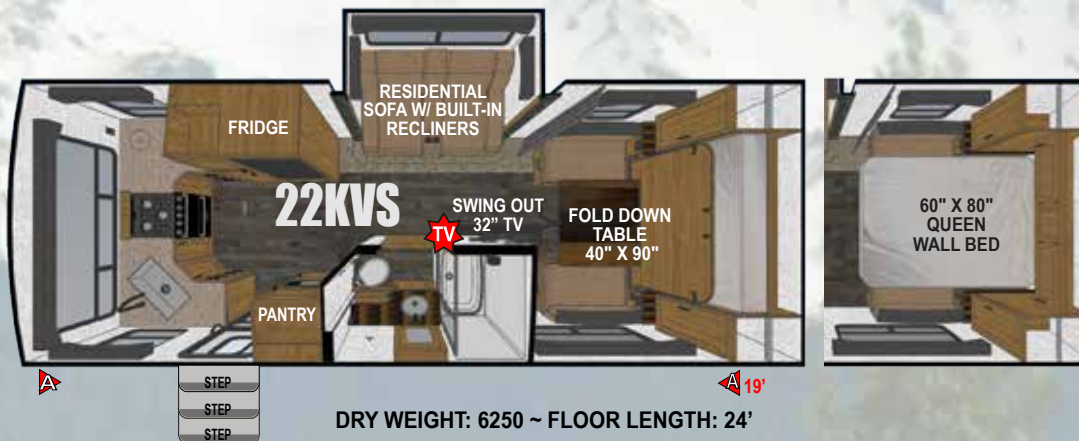
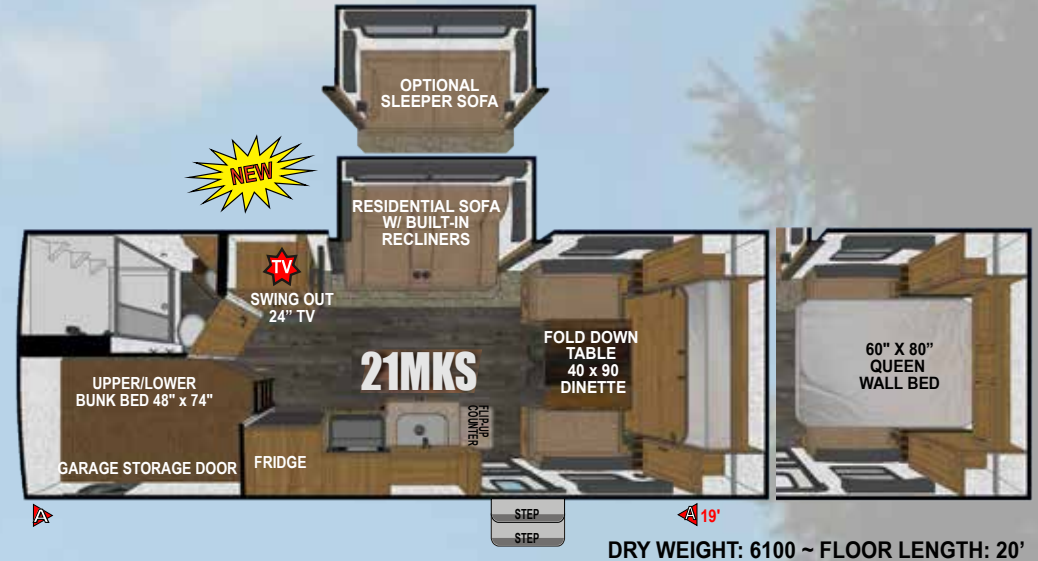
ALL MODELS AVAILABLE  
IN BOTH MOUNTAIN AND  
TITANIUM SERIES



FLOOR LENGTH  
FROM 19FT  
TO 21FT



DEALER STOCK ONLY



Indicates locations for living room 12v TV's and bedroom TV prep

Awning Length

# TIMBER RIDGE CLASS

DESIGNED w/ RUGGED 8" CHASSIS, 5100 LB AXLES,  
XL GROUND CLEARANCE, FIBERGLASS FRONT CAP,  
10 GALLON WATER HEATER, & XL (10 Cu FT) FRIDGE.



DRY WEIGHT: 6300 ~ FLOOR LENGTH: 22'



DRY WEIGHT: 6775 ~ FLOOR LENGTH: 24'



DRY WEIGHT: 6775 ~ FLOOR LENGTH: 24'

**ALL MODELS AVAILABLE  
IN BOTH MOUNTAIN AND  
TITANIUM SERIES  
16" E RATED TIRES STANDARD**

**DRY WEIGHTS FROM  
6000 TO 7750 LBS**

**FLOOR LENGTH  
FROM 22FT TO 28FT**



**DRY WEIGHT: 6800 ~ FLOOR LENGTH: 24'**

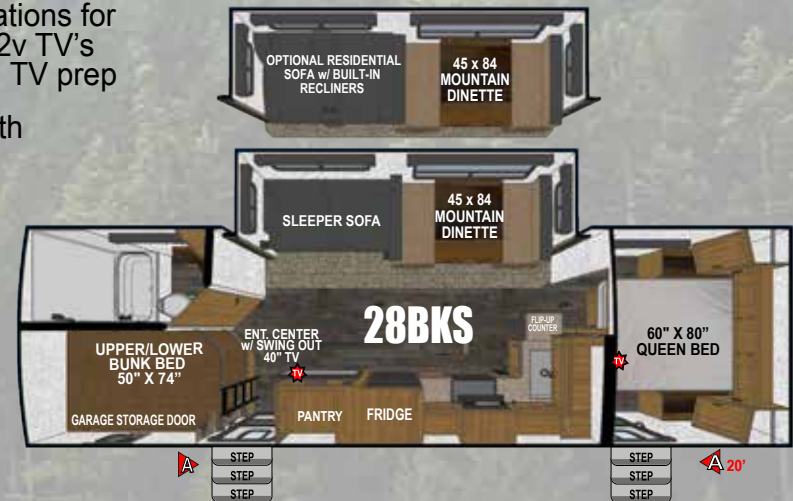


**DRY WEIGHT: 7100 ~ FLOOR LENGTH: 27'**



**DRY WEIGHT: 7200 ~ FLOOR LENGTH: 27'**

**TV** Indicates locations for living room 12v TV's and bedroom TV prep  
**A** Awning Length



**DRY WEIGHT: 7495 ~ FLOOR LENGTH: 28'**





# GLACIER PEAK

5<sup>TH</sup> WHEEL CLASS

AVAILABLE IN  
BOTH MOUNTAIN  
AND TITANIUM SERIES

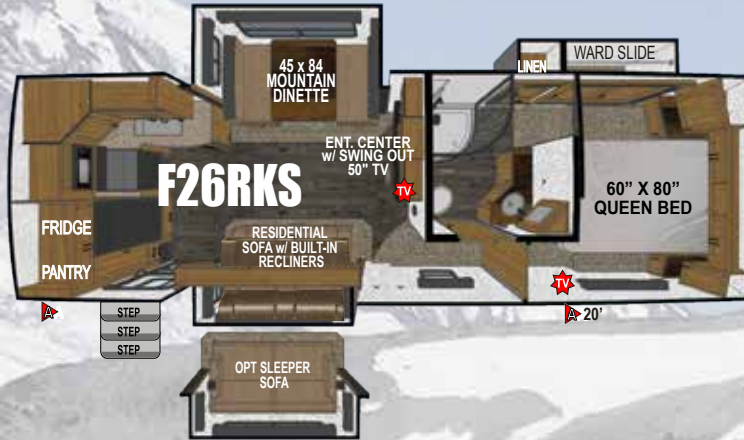
Glacier Peak F26RKS  
**Mountain Series**



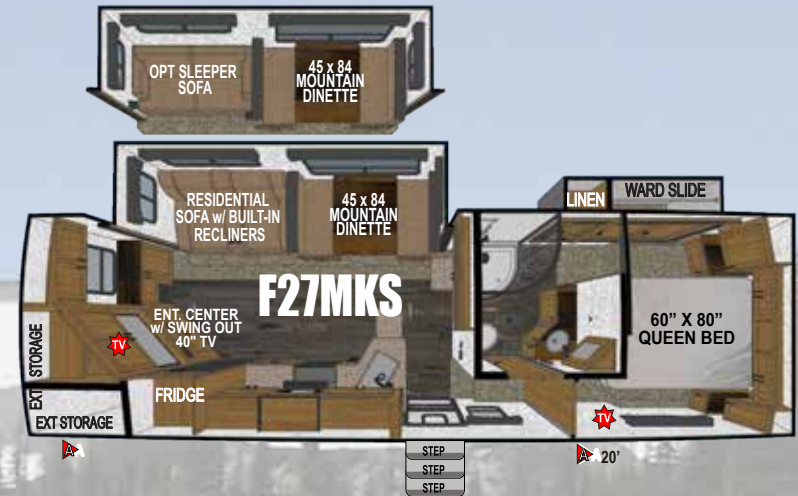
**Titanium Series**  
Sandstone Interior Color



**DESIGNED w/ RUGGED 8" CHASSIS, 6000 LB AXLES, XL GROUND CLEARANCE, 16" E RATED TIRES, 50 AMP SERVICE, AUTO LEVELING SYSTEM, 10 GALLON WATER HEATER, XL FRIDGE (10 CU FT) & 15K A/C**

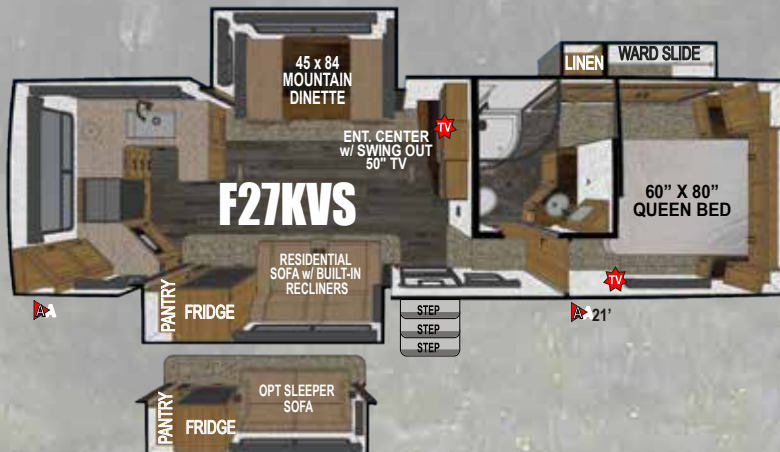


**DRY WEIGHT: 9500 ~ FLOOR LENGTH: 27'**

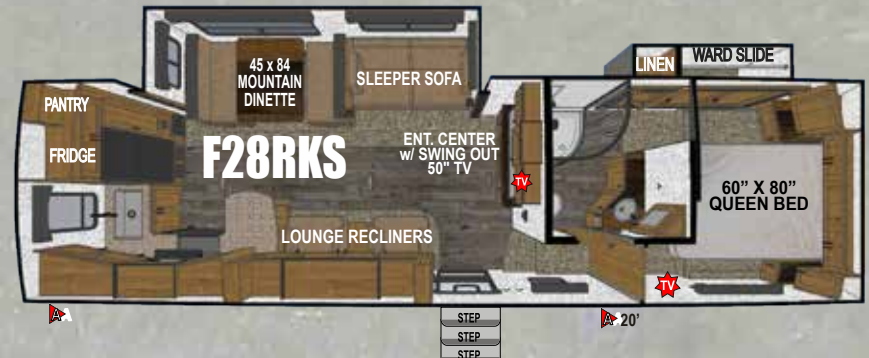


**DRY WEIGHT: 9875 ~ FLOOR LENGTH: 29'**

 Indicates locations for living room 12v TV's and bedroom TV prep  
 Awning Length



**DRY WEIGHT: 9995 ~ FLOOR LENGTH: 29'**



**DRY WEIGHT: 10300 ~ FLOOR LENGTH: 31'**

# LET YOUR OUTDOOR ADVENTURE BEGIN...

## MOUNTAIN & TITANIUM SERIES

Model	COMPACT DESIGN CREEKSIDE CLASS <small>Compact Design For Light Duty Tow Vehicles &amp; Smaller Campsites</small>						SINGLE SLIDE OUTS - 6,000-7,750 LBS TIMBERIDGE CLASS <small>Designed With Rugged 8" Chassis, 5100 Lb Axles, XL Ground Clearance, Fiberglass Front Cap</small>							MULTIPLE SLIDE OUTS OVER 7,000 LBS BLACKSTONE CLASS <small>Designed With Rugged 8" Chassis, 5200 Lb Axles, XL Ground Clearance, Fiberglass Front Cap</small>						5TH WHEEL CLASS <small>Designed With 16" Goodyear Tires. Auto-Leveling / 50 Amp</small>			
	19CK	19MKS	21RBS	21KVS	21MKS	22KVS	22FQS	24RLS	24RKS	24BKS	25RDS	26KVS	28BKS	250RKS	250RDS	260KVS	260KRS	280RKS	280KVS	F26RKS	F27MKS	F27KVS	F28RKS
Full Featured Dry Weight (lbs)***	5450	5650	5600	5900	6100	6250	6300	6775	6775	6800	7100	7200	7495	7500	7300	7850	7800	8210	8400	9500	9875	9995	10300
Length (Hitch to Back of Ladder)	24'8"	24'1"	24'10"	25'10"	26'9"	26'11"	26'8"	28'8"	28'8"	28'10"	31'2"	31'2"	32'8"	31'2"	32'3"	32'2"	32'4"	34'11"	34'11"	30'6"	32'0"	32'9"	34'8"
Fresh Water Capacity (gal)	78	78	78	78	78	78	80	80	80	80	80	80	80	80	80	80	80	80	80	80	80	80	80
Water Heater Capacity (gal)	6	6	6	6	6	6	10	10	10	10	10	10	10	10	10	10	10	10	10	10	10	10	10
Goodyear Tire Size (load range)	ST225	ST225	ST225	ST225	ST225	ST225	ST235/80 16E	ST235/80 16E	ST235/80 16E	ST235/80 16E	ST235/80 16E	ST235/80 16E	ST235/80 16E	ST235	ST235	ST235	ST235	ST235	ST235	ST235	ST235	ST235	ST235
	75 15E	75 15E	75 15E	75 15E	75 15E	75 15E	5100 (2)	5100 (2)	5100 (2)	5100 (2)	5100 (2)	5100 (2)	5100 (2)	5200 (2)	5200 (2)	5200 (2)	5200 (2)	5200 (2)	5200 (2)	6000 (2)	6000 (2)	6000 (2)	6000 (2)
Heavy Duty 5 Lug Axles (lbs)	4000 (2)	4000 (2)	4000 (2)	4000 (2)	4000 (2)	5100 (2)	400	400	400	400	400	400	400	400	400	400	400	400	400	400	400	400	400
Heavy Duty 6 Lug Axles (lbs)							Up To 200	Up To 200	Up To 200	Up To 200	Up To 200	Up To 200	Up To 200	Up To 200	Up To 200	Up To 200	Up To 200	Up To 200	Up To 200	Up To 200	Up To 200	Up To 200	Up To 200
FSI Off Grid Solar Standard (Watt)	400	400	400	400	400	400	35K	35K	35K	35K	35K	35K	35K	35K	35K	35K	35K	35K	35K	35K	35K	35K	35K
Exterior Portable Solar Port (Watts)	Up To 200	Up To 200	Up To 200	Up To 200	Up To 200	Up To 200	XL (10)	XL (10)	XL (10)	XL (10)	XL (10)	XL (10)	XL (10)	XL (10)	XL (10)	XL (10)	XL (10)	XL (10)	XL (10)	XL (10)	XL (10)	XL (10)	XL (10)
Climate Designed Furnace	25K	25K	25K	25K	25K	25K	117"	117"	117"	117"	117"	117"	117"	117"	117"	117"	117"	117"	117"	13'0"	13'0"	13'0"	13'0"
12v Off Grid Fridge Size	XL (8)	XL (8)	XL (8)	XL (8)	XL (8)	XL (8)	6'11"	6'11"	6'11"	6'11"	6'11"	6'11"	6'11"	6'11"	6'11"	6'11"	6'11"	6'11"	6'11"	8'3"	8'3"	8'3"	8'3"
Height (including A/C)	11'4"	11'4"	11'4"	11'4"	11'4"	11'4"	8'	8'	8'	8'	8'	8'	8'	8'	8'	8'	8'	8'	8'	8'	8'	8'	8'
Interior Height	6'11"	6'11"	6'11"	6'11"	6'11"	6'11"	NA	NA	NA	NA	NA	NA	NA	OPT.	OPT.	OPT.	OPT.	OPT.	STD.	STD.	STD.	STD.	
Exterior Width****	8'	8'	8'	8'	8'	8'	60	60	60	60	60	60	60	60	60	60	60	60	60	60	60	60	60
50 Amp Service	NA	NA	NA	NA	NA	NA	50	50	40/40	40/40	50	40/40	40/40	40/40	50	50	50	50	50	40/40	40/40	40/40	40/40
Propane Capacity (lbs)	60	60	60	60	60	60	40	40	40	40	40	40	40	50	50	50	50	50	50	50	50	50	50
Grey Water Holding Tank (gal)	40	50	50	40/40	50	40	3695	3220	3220	3195	2895	2795	2500	3500	3700	3150	3200	2790	2600	3495	3120	3000	2695
Black Water Holding Tank (gal)	40	40	40	40	40	40	700	850	800	850	720	770	875	780	820	850	825	805	995	2100	2135	2150	2475
Cargo Carrying Capacity (lbs)***	2800	2600	2650	2350	2150	2500	9995	9995	9995	9995	9995	9995	9995	11000	11000	11000	11000	11000	11000	12995	12995	12995	12995
Hitch Dry Weight (lbs)***	650	650	650	670	650	850																	
Maximum Trailer Weight (lbs)	8250	8250	8250	8250	8250	8750																	
<b>Titanium Series</b>																							
Full Featured Dry Weight (Approx. lbs)	5900	6130	6080	6380	6580	6700	6780	7255	7255	7280	7580	7680	7975	7980	7780	8330	8280	8690	8880	9775	10150	10270	10575

\*\*Prices, materials, designs and specifications are subject to change without notice.  
 \*\*\*The posted weights above do not account for water, propane, batteries or factory installed options  
 \*\*\*\*Approx. trailer width of wall to wall measurement

Outdoors RV encourages our customers to support the communities they live in and their local Outdoors RV Dealer

Please check out our website,  
[www.outdoorsrvmf.com](http://www.outdoorsrvmf.com)  
 for standard/optioinal features,  
 product videos, photo galleries &  
 the most current product information

Your Local Outdoors RV Dealer is:



Dec 2024 - Product information is accurate as of the date of publication of this brochure. Outdoors RV is continuously improving product design features, materials, components and these items are subject to change without notice or obligation to Outdoors RV.