



GLACIER



2025 GLACIER MODELS

GLACIER



BUILT FOR ADVENTURE!

GLACIER ICE HOUSES ARE MADE BY A WORK-FORCE OF SKILLED CRAFTSMAN IN MINNESOTA, COLLECTIVELY DEDICATED TO PRODUCING THE HIGHEST QUALITY AND MOST INNOVATIVE ICE HOUSES ON THE MARKET.

OUR GOAL, IS TO BUILD ONLY THE HIGHEST QUALITY ICE HOUSES/RVS, CONSTRUCTED OF PREMIUM MATERIALS THAT WILL PROVIDE LASTING VALUE AND YEARS OF TROUBLE-FREE SERVICE.

WE KNOW THAT OUR ICE HOUSES WILL BE SUBJECTED TO HEAVY SNOW LOADS AND ENDLESS "MELT AND FREEZE" CYCLES THAT CAN CAUSE INFERIOR ROOFING SYSTEMS TO LEAK.

THAT'S WHY, ALL GLACIER ICE HOUSES ARE CONSTRUCTED WITH THE MOST RELIABLE TRUSSED ROOFING SYSTEM ON THE MARKET TODAY.

ALL GLACIER ICE HOUSES FEATURE A WEATHER-SEALED, SEAMLESS RUBBER, TRUSSED ROOF. CONSTRUCTED OF 3/8 INCH PLYWOOD.

ONCE YOU COMPARE A GLACIER ICE HOUSE TO THE COMPETITION, WE'RE CONFIDENT, YOU'LL AGREE THAT A GLACIER ICE HOUSE IS...

THE ULTIMATE WAY TO PLAY FOR ALL SEASONS!



BUILT WITH STRENGTH.



THE GLACIER DIFFERENCE

RADIANT BARRIER

WE'RE COMMITTED TO BUILDING AN ICE HOUSE THAT WILL BE WARM, COMFORTABLE AND EFFICIENT TO HEAT, NO MATTER WHAT MOTHER NATURE THROWS YOUR WAY!

HAND CRANK SYSTEM

AT GLACIER, WE USE A 1-3/4" STRAP THAT CARRIES A 6000 LB CAPACITY, THAT WILL NOT RUST VS A STEEL CABLE WITH A 1200 LB CAPACITY.

RV WINDOWS

RV-GRADE WINDOWS PROVIDE A CLEANER, MORE AESTHETICALLY PLEASING LOOK AND OFFERS A TIGHTER WEATHER SEAL THAT GREATLY IMPROVES THE OVER ALL EFFICIENCY.

J-CHANNEL TRIM

WE KNOW THAT TO BUILD THE INDUSTRY'S BEST ICE HOUSE, WE NEED TO ENGINEER INNOVATIVE SOLUTIONS THAT FIX LONG-STANDING DESIGN ISSUES THAT CURRENTLY PLAGUE THE COMPETITION.

LED LIGHTING

COMPARE GLACIER'S MAINTENANCE-FREE LED INTERIOR AND EXTERIOR LIGHTING TO THE COMPETITION. YOU WILL SEE THAT, THE ENERGY EFFICIENCY, BRIGHTNESS AND LONGEVITY HAS NO SUBSTITUTE.

ALL CEDAR CABINETRY

GLACIER USES THE HIGHEST QUALITY, INLAND RED CEDAR, FROM THE EASTERN SLOPES OF THE ROCKIES IN IDAHO. ALL THE CEDAR IS KILN DRIED TO GLACIER'S SPECS FOR DURABILITY AND CONSISTENCY IN THE USE OF THE PRODUCT.

GLACIER TRUSSED

GLACIER ICE HOUSES ARE CONSTRUCTED WITH THE STRONGEST AND MOST RELIABLE TRUSSED ROOFING SYSTEM ON THE MARKET TODAY.

FIT & FINISH

OUR GOAL IS TO FOCUS ON ATTENTION TO DETAIL. THIS ALLOWS US TO CREATE THE HIGHEST QUALITY ICE HOUSE ON THE MARKET.

AXLE DESIGN

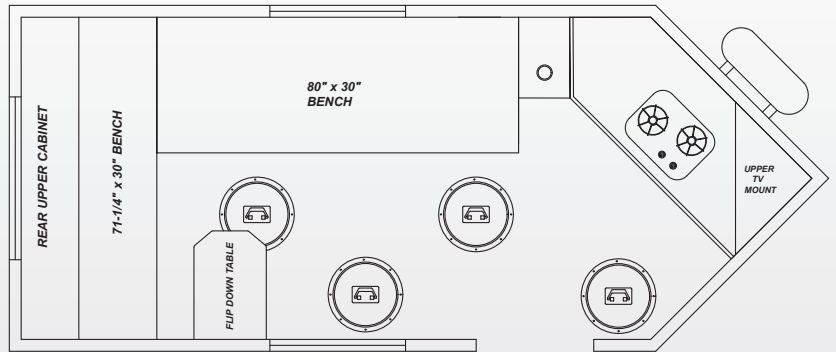
WE ENGINEERED A STRONGER, MORE RESILIENT TRAILER CHASSIS CAPABLE OF HANDLING HEAVIER LOADS THAN THE COMPETITION.

GLACIER SERIES



NEW FLOOR PLAN!!

12BH



STANDARD FEATURES

1 PIECE SEAMLESS ROOF
 1 YEAR WARRANTY
 2 BURNER COOK TOP
 20K BTU FORCED AIR FURNACE
 3/4" MARINE GRADE PLYWOOD DECKING
 (2) 30LB PROPANE TANKS
 30FT POWER CORD
 A/C PREP
 AM/FM BLUETOOTH RADIO
 BATTERY DISCONNECT
 BLACK DIAMOND PLATE FRONT NOSE
 BLACK LUG NUTS
 BLINDS
 BUNK BED SAFETY RAIL
 BUNK LADDER
 MAPLE HUNTER SHAKER STYLE CABINET DOORS

CABLE TV PREP
 CARPET
 PANEL INTERIOR WALLS
 GS TRAILER FRAME
 CO & LP DETECTORS
 DEAD BOLT LOCK
 DIGITAL THERMOSTAT
 DOOR STRUT
 DUAL PANE WINDOWS
 EXTERIOR ROOF CORNER CAPS
 EZ LUBE AXLES
 GLACIER ENTRY MAT
 HAND CRANK W/ 1-3/4" STRAPS
 UPDATED GRAPHICS PACKAGE
 BLACK 9" ACCENT SIDING AT ROOF
 LINE AND ABOVE DIAMOND PLATE

LED EXTERIOR INDICATOR LIGHTING
 LED GLASS CABINET DOOR
 LED ICE HOLE LIGHTS
 LED INTERIOR LIGHTING
 LED SPEAKERS
 NETTING STORAGE
 PORCH LIGHT
 RIDE DAMPENING MULTI-LEAF SUSPENSION
 SELF EDGE COUNTER TOPS
 SIDE SHELF
 SIDE TABLE
 SMOKE DETECTOR
 STANDARD USB PORTS
 TRUSSED ROOF
 TV ANTENNA W/ HDMI HOOK UPS
 EXTERIOR OUTLET BY PROPANE TANKS

MODEL	SIZE	WEIGHT	HITCH WEIGHT	GVWR	SLEEPS	RECEIVER HITCH	AXLES	R-VALUE
12BH	6.5' X 12'	2680	195	2990	2	2"	1	R-16



**PROUDLY MADE
 IN THE U.S.A!**



STANDARD FEATURES

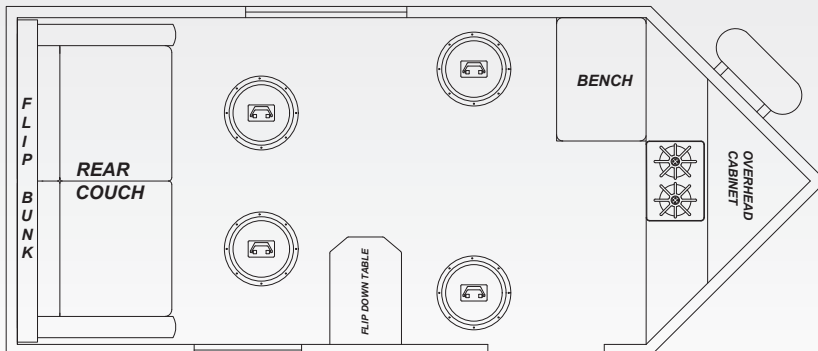
1 PIECE SEAMLESS ROOF
 1 YEAR WARRANTY
 2 BURNER COOK TOP
 20K BTU FORCED AIR FURNACE
 3/4" MARINE GRADE PLYWOOD DECKING
 (2) 30LB PROPANE TANKS
 30FT POWER CORD
 A/C PREP
 AM/FM BLUETOOTH RADIO
 BATTERY DISCONNECT
 BLACK DIAMOND PLATE FRONT NOSE
 BLACK LUG NUTS
 BLINDS
 BUNK BED SAFETY RAIL
 BUNK LADDER
 MAPLE HUNTER SHAKER STYLE CABINET DOORS

CABLE TV PREP
 CARPET
 PANEL INTERIOR WALLS
 GS TRAILER FRAME
 CO & LP DETECTORS
 DEAD BOLT LOCK
 DIGITAL THERMOSTAT
 DOOR STRUT
 DUAL PANE WINDOWS
 EXTERIOR ROOF CORNER CAPS
 EZ LUBE AXLES
 GLACIER ENTRY MAT
 HAND CRANK W/ 1-3/4" STRAPS
 UPDATED GRAPHICS PACKAGE
 BLACK 9" ACCENT SIDING AT ROOF
 LINE AND ABOVE DIAMOND PLATE

LED EXTERIOR INDICATOR LIGHTING
 LED GLASS CABINET DOOR
 LED ICE HOLE LIGHTS
 LED INTERIOR LIGHTING
 LED SPEAKERS
 NETTING STORAGE
 PORCH LIGHT
 RIDE DAMPENING MULTI-LEAF SUSPENSION
 SELF EDGE COUNTER TOPS
 SIDE SHELF
 SIDE TABLE
 SMOKE DETECTOR
 STANDARD USB PORTS
 TRUSSED ROOF
 TV ANTENNA W/ HDMI HOOK UPS
 EXTERIOR OUTLET BY PROPANE TANKS

MODEL	SIZE	WEIGHT	HITCH WEIGHT	GVWR	SLEEPS	RECEIVER HITCH	AXLES	R-VALUE
12RC	6.5' X 12'	2680	195	2990	2	2"	1	R-16

12RC

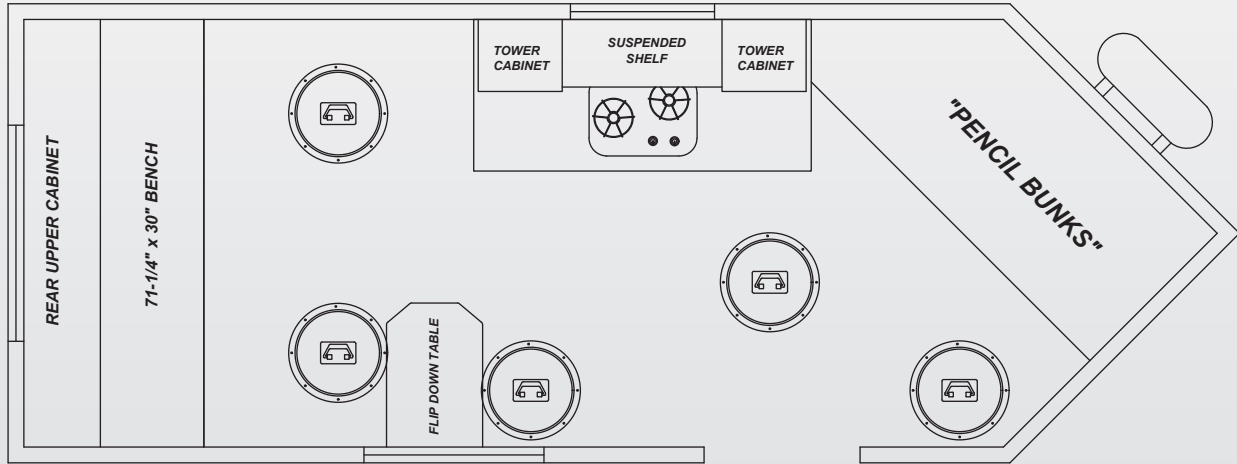


**PROUDLY MADE
IN THE U.S.A!**

NEW FLOOR PLAN!!



14 PB



STANDARD FEATURES

- I PIECE SEAMLESS ROOF
- 1 YEAR WARRANTY
- 2 BURNER COOK TOP
- 20K BTU FORCED AIR FURNACE
- 3/4" MARINE GRADE PLYWOOD DECKING
- (2) 30LB PROPANE TANKS
- 30FT POWER CORD
- A/C PREP
- AM/FM BLUETOOTH RADIO
- BATTERY DISCONNECT
- BLACK DIAMOND PLATE FRONT NOSE
- BLACK LUG NUTS
- BLINDS
- BUNK BED SAFETY RAIL
- BUNK LADDER
- MAPLE HUNTER SHAKER STYLE CABINET DOORS
- CABLE TV PREP
- CARPET
- PANEL INTERIOR WALLS
- GS TRAILER FRAME
- CO & LP DETECTORS
- DEAD BOLT LOCK
- DIGITAL THERMOSTAT
- DOOR STRUT
- DUAL PANE WINDOWS
- EXTERIOR ROOF CORNER CAPS
- EZ LUBE AXLES
- GLACIER ENTRY MAT
- HAND CRANK W/ 1-3/4" STRAPS
- UPDATED GRAPHICS PACKAGE
- BLACK 9" ACCENT SIDING AT ROOF
- LINE AND ABOVE DIAMOND PLATE
- LED EXTERIOR INDICATOR LIGHTING
- LED GLASS CABINET DOOR
- LED ICE HOLE LIGHTS
- LED INTERIOR LIGHTING
- LED SPEAKERS
- NETTING STORAGE
- PORCH LIGHT
- RIDE DAMPENING MULTI-LEAF SUSPENSION
- SELF EDGE COUNTER TOPS
- SIDE SHELF
- SIDE TABLE
- SMOKE DETECTOR
- STANDARD USB PORTS
- TRUSSED ROOF
- TV ANTENNA W/ HDMI HOOK UPS
- EXTERIOR OUTLET BY PROPANE TANKS

MODEL	SIZE	WEIGHT	HITCH WEIGHT	GVWR	SLEEPS	RECEIVER HITCH	AXLES	R-VALUE
14PB	6.5' X 14'	2840	290	2990	3	2"	1	R-16

**PROUDLY MADE
IN THE U.S.A!**



STANDARD FEATURES

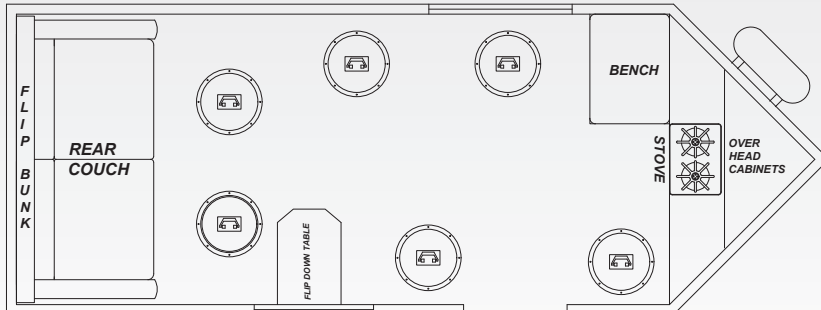
1 PIECE SEAMLESS ROOF
 1 YEAR WARRANTY
 2 BURNER COOK TOP
 20K BTU FORCED AIR FURNACE
 3/4" MARINE GRADE PLYWOOD DECKING
 (2) 30LB PROPANE TANKS
 30FT POWER CORD
 A/C PREP
 AM/FM BLUETOOTH RADIO
 BATTERY DISCONNECT
 BLACK DIAMOND PLATE FRONT NOSE
 BLACK LUG NUTS
 BLINDS
 BUNK BED SAFETY RAIL
 BUNK LADDER
 MAPLE HUNTER SHAKER STYLE CABINET DOORS

CABLE TV PREP
 CARPET
 PANEL INTERIOR WALLS
 GS TRAILER FRAME
 CO & LP DETECTORS
 DEAD BOLT LOCK
 DIGITAL THERMOSTAT
 DOOR STRUT
 DUAL PANE WINDOWS
 EXTERIOR ROOF CORNER CAPS
 EZ LUBE AXLES
 GLACIER ENTRY MAT
 HAND CRANK W/ 1-3/4" STRAPS
 UPDATED GRAPHICS PACKAGE
 BLACK 9" ACCENT SIDING AT ROOF
 LINE AND ABOVE DIAMOND PLATE

LED EXTERIOR INDICATOR LIGHTING
 LED GLASS CABINET DOOR
 LED ICE HOLE LIGHTS
 LED INTERIOR LIGHTING
 LED SPEAKERS
 NETTING STORAGE
 PORCH LIGHT
 RIDE DAMPENING MULTI-LEAF SUSPENSION
 SELF EDGE COUNTER TOPS
 SIDE SHELF
 SIDE TABLE
 SMOKE DETECTOR
 STANDARD USB PORTS
 TRUSSED ROOF
 TV ANTENNA W/ HDMI HOOK UPS
 EXTERIOR OUTLET BY PROPANE TANKS

MODEL	SIZE	WEIGHT	HITCH WEIGHT	GVWR	SLEEPS	RECEIVER HITCH	AXLES	R-VALUE
14RC	6.5' X 14'	2840	290	2990	2	2"	1	R-16

14RC

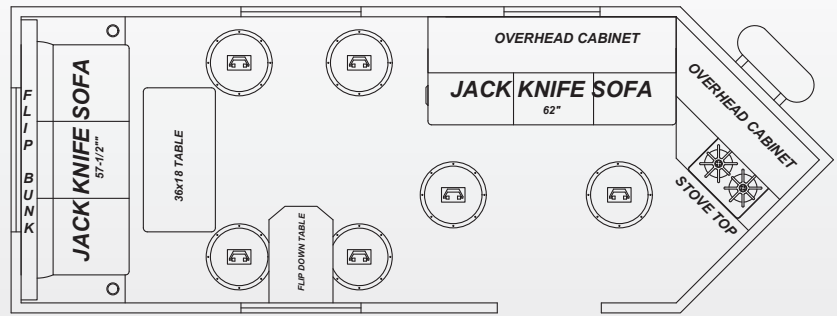


**PROUDLY MADE
IN THE U.S.A!**



**PROUDLY MADE
IN THE U.S.A!**

14RJ



STANDARD FEATURES

- I PIECE SEAMLESS ROOF
- 1 YEAR WARRANTY
- 2 BURNER COOK TOP
- 20K BTU FORCED AIR FURNACE
- 3/4" MARINE GRADE PLYWOOD DECKING
- (2) 30LB PROPANE TANKS
- 30FT POWER CORD
- A/C PREP
- AM/FM BLUETOOTH RADIO
- BATTERY DISCONNECT
- BLACK DIAMOND PLATE FRONT NOSE
- BLACK LUG NUTS
- BLINDS
- BUNK BED SAFETY RAIL
- BUNK LADDER
- MAPLE HUNTER SHAKER STYLE CABINET DOORS
- CABLE TV PREP
- CARPET
- PANEL INTERIOR WALLS
- GS TRAILER FRAME
- CO & LP DETECTORS
- DEAD BOLT LOCK
- DIGITAL THERMOSTAT
- DOOR STRUT
- DUAL PANE WINDOWS
- EXTERIOR ROOF CORNER CAPS
- EZ LUBE AXLES
- GLACIER ENTRY MAT
- HAND CRANK W/ 1-3/4" STRAPS
- UPDATED GRAPHICS PACKAGE
- BLACK 9" ACCENT SIDING AT ROOF LINE AND ABOVE DIAMOND PLATE
- LED EXTERIOR INDICATOR LIGHTING
- LED GLASS CABINET DOOR
- LED ICE HOLE LIGHTS
- LED INTERIOR LIGHTING
- LED SPEAKERS
- NETTING STORAGE
- PORCH LIGHT
- RIDE DAMPENING MULTI-LEAF SUSPENSION
- SELF EDGE COUNTER TOPS
- SIDE SHELF
- SIDE TABLE
- SMOKE DETECTOR
- STANDARD USB PORTS
- TRUSSED ROOF
- TV ANTENNA W/ HDMI HOOK UPS
- EXTERIOR OUTLET BY PROPANE TANKS

MODEL	SIZE	WEIGHT	HITCH WEIGHT	GVWR	SLEEPS	RECEIVER HITCH	AXLES	R-VALUE
14RJ	6.5' X 14'	2815	290	2990	2	2"	1	R-16



*REAR DINETTE OPTION

GLACIER



STANDARD FEATURES

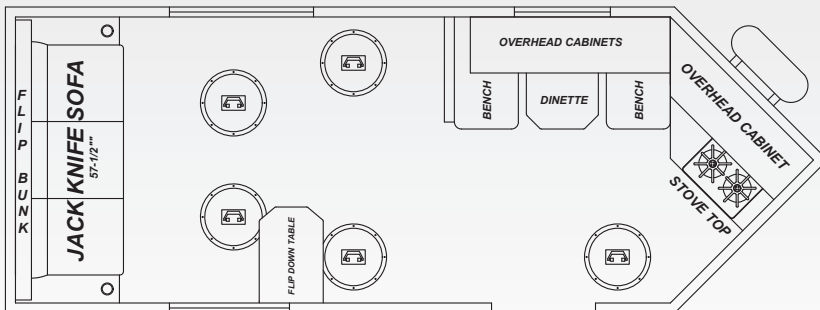
1 PIECE SEAMLESS ROOF
 1 YEAR WARRANTY
 2 BURNER COOK TOP
 20K BTU FORCED AIR FURNACE
 3/4" MARINE GRADE PLYWOOD DECKING
 (2) 30LB PROPANE TANKS
 30FT POWER CORD
 A/C PREP
 AM/FM BLUETOOTH RADIO
 BATTERY DISCONNECT
 BLACK DIAMOND PLATE FRONT NOSE
 BLACK LUG NUTS
 BLINDS
 BUNK BED SAFETY RAIL
 BUNK LADDER
 MAPLE HUNTER SHAKER STYLE CABINET DOORS

CABLE TV PREP
 CARPET
 PANEL INTERIOR WALLS
 GS TRAILER FRAME
 CO & LP DETECTORS
 DEAD BOLT LOCK
 DIGITAL THERMOSTAT
 DOOR STRUT
 DUAL PANE WINDOWS
 EXTERIOR ROOF CORNER CAPS
 EZ LUBE AXLES
 GLACIER ENTRY MAT
 HAND CRANK W/ 1-3/4" STRAPS
 UPDATED GRAPHICS PACKAGE
 BLACK 9" ACCENT SIDING AT ROOF
 LINE AND ABOVE DIAMOND PLATE

LED EXTERIOR INDICATOR LIGHTING
 LED GLASS CABINET DOOR
 LED ICE HOLE LIGHTS
 LED INTERIOR LIGHTING
 LED SPEAKERS
 NETTING STORAGE
 PORCH LIGHT
 RIDE DAMPENING MULTI-LEAF SUSPENSION
 SELF EDGE COUNTER TOPS
 SIDE SHELF
 SIDE TABLE
 SMOKE DETECTOR
 STANDARD USB PORTS
 TRUSSED ROOF
 TV ANTENNA W/ HDMI HOOK UPS
 EXTERIOR OUTLET BY PROPANE TANKS

MODEL	SIZE	WEIGHT	HITCH WEIGHT	GVWR	SLEEPS	RECEIVER HITCH	AXLES	R-VALUE
14FD	6.5' X 14'	2810	290	2990	3	2"	1	R-16

14FD

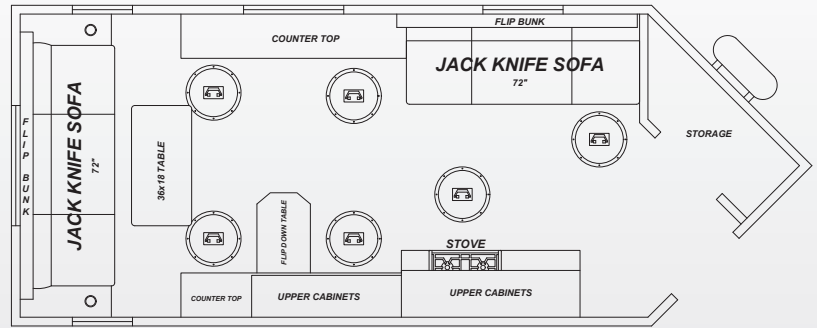


**PROUDLY MADE
IN THE U.S.A!**



**PROUDLY MADE
IN THE U.S.A!**

16RJ



STANDARD FEATURES

- 1 PIECE SEAMLESS ROOF
- 1 YEAR WARRANTY
- 3 BURNER RANGE W/ LIGHTED OVEN
- 30K BTU FORCED AIR FURNACE
- 3/4" MARINE GRADE PLYWOOD DECKING
- (2) 30LB PROPANE TANKS
- 30FT POWER CORD
- A/C PREP
- AM/FM BLUETOOTH RADIO
- BATTERY DISCONNECT
- BLACK DIAMOND PLATE FRONT NOSE
- BLACK LUG NUTS
- BLINDS
- BUNK BED SAFETY RAIL
- BUNK LADDER
- MAPLE HUNTER SHAKER STYLE CABINET DOORS

- CABLE TV PREP
- CARPET
- PANEL INTERIOR WALLS
- GS TRAILER FRAME
- CO & LP DETECTORS
- DEAD BOLT LOCK
- DIGITAL THERMOSTAT
- DOOR STRUT
- DUAL PANE WINDOWS
- EXTERIOR ROOF CORNER CAPS
- EZ LUBE AXLES
- GLACIER ENTRY MAT
- HAND CRANK W/ 1-3/4" STRAPS
- UPDATED GRAPHICS PACKAGE
- BLACK 9" ACCENT SIDING AT ROOF LINE AND ABOVE DIAMOND PLATE

- LED EXTERIOR INDICATOR LIGHTING
- LED GLASS CABINET DOOR
- LED ICE HOLE LIGHTS
- LED INTERIOR LIGHTING
- LED SPEAKERS
- NETTING STORAGE
- PORCH LIGHT
- RIDE DAMPENING MULTI-LEAF SUSPENSION
- SELF EDGE COUNTER TOPS
- SIDE SHELF
- SIDE TABLE
- SMOKE DETECTOR
- STANDARD USB PORTS
- TRUSSED ROOF
- TV ANTENNA W/ HDMI HOOK UPS
- EXTERIOR OUTLET BY PROPANE TANKS

MODEL	SIZE	WEIGHT	HITCH WEIGHT	GVWR	SLEEPS	RECEIVER HITCH	AXLES	R-VALUE
16RJ	8'X16'	4260	395	5500	4	2"	1	R-16



*REAR DINETTE OPTION



NEW FLOOR PLAN!!

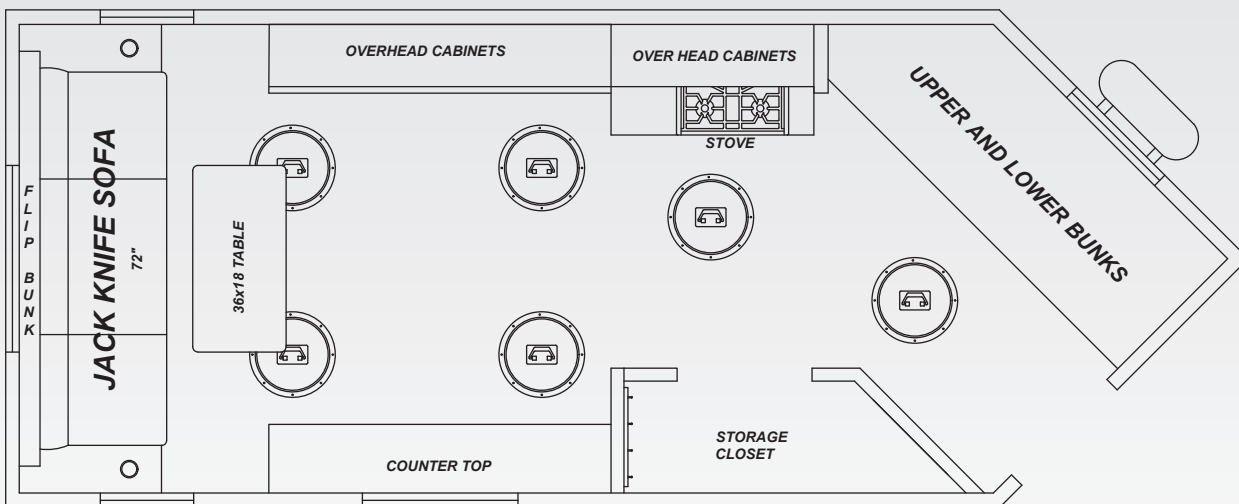


STANDARD FEATURES

- I PIECE SEAMLESS ROOF
- 1 YEAR WARRANTY
- 3 BURNER RANGE W/ LIGHTED OVEN
- 30K BTU FORCED AIR FURNACE
- 3/4" MARINE GRADE PLYWOOD DECKING
- (2) 30LB PROPANE TANKS
- 30FT POWER CORD
- A/C PREP
- AM/FM BLUETOOTH RADIO
- BATTERY DISCONNECT
- BLACK DIAMOND PLATE FRONT NOSE
- BLACK LUG NUTS
- BLINDS
- BUNK BED SAFETY RAIL
- BUNK LADDER
- MAPLE HUNTER SHAKER STYLE CABINET DOORS
- CABLE TV PREP
- CARPET
- PANEL INTERIOR WALLS
- GS TRAILER FRAME
- CO & LP DETECTORS
- DEAD BOLT LOCK
- DIGITAL THERMOSTAT
- DOOR STRUT
- DUAL PANE WINDOWS
- EXTERIOR ROOF CORNER CAPS
- EZ LUBE AXLES
- GLACIER ENTRY MAT
- HAND CRANK W/ 1-3/4" STRAPS
- UPDATED GRAPHICS PACKAGE
- BLACK 9" ACCENT SIDING AT ROOF LINE AND ABOVE DIAMOND PLATE
- LED EXTERIOR INDICATOR LIGHTING
- LED GLASS CABINET DOOR
- LED ICE HOLE LIGHTS
- LED INTERIOR LIGHTING
- LED SPEAKERS
- NETTING STORAGE
- PORCH LIGHT
- RIDE DAMPENING MULTI-LEAF SUSPENSION
- SELF EDGE COUNTER TOPS
- SIDE SHELF
- SIDE TABLE
- SMOKE DETECTOR
- STANDARD USB PORTS
- TRUSSED ROOF
- TV ANTENNA W/ HDMI HOOK UPS
- EXTERIOR OUTLET BY PROPANE TANKS

MODEL	SIZE	WEIGHT	HITCH WEIGHT	GVWR	SLEEPS	RECEIVER HITCH	AXLES	R-VALUE
16PB	8'X16'	4280	395	5500	4	2"	1	R-16

16PB



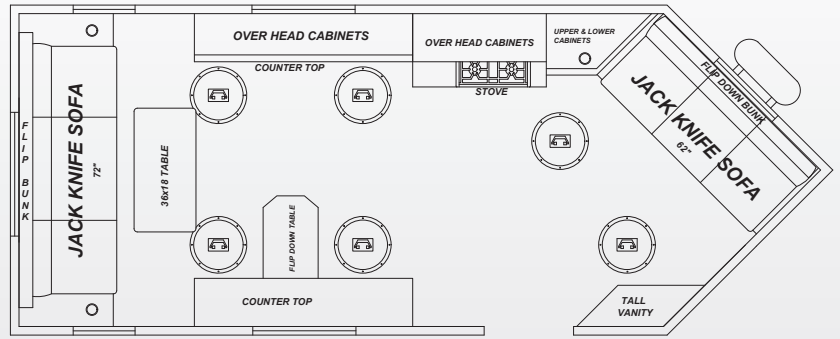
PROUDLY MADE

IN THE U.S.A!



**PROUDLY MADE
IN THE U.S.A!**

16FBH



STANDARD FEATURES

1 PIECE SEAMLESS ROOF
1 YEAR WARRANTY
3 BURNER RANGE W/ LIGHTED OVEN
30K BTU FORCED AIR FURNACE
3/4" MARINE GRADE PLYWOOD DECKING
(2) 30LB PROPANE TANKS
30FT POWER CORD
A/C PREP
AM/FM BLUETOOTH RADIO
BATTERY DISCONNECT
BLACK DIAMOND PLATE FRONT NOSE
BLACK LUG NUTS
BLINDS
BUNK BED SAFETY RAIL
BUNK LADDER
MAPLE HUNTER SHAKER STYLE CABINET DOORS

CABLE TV PREP
CARPET
PANEL INTERIOR WALLS
GS TRAILER FRAME
CO & LP DETECTORS
DEAD BOLT LOCK
DIGITAL THERMOSTAT
DOOR STRUT
DUAL PANE WINDOWS
EXTERIOR ROOF CORNER CAPS
EZ LUBE AXLES
GLACIER ENTRY MAT
HAND CRANK W/ 1-3/4" STRAPS
UPDATED GRAPHICS PACKAGE
BLACK 9" ACCENT SIDING AT ROOF
LINE AND ABOVE DIAMOND PLATE

LED EXTERIOR INDICATOR LIGHTING
LED GLASS CABINET DOOR
LED ICE HOLE LIGHTS
LED INTERIOR LIGHTING
LED SPEAKERS
NETTING STORAGE
PORCH LIGHT
RIDE DAMPENING MULTI-LEAF SUSPENSION
SELF EDGE COUNTER TOPS
SIDE SHELF
SIDE TABLE
SMOKE DETECTOR
STANDARD USB PORTS
TRUSSED ROOF
TV ANTENNA W/ HDMI HOOK UPS
EXTERIOR OUTLET BY PROPANE TANKS

MODEL	SIZE	WEIGHT	HITCH WEIGHT	GVWR	SLEEPS	RECEIVER HITCH	AXLES	R-VALUE
16FBH	8'X16'	4280	395	5500	4	2"	1	R-16



*REAR DINETTE OPTION



GLACIER



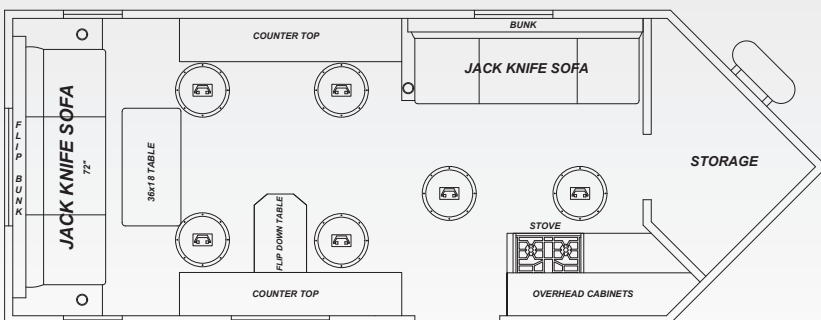
*REAR DINETTE OPTION

STANDARD FEATURES

- 1 PIECE SEAMLESS ROOF
- 1 YEAR WARRANTY
- 3 BURNER RANGE W/ LIGHTED OVEN
- 30K BTU FORCED AIR FURNACE
- 3/4" MARINE GRADE PLYWOOD DECKING
- (2) 30LB PROPANE TANKS
- 30FT POWER CORD
- A/C PREP
- AM/FM BLUETOOTH RADIO
- BATTERY DISCONNECT
- BLACK DIAMOND PLATE FRONT NOSE
- BLACK LUG NUTS
- BLINDS
- BUNK BED SAFETY RAIL
- BUNK LADDER
- MAPLE HUNTER SHAKER STYLE CABINET DOORS
- CABLE TV PREP
- CARPET
- PANEL INTERIOR WALLS
- GS TRAILER FRAME
- CO & LP DETECTORS
- DEAD BOLT LOCK
- DIGITAL THERMOSTAT
- DOOR STRUT
- DUAL PANE WINDOWS
- EXTERIOR ROOF CORNER CAPS
- EZ LUBE AXLES
- GLACIER ENTRY MAT
- HAND CRANK W/ 1-3/4" STRAPS
- UPDATED GRAPHICS PACKAGE
- BLACK 9" ACCENT SIDING AT ROOF LINE AND ABOVE DIAMOND PLATE
- LED EXTERIOR INDICATOR LIGHTING
- LED GLASS CABINET DOOR
- LED ICE HOLE LIGHTS
- LED INTERIOR LIGHTING
- LED SPEAKERS
- NETTING STORAGE
- PORCH LIGHT
- RIDE DAMPENING MULTI-LEAF SUSPENSION
- SELF EDGE COUNTER TOPS
- SIDE SHELF
- SIDE TABLE
- SMOKE DETECTOR
- STANDARD USB PORTS
- TRUSSED ROOF
- TV ANTENNA W/ HDMI HOOK UPS
- EXTERIOR OUTLET BY PROPANE TANKS

MODEL	SIZE	WEIGHT	HITCH WEIGHT	GVWR	SLEEPS	RECEIVER HITCH	AXLES	R-VALUE
17R3	8'X17'	4420	485	5500	5	2"	1	R-16

17R3

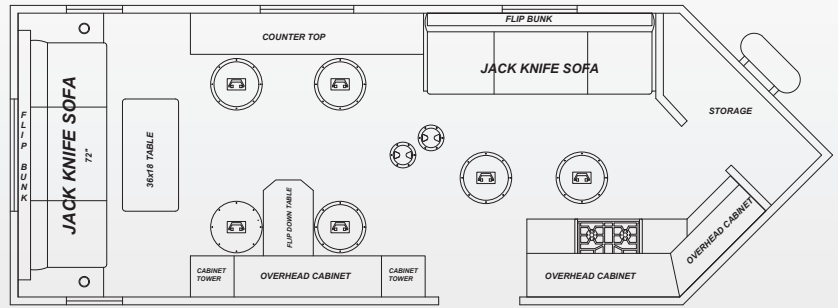


**PROUDLY MADE
IN THE U.S.A!**



**PROUDLY MADE
IN THE U.S.A!**

18RJ



STANDARD FEATURES

- 1 PIECE SEAMLESS ROOF
- 1 YEAR WARRANTY
- 3 BURNER RANGE W/ LIGHTED OVEN
- 30K BTU FORCED AIR FURNACE
- 3/4" MARINE GRADE PLYWOOD DECKING
- (2) 30LB PROPANE TANKS
- 30FT POWER CORD
- A/C PREP
- AM/FM BLUETOOTH RADIO
- BATTERY DISCONNECT
- BLACK DIAMOND PLATE FRONT NOSE
- BLACK LUG NUTS
- BLINDS
- BUNK BED SAFETY RAIL
- BUNK LADDER
- MAPLE HUNTER SHAKER STYLE CABINET DOORS

- CABLE TV PREP
- CARPET
- PANEL INTERIOR WALLS
- GS TRAILER FRAME
- CO & LP DETECTORS
- DEAD BOLT LOCK
- DIGITAL THERMOSTAT
- DOOR STRUT
- DUAL PANE WINDOWS
- EXTERIOR ROOF CORNER CAPS
- EZ LUBE AXLES
- GLACIER ENTRY MAT
- UPDATED GRAPHICS PACKAGE
- BLACK 9" ACCENT SIDING AT ROOF LINE AND ABOVE DIAMOND PLATE
- EXTERIOR CHARGING PORT FOR HYDRO BATTERY

- LED EXTERIOR INDICATOR LIGHTING
- LED GLASS CABINET DOOR
- LED ICE HOLE LIGHTS
- LED INTERIOR LIGHTING
- LED SPEAKERS
- NETTING STORAGE
- PORCH LIGHT
- SELF EDGE COUNTER TOPS
- SIDE SHELF
- SIDE TABLE
- SMOKE DETECTOR
- STANDARD USB PORTS
- TRUSSED ROOF
- TV ANTENNA W/ HDMI HOOK UPS
- EXTERIOR OUTLET BY PROPANE TANKS
- 6 DRAWERS

MODEL	SIZE	WEIGHT	HITCH WEIGHT	GVWR	SLEEPS	RECEIVER HITCH	AXLES	R-VALUE
18RJ	8'X18'	5740LBS	875LBS	10,000LBS	5	2 5/16"	2	R-16



*REAR DINETTE OPTION

NEW FLOOR PLAN!!

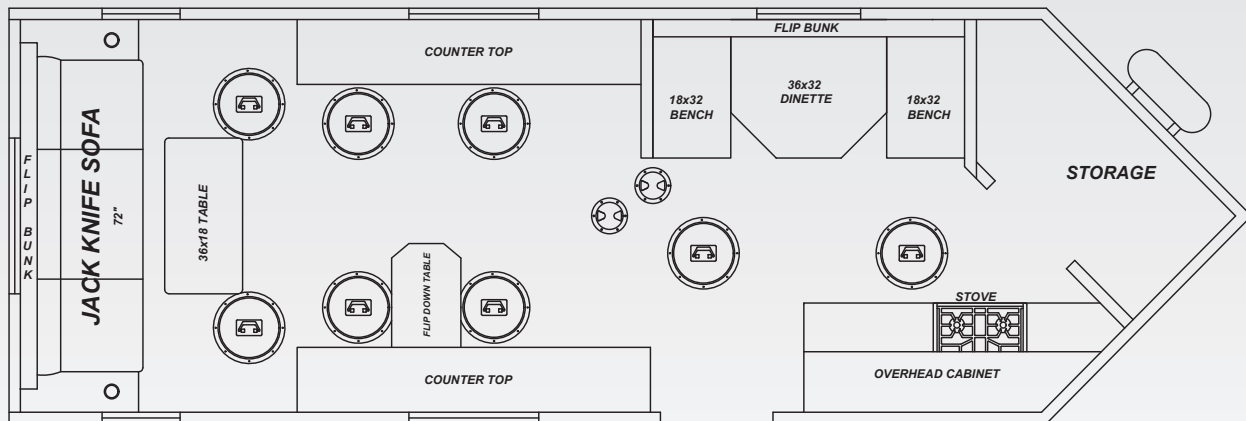


STANDARD FEATURES

- 1 PIECE SEAMLESS ROOF
- 1 YEAR WARRANTY
- 3 BURNER RANGE W/ LIGHTED OVEN
- 30K BTU FORCED AIR FURNACE
- 3/4" MARINE GRADE PLYWOOD DECKING
- (2) 30LB PROPANE TANKS
- 30FT POWER CORD
- A/C PREP
- AM/FM BLUETOOTH RADIO
- BATTERY DISCONNECT
- BLACK DIAMOND PLATE FRONT NOSE
- BLACK LUG NUTS
- BLINDS
- BUNK BED SAFETY RAIL
- BUNK LADDER
- MAPLE HUNTER SHAKER STYLE CABINET DOORS
- CABLE TV PREP
- CARPET
- PANEL INTERIOR WALLS
- GS TRAILER FRAME
- CO & LP DETECTORS
- DEAD BOLT LOCK
- DIGITAL THERMOSTAT
- DOOR STRUT
- DUAL PANE WINDOWS
- EXTERIOR ROOF CORNER CAPS
- EZ LUBE AXLES
- GLACIER ENTRY MAT
- UPDATED GRAPHICS PACKAGE
- BLACK 9" ACCENT SIDING AT ROOF
- LINE AND ABOVE DIAMOND PLATE
- EXTERIOR CHARGING PORT FOR HYDRO BATTERY
- LED EXTERIOR INDICATOR LIGHTING
- LED GLASS CABINET DOOR
- LED ICE HOLE LIGHTS
- LED INTERIOR LIGHTING
- LED SPEAKERS
- NETTING STORAGE
- PORCH LIGHT
- SELF EDGE COUNTER TOPS
- SIDE SHELF
- SIDE TABLE
- SMOKE DETECTOR
- STANDARD USB PORTS
- TRUSSED ROOF
- TV ANTENNA W/ HDMI HOOK UPS
- EXTERIOR OUTLET BY PROPANE TANKS
- 6 DRAWERS

MODEL	SIZE	WEIGHT	HITCH WEIGHT	GVWR	SLEEPS	RECEIVER HITCH	AXLES	R-VALUE
20FD	8'X20'	6080	900	10,000	5	2 5/16"	2	R-16

20FD



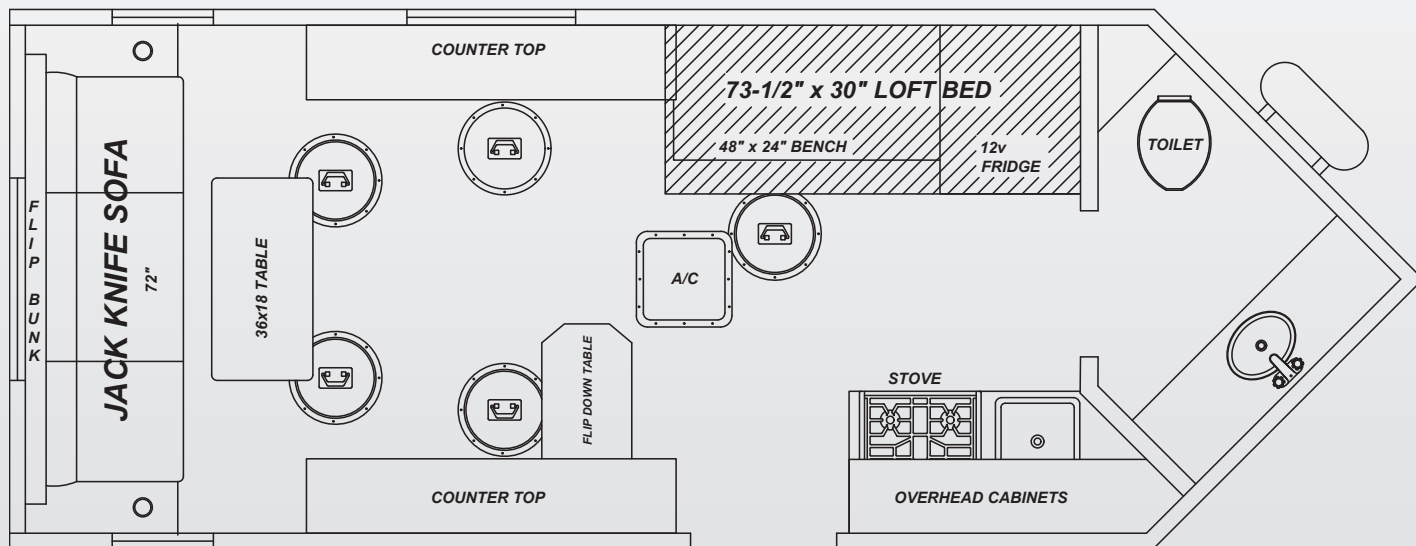
**PROUDLY MADE
IN THE U.S.A!**

RV EXPLORERS

NEW FLOOR PLAN!!



**17 EXP
LOFT**



STANDARD FEATURES

- I PIECE SEAMLESS ROOF
- 1 YEAR WARRANTY
- 13.5 NON DUCTED A/C
- 2 DRAWERS
- 3 BURNER RANGE W/ LIGHTED LARGE OVEN
- (2) 30LB PROPANE TANKS
- 30FT POWERCORD
- 30K BTU FORCED AIR FURNACE
- 12V 4.5 CU REFRIGERATOR
- AM/FM BLUETOOTH RADIO
- BATTERY DISCONNECT
- BLACK LUG NUTS
- BLINDS
- BLACK DIAMOND PLATE FRONT NOSE
- BLACK DIAMOND PLATE WHEEL WELLS
- BUNK LADDER
- CABLE TV
- CARPET
- GS TRAILER FRAME
- EXTERIOR OUTLET BY PROPANE TANKS
- CO & SMOKE DETECTORS
- DEAD BOLT LOCK
- DUAL PANE WINDOWS
- PANEL INTERIOR
- ENCLOSED BATTERY BOX
- EXTERIOR ROOF CORNER CAPS
- EZ LUBE AXLES
- FIRE EXTINGUISHER
- FLIP UP WHEEL WELL TOPS
- GLACIER ENTRY MAT
- LIGHTED CUP HOLDERS
- MAPLE HUNTER SHAKER STYLE CABINET DOORS
- UPDATED GRAPHICS PACKAGE
- BLACK 9" ACCENT SIDING AT ROOF LINE AND ABOVE DIAMOND PLATE
- VOLTAGE METER
- EXTERIOR CHARGING PORT FOR HYDRO BATTERY
- RIDE DAMPENING MULTI-LEAF SUSPENSION
- LED EXTERIOR INDICATOR LIGHTING
- LED GLASS CABINET DOOR
- LED ICE HOLE LIGHTS
- LED INTERIOR LIGHTING
- LED SPEAKERS
- MEDICINE CABINET IN BATHROOM
- MICROWAVE OVEN
- NETTING STORAGE
- OPEN BOX SHELVING BEHIND TOILET
- PORCH LIGHT
- POWER AWNING
- POWER CEILING VENT (BATHROOM ONLY)
- RANGE VENT
- SELF EDGE COUNTER TOPS
- SIDE SHELF
- SIDE TABLE
- STANDARD USB PORTS
- 3/4" MARINE GRADE PLYWOOD DECKING
- TV ANTENNA W/ HDMI HOOK UPS
- REAR JACK KNIFE SOFA WITH STORAGE

MODEL	SIZE	WEIGHT	HITCH WEIGHT	GVWR	SLEEPS	RECEIVER HITCH	AXLES	R-VALUE	FRESH TANK	BLACK TANK	GRAY TANK
17EXP	8'X17'	4790	495	5,500	5	2"	1	R-16	30 G	12 G	21 G

LOFT

**PROUDLY MADE
IN THE U.S.A!**

GLACIER



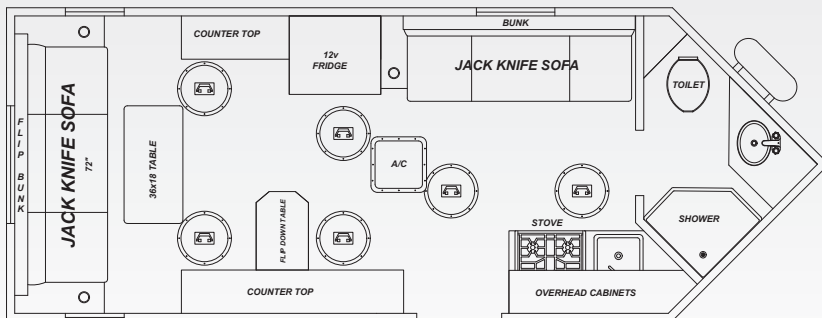
*REAR DINETTE OPTION

STANDARD FEATURES

- 1 PIECE SEAMLESS ROOF
- 1 YEAR WARRANTY
- 13.5 NON DUCTED A/C
- 2 DRAWERS
- 3 BURNER RANGE W/ LIGHTED LARGE OVEN
- (2) 30LBS PROPANE TANKS
- 30FT POWERCORD
- 30K BTU FORCED AIR FURNACE
- 12V 4.5 CU REFRIGERATOR
- AM/FM BLUETOOTH RADIO
- BATTERY DISCONNECT
- BLACK LUG NUTS
- BLINDS
- BLACK DIAMOND PLATE FRONT NOSE
- BLACK DIAMOND PLATE WHEEL WELLS
- BUNK LADDER
- CABLE TV
- CARPET
- GS TRAILER FRAME
- EXTERIOR OUTLET BY PROPANE TANKS
- CO & SMOKE DETECTORS
- DEAD BOLT LOCK
- DUAL PANE WINDOWS
- 2 PIECE SHOWER
- PANEL INTERIOR
- ENCLOSED BATTERY BOX
- EXTERIOR ROOF CORNER CAPS
- EZ LUBE AXLES
- FIRE EXTINGUISHER
- FLIP UP WHEEL WELL TOPS
- GLACIER ENTRY MAT
- LIGHTED CUP HOLDERS
- MAPLE HUNTER SHAKER STYLE CABINET DOORS
- UPDATED GRAPHICS PACKAGE
- BLACK 9" ACCENT SIDING AT ROOF LINE AND ABOVE DIAMOND PLATE
- VOLTAGE METER
- RIDE DAMPENING MULTI-LEAF SUSPENSION
- LED EXTERIOR INDICATOR LIGHTING
- LED GLASS CABINET DOOR
- LED ICE HOLE LIGHTS
- LED INTERIOR LIGHTING
- LED SPEAKERS
- MEDICINE CABINET IN BATHROOM
- MICROWAVE OVEN
- NETTING STORAGE
- OPEN BOX SHELVING BEHIND TOILET
- PORCH LIGHT
- POWER AWNING
- POWER CEILING VENT (BATHROOM ONLY)
- RANGE VENT
- SELF EDGE COUNTER TOPS
- SIDE SHELF
- SIDE TABLE
- STANDARD USB PORTS
- 3/4" MARINE GRADE PLYWOOD DECKING
- TV ANTENNA W/ HDMI HOOK UPS
- REAR JACK KNIFE SOFA WITH STORAGE

MODEL	SIZE	WEIGHT	HITCH WEIGHT	GVWR	SLEEPS	RECEIVER HITCH	AXLES	R-VALUE	FRESH TANK	BLACK TANK	GRAY TANK
17EXP	8'X 17'	4790	495	5,500	5	2"	1	R-16	30 G	12 G	21 G

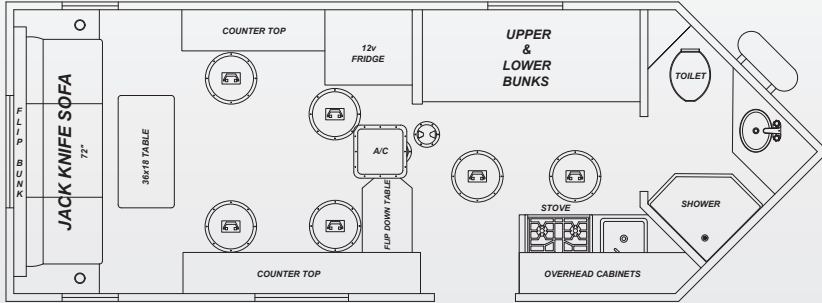

17EXP



**PROUDLY MADE
IN THE U.S.A!**



18EXP



STANDARD FEATURES

1 PIECE SEAMLESS ROOF
 1 YEAR WARRANTY
 13.5 NON DUCTED A/C
 5 DRAWERS
 3 BURNER RANGE W/ LIGHTED LARGE OVEN
 (2) 30LB PROPANE TANKS
 30FT POWERCORD
 30K BTU FORCED AIR FURNACE
 12V 4.5 CU REFRIGERATOR
 AM/FM BLUETOOTH RADIO
 BATTERY DISCONNECT
 BLACK LUG NUTS
 BLINDS
 BLACK DIAMOND PLATE FRONT NOSE
 BLACK DIAMOND PLATE WHEEL WELLS
 BUNK LADDER
 CABLE TV
 CARPET
 GS TRAILER FRAME
 EXTERIOR OUTLET BY PROPANE TANKS

CO & SMOKE DETECTORS
 DEAD BOLT LOCK
 DUAL PANE WINDOWS
 2 PIECE SHOWER
 PANEL INTERIOR
 ENCLOSED BATTERY BOX
 EXTERIOR ROOF CORNER CAPS
 EZ LUBE AXLES
 FIRE EXTINGUISHER
 FLIP UP WHEEL WELL TOPS
 GLACIER ENTRY MAT
 LIGHTED CUP HOLDERS
 MAPLE HUNTER SHAKER STYLE CABINET DOORS
 UPDATED GRAPHICS PACKAGE
 BLACK 9\"/>

LED EXTERIOR INDICATOR LIGHTING
 LED GLASS CABINET DOOR
 LED ICE HOLE LIGHTS
 LED INTERIOR LIGHTING
 LED SPEAKERS
 MEDICINE CABINET IN BATHROOM
 MICROWAVE OVEN
 NETTING STORAGE
 OPEN BOX SHELVING BEHIND TOILET
 PORCH LIGHT
 POWER AWNING
 POWER CEILING VENT (BATHROOM ONLY)
 RANGE VENT
 SELF EDGE COUNTER TOPS
 SIDE SHELF
 SIDE TABLE
 STANDARD USB PORTS
 3/4\"/>

MODEL	SIZE	WEIGHT	HITCH WEIGHT	GVWR	SLEEPS	RECEIVER HITCH	AXLES	R-VALUE	FRESH TANK	BLACK TANK	GRAY TANK
18EXP	8'X 18'	5560	875	10,000	5	2-5/16"	2	R-16	30 G	12 G	21 G



*REAR DINETTE OPTION

**PROUDLY MADE
 IN THE U.S.A!**

GLACIER



*REAR DINETTE OPTION



STANDARD FEATURES

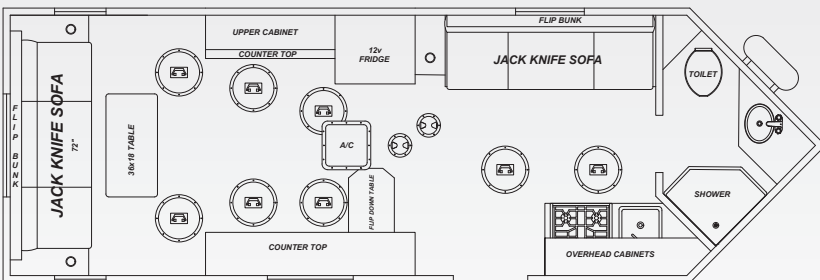
1 PIECE SEAMLESS ROOF
 1 YEAR WARRANTY
 13.5 NON DUCTED A/C
 5 DRAWERS
 3 BURNER RANGE W/ LIGHTED LARGE OVEN
 (2) 30LB PROPANE TANKS
 30FT POWERCORD
 30K BTU FORCED AIR FURNACE
 12V 4.5 CU REFRIGERATOR
 AM/FM BLUETOOTH RADIO
 BATTERY DISCONNECT
 BLACK LUG NUTS
 BLINDS
 BLACK DIAMOND PLATE FRONT NOSE
 BLACK DIAMOND PLATE WHEEL WELLS
 BUNK LADER
 CABLE TV
 CARPET
 GS TRAILER FRAME
 EXTERIOR OUTLET BY PROPANE TANKS

CO & SMOKE DETECTORS
 DEAD BOLT LOCK
 DUAL PANE WINDOWS
 2 PIECE SHOWER
 PANEL INTERIOR
 ENCLOSED BATTERY BOX
 EXTERIOR ROOF CORNER CAPS
 EZ LUBE AXLES
 FIRE EXTINGUISHER
 FLIP UP WHEEL WELL TOPS
 GLACIER ENTRY MAT
 LIGHTED CUP HOLDERS
 MAPLE HUNTER SHAKER STYLE CABINET DOORS
 UPDATED GRAPHICS PACKAGE
 BLACK 9" ACCENT SIDING AT ROOF LINE AND ABOVE DIAMOND PLATE
 VOLTAGE METER
 EXTERIOR CHARGING PORT FOR HYDRO BATTERY

LED EXTERIOR INDICATOR LIGHTING
 LED GLASS CABINET DOOR
 LED ICE HOLE LIGHTS
 LED INTERIOR LIGHTING
 LED SPEAKERS
 MEDICINE CABINET IN BATHROOM
 MICROWAVE OVEN
 NETTING STORAGE
 OPEN BOX SHELVING BEHIND TOILET
 PORCH LIGHT
 POWER AWNING
 POWER CEILING VENT (BATHROOM ONLY)
 RANGE VENT
 SELF EDGE COUNTER TOPS
 SIDE SHELF
 SIDE TABLE
 STANDARD USB PORTS
 3/4" MARINE GRADE PLYWOOD DECKING
 TV ANTENNA W/ HDMI HOOK UPS
 REAR JACK KNIFE SOFA WITH STORAGE

MODEL	SIZE	WEIGHT	HITCH WEIGHT	GVWR	SLEEPS	RECEIVER HITCH	AXLES	R-VALUE	FRESH TANK	BLACK TANK	GRAY TANK
20EXP	8'X 20'	6080	900	10,000	5	2-5/16"	2	R-16	30 G	12 G	21 G

20EXP



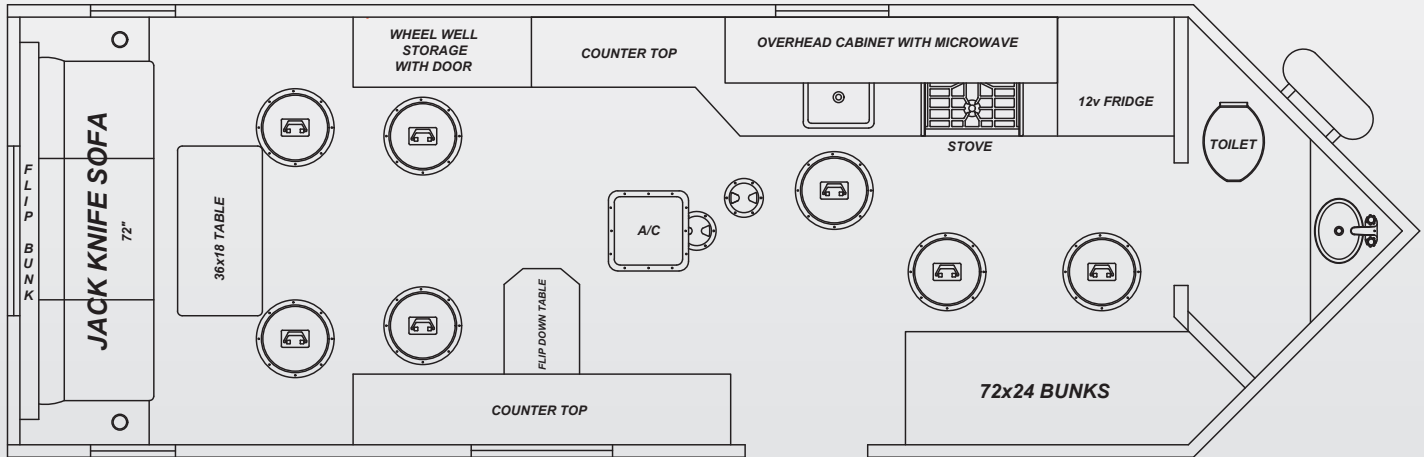
**PROUDLY MADE
 IN THE U.S.A!**



NEW FLOOR PLAN!!



21 EXP



STANDARD FEATURES

- I PIECE SEAMLESS ROOF
- 1 YEAR WARRANTY
- 13.5 NON DUCTED A/C
- 5 DRAWERS
- 3 BURNER RANGE W/ LIGHTED LARGE OVEN
- (2) 30LB PROPANE TANKS
- 30FT POWERCORD
- 30K BTU FORCED AIR FURNACE
- 12V 4.5 CU REFRIGERATOR
- AM/FM BLUETOOTH RADIO
- BATTERY DISCONNECT
- BLACK LUG NUTS
- BLINDS
- BLACK DIAMOND PLATE FRONT NOSE
- BLACK DIAMOND PLATE WHEEL WELLS
- BUNK LADDER
- CABLE TV
- CARPET
- GS TRAILER FRAME
- EXTERIOR OUTLET BY PROPANE TANKS
- CO & SMOKE DETECTORS
- DEAD BOLT LOCK
- DUAL PANE WINDOWS
- PANEL INTERIOR
- ENCLOSED BATTERY BOX
- EXTERIOR ROOF CORNER CAPS
- EZ LUBE AXLES
- FIRE EXTINGUISHER
- FLIP UP WHEEL WELL TOPS
- GLACIER ENTRY MAT
- LIGHTED CUP HOLDERS
- MAPLE HUNTER SHAKER STYLE CABINET DOORS
- UPDATED GRAPHICS PACKAGE
- BLACK 9" ACCENT SIDING AT ROOF LINE AND ABOVE DIAMOND PLATE
- VOLTAGE METER
- EXTERIOR CHARGING PORT FOR HYDRO BATTERY
- LED EXTERIOR INDICATOR LIGHTING
- LED GLASS CABINET DOOR
- LED ICE HOLE LIGHTS
- LED INTERIOR LIGHTING
- LED SPEAKERS
- MEDICINE CABINET IN BATHROOM
- MICROWAVE OVEN
- NETTING STORAGE
- OPEN BOX SHELVING BEHIND TOILET
- PORCH LIGHT
- POWER AWNING
- POWER CEILING VENT (BATHROOM ONLY)
- RANGE VENT
- SELF EDGE COUNTER TOPS
- SIDE SHELF
- SIDE TABLE
- STANDARD USB PORTS
- 3/4" MARINE GRADE PLYWOOD DECKING
- TV ANTENNA W/ HDMI HOOK UPS
- REAR JACK KNIFE SOFA WITH STORAGE

MODEL	SIZE	WEIGHT	HITCH WEIGHT	GVWR	SLEEPS	RECEIVER HITCH	AXLES	R-VALUE	FRESH TANK	BLACK TANK	GRAY TANK
21EXP	8' X 21'	5720	925	10,000	5	2-5/16"	2	R-16	30 G	12 G	21 G

**PROUDLY MADE
IN THE U.S.A!**

NEW FLOOR PLAN!!

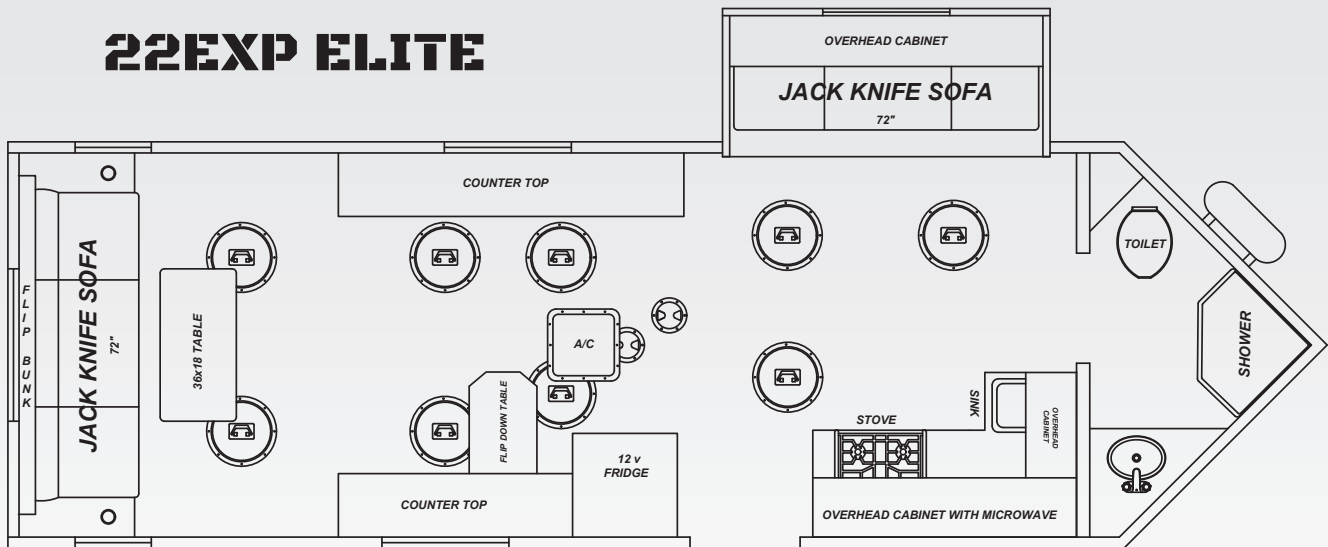


STANDARD FEATURES

- 1 PIECE SEAMLESS ROOF
- 1 YEAR WARRANTY
- 13.5 NON DUCTED A/C
- 5 DRAWERS
- 3 BURNER RANGE W/ LIGHTED LARGE OVEN
- (2) 30LB PROPANE TANKS
- 30FT POWERCORD
- 30K BTU FORCED AIR FURNACE
- 12V 4.5 CU REFRIGERATOR
- AM/FM BLUETOOTH RADIO
- BATTERY DISCONNECT
- BLACK LUG NUTS
- BLINDS
- BLACK DIAMOND PLATE FRONT NOSE
- BLACK DIAMOND PLATE WHEEL WELLS
- BUNK LADER
- CABLE TV
- CARPET
- GS TRAILER FRAME
- EXTERIOR OUTLET BY PROPANE TANKS
- CO & SMOKE DETECTORS
- DEAD BOLT LOCK
- DUAL PANE WINDOWS
- 2 PIECE SHOWER PANEL INTERIOR
- ENCLOSED BATTERY BOX
- EXTERIOR ROOF CORNER CAPS
- EZ LUBE AXLES
- FIRE EXTINGUISHER
- FLIP UP WHEEL WELL TOPS
- GLACIER ENTRY MAT
- LIGHTED CUP HOLDERS
- MAPLE HUNTER SHAKER STYLE CABINET DOORS
- UPDATED GRAPHICS PACKAGE
- BLACK 9" ACCENT SIDING AT ROOF LINE AND ABOVE DIAMOND PLATE
- VOLTAGE METER
- EXTERIOR CHARGING PORT FOR HYDRO BATTERY
- JACK KNIFE SOFA SLIDE OUT
- LED EXTERIOR INDICATOR LIGHTING
- LED GLASS CABINET DOOR
- LED ICE HOLE LIGHTS
- LED INTERIOR LIGHTING
- LED SPEAKERS
- MEDICINE CABINET IN BATHROOM
- MICROWAVE OVEN
- NETTING STORAGE
- OPEN BOX SHELVING BEHIND TOILET
- PORCH LIGHT
- POWER AWNING
- POWER CEILING VENT (BATHROOM ONLY)
- RANGE VENT
- SELF EDGE COUNTER TOPS
- SIDE SHELF
- SIDE TABLE
- STANDARD USB PORTS
- 3/4" MARINE GRADE PLYWOOD DECKING
- TV ANTENNA W/ HDMI HOOK UPS
- REAR JACK KNIFE SOFA WITH STORAGE

MODEL	SIZE	WEIGHT	HITCH WEIGHT	GVWR	SLEEPS	RECEIVER HITCH	AXLES	R-VALUE	FRESH TANK	BLACK TANK	GRAY TANK
22EXP ELITE	8' X 24'	6600	1025	10,000	6	2-5/16"	2	R-16	30 G	12 G	21 G


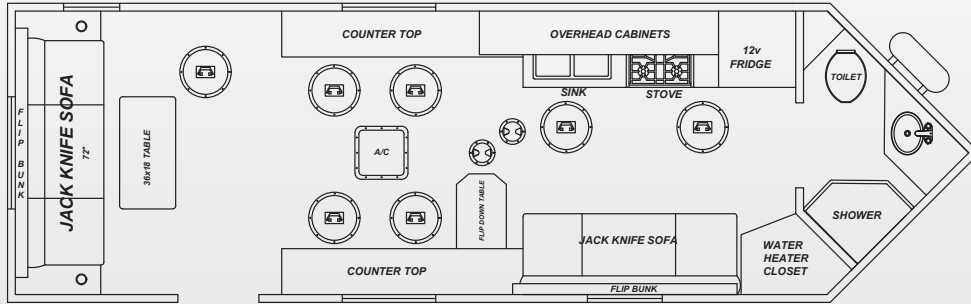
22EXP ELITE



**PROUDLY MADE
IN THE U.S.A!**



22EXP



*REAR DINETTE OPTION

STANDARD FEATURES

- 1 PIECE SEAMLESS ROOF
- 1 YEAR WARRANTY
- 13.5 NON DUCTED A/C
- 5 DRAWERS
- 3 BURNER RANGE W/ LIGHTED LARGE OVEN
- (2) 30LB PROPANE TANKS
- 30FT POWERCORD
- 30K BTU FORCED AIR FURNACE
- 12V 4.5 CU REFRIGERATOR
- AM/FM BLUETOOTH RADIO
- BATTERY DISCONNECT
- BLACK LUG NUTS
- BLINDS
- BLACK DIAMOND PLATE FRONT NOSE
- BLACK DIAMOND PLATE WHEEL WELLS
- BUNK LADDER
- CABLE TV
- CARPET
- GS TRAILER FRAME
- EXTERIOR OUTLET BY PROPANE TANKS
- CO & SMOKE DETECTORS
- DEAD BOLT LOCK
- DUAL PANE WINDOWS
- 2 PIECE SHOWER
- PANEL INTERIOR
- ENCLOSED BATTERY BOX
- EXTERIOR ROOF CORNER CAPS
- EZ LUBE AXLES
- FIRE EXTINGUISHER
- FLIP UP WHEEL WELL TOPS
- GLACIER ENTRY MAT
- LIGHTED CUP HOLDERS
- MAPLE HUNTER SHAKER STYLE CABINET DOORS
- UPDATED GRAPHICS PACKAGE
- BLACK 9" ACCENT SIDING AT ROOF LINE AND ABOVE DIAMOND PLATE
- VOLTAGE METER
- EXTERIOR CHARGING PORT FOR HYDRO BATTERY
- LED EXTERIOR INDICATOR LIGHTING
- LED GLASS CABINET DOOR
- LED ICE HOLE LIGHTS
- LED INTERIOR LIGHTING
- LED SPEAKERS
- MEDICINE CABINET IN BATHROOM
- MICROWAVE OVEN
- NETTING STORAGE
- OPEN BOX SHELVING BEHIND TOILET
- PORCH LIGHT
- POWER AWNING
- POWER CEILING VENT (BATHROOM ONLY)
- RANGE VENT
- SELF EDGE COUNTER TOPS
- SIDE SHELF
- SIDE TABLE
- STANDARD USB PORTS
- 3/4" MARINE GRADE PLYWOOD DECKING
- TV ANTENNA W/ HDMI HOOK UPS
- REAR JACK KNIFE SOFA WITH STORAGE

MODEL	SIZE	WEIGHT	HITCH WEIGHT	GVWR	SLEEPS	RECEIVER HITCH	AXLES	R-VALUE	FRESH TANK	BLACK TANK	GRAY TANK
22EXP	8'X 22'	6600	1025	10,000	5	2-5/16"	2	R-16	30 G	12 G	21 G



**PROUDLY MADE
IN THE U.S.A!**

NEW FLOOR PLAN!!



STANDARD FEATURES

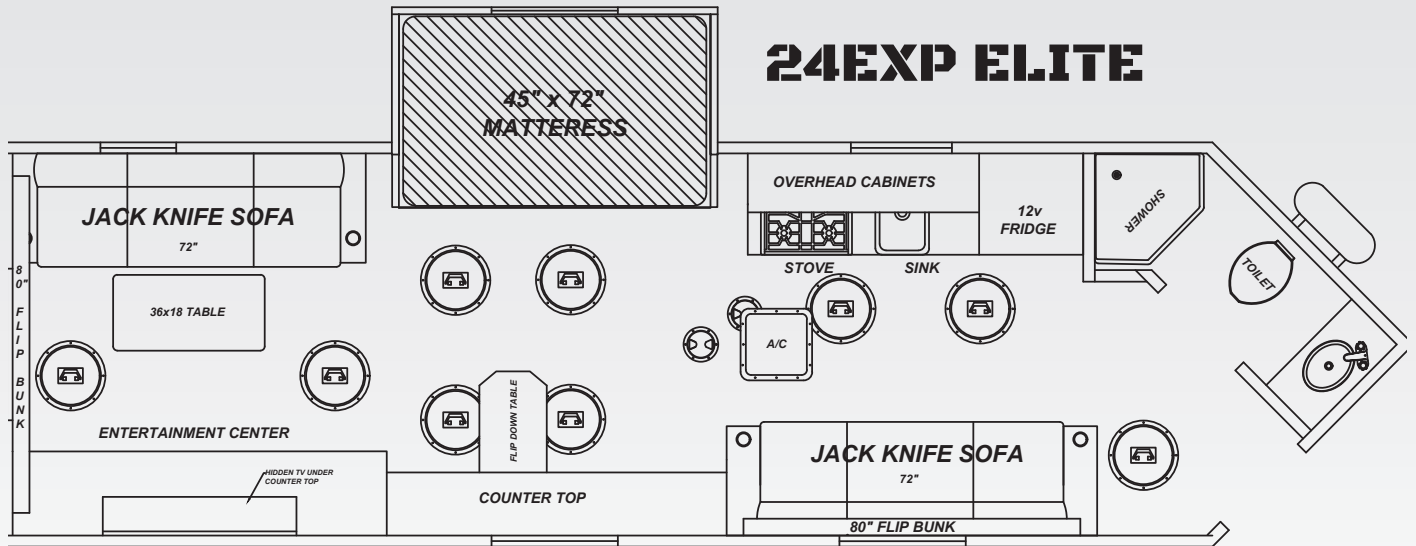
1 PIECE SEAMLESS ROOF
 1 YEAR WARRANTY
 13.5 NON DUCTED A/C
 5 DRAWERS
 3 BURNER RANGE W/ LIGHTED LARGE OVEN
 (2) 30LB PROPANE TANKS
 30FT POWERCORD
 30K BTU FORCED AIR FURNACE
 12V 4.5 CU REFRIGERATOR
 AM/FM BLUETOOTH RADIO
 BATTERY DISCONNECT
 BLACK LUG NUTS
 BLINDS
 BLACK DIAMOND PLATE FRONT NOSE
 BLACK DIAMOND PLATE WHEEL WELLS
 BUNK LADER
 CABLE TV
 CARPET
 GS TRAILER FRAME
 EXTERIOR OUTLET BY PROPANE TANKS
 REAR ENTERTAINMENT CENTER W/ ELECTRIC RISING TV MOUNT

CO & SMOKE DETECTORS
 DEAD BOLT LOCK
 DUAL PANE WINDOWS
 2 PIECE SHOWER
 PANEL INTERIOR
 ENCLOSED BATTERY BOX
 EXTERIOR ROOF CORNER CAPS
 EZ LUBE AXLES
 FIRE EXTINGUISHER
 FLIP UP WHEEL WELL TOPS
 GLACIER ENTRY MAT
 LIGHTED CUP HOLDERS
 MAPLE HUNTER SHAKER STYLE CABINET DOORS
 UPDATED GRAPHICS PACKAGE
 BLACK 9" ACCENT SIDING AT ROOF LINE AND ABOVE DIAMOND PLATE
 VOLTAGE METER
 EXTERIOR CHARGING PORT FOR HYDRO BATTERY
 OVER WHEEL WELL SLIDE OUT

LED EXTERIOR INDICATOR LIGHTING
 LED GLASS CABINET DOOR
 LED ICE HOLE LIGHTS
 LED INTERIOR LIGHTING
 LED SPEAKERS
 MEDICINE CABINET IN BATHROOM
 MICROWAVE OVEN
 NETTING STORAGE
 OPEN BOX SHELVING BEHIND TOILET
 PORCH LIGHT
 POWER AWNING
 POWER CEILING VENT (BATHROOM ONLY)
 RANGE VENT
 SELF EDGE COUNTER TOPS
 SIDE SHELF
 SIDE TABLE
 STANDARD USB PORTS
 3/4" MARINE GRADE PLYWOOD DECKING
 TV ANTENNA W/ HDMI HOOK UPS
 REAR JACK KNIFE SOFA WITH STORAGE

MODEL	SIZE	WEIGHT	HITCH WEIGHT	GVWR	SLEEPS	RECEIVER HITCH	AXLES	R-VALUE	FRESH TANK	BLACK TANK	GRAY TANK
24EXP	8' X 24'	6800	1075	10,000	6	2-5/16"	2	R-16	30 G	12 G	21 G

ELITE

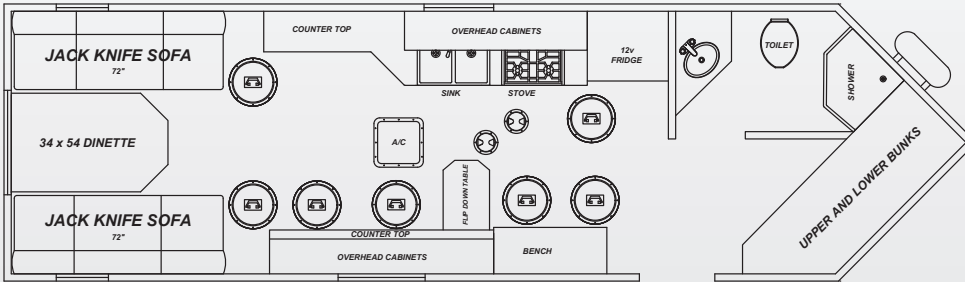


PROUDLY MADE

IN THE U.S.A!



24EXP



STANDARD FEATURES

- 1 PIECE SEAMLESS ROOF
- 1 YEAR WARRANTY
- 13.5 NON DUCTED A/C
- 5 DRAWERS
- 3 BURNER RANGE W/ LIGHTED LARGE OVEN
- (2) 30LB PROPANE TANKS
- 30FT POWERCORD
- 30K BTU FORCED AIR FURNACE
- 12V 4.5 CU REFRIGERATOR
- AM/FM BLUETOOTH RADIO
- BATTERY DISCONNECT
- BLACK LUG NUTS
- BLINDS
- BLACK DIAMOND PLATE FRONT NOSE
- BLACK DIAMOND PLATE WHEEL WELLS
- BUNK LADDER
- CABLE TV
- CARPET
- GS TRAILER FRAME
- EXTERIOR OUTLET BY PROPANE TANKS

- CO & SMOKE DETECTORS
- DEAD BOLT LOCK
- DUAL PANE WINDOWS
- 2 PIECE SHOWER
- PANEL INTERIOR
- ENCLOSED BATTERY BOX
- EXTERIOR ROOF CORNER CAPS
- EZ LUBE AXLES
- FIRE EXTINGUISHER
- FLIP UP WHEEL WELL TOPS
- GLACIER ENTRY MAT
- LIGHTED CUP HOLDERS
- MAPLE HUNTER SHAKER STYLE CABINET DOORS
- UPDATED GRAPHICS PACKAGE
- BLACK 9" ACCENT SIDING AT ROOF LINE AND ABOVE DIAMOND PLATE
- VOLTAGE METER
- EXTERIOR CHARGING PORT FOR HYDRO BATTERY

- LED EXTERIOR INDICATOR LIGHTING
- LED GLASS CABINET DOOR
- LED ICE HOLE LIGHTS
- LED INTERIOR LIGHTING
- LED SPEAKERS
- MEDICINE CABINET IN BATHROOM
- MICROWAVE OVEN
- NETTING STORAGE
- OPEN BOX SHELVING BEHIND TOILET
- PORCH LIGHT
- POWER AWNING
- POWER CEILING VENT (BATHROOM ONLY)
- RANGE VENT
- SELF EDGE COUNTER TOPS
- SIDE SHELF
- SIDE TABLE
- STANDARD USB PORTS
- 3/4" MARINE GRADE PLYWOOD DECKING
- TV ANTENNA W/ HDMI HOOK UPS
- REAR JACK KNIFE SOFA WITH STORAGE

MODEL	SIZE	WEIGHT	HITCH			SLEEPS	RECEIVER		AXLES	R-VALUE	FRESH	BLACK	GRAY
			WEIGHT	GVWR			HITCH	TANK			TANK	TANK	
24EXP	8' X 24'	6800	1075	10,000		6	2-5/16"	2	R-16	30 G	12 G	21 G	



*HIGH TOP BAR OPTION

**PROUDLY MADE
IN THE U.S.A!**

LIMITED SERIES



STANDARD FEATURES

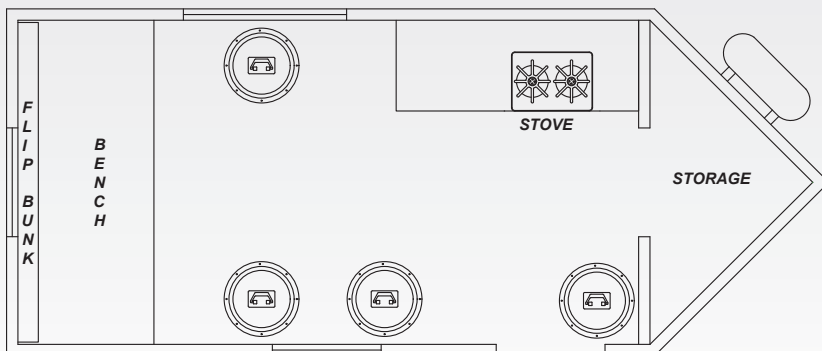
1 YEAR WARRANTY
 3/4" MARINE GRADE PLYWOOD DECKING
 BLINDS
 BLACK DIAMOND PLATE FRONT NOSE
 BLACK DIAMOND PLATE WHEEL WELLS
 BUNK LADDER
 CABLE TV PREP
 CO & SMOKE DETECTORS
 DEAD BOLT LOCK
 20K FORCED AIR FURNACE
 GS TRAILER FRAME
 (2) 30LB PROPANE TANKS

DIGITAL THERMOSTAT
 ENCLOSED BATTERY BOX
 EZ LUBE AXLES
 FIRE EXTINGUISHER
 GLACIER RUG
 CARPET
 LED EXTERIOR INDICATOR LIGHTING
 LED ICE HOLE LIGHTS
 LED INTERIOR LIGHTING
 2 BURNER COOK TOP
 1 PIECE SEAMLESS ROOF
 RADIO

PANEL WALLS
 MAPLE HUNTER SHAKER STYLE CABINET
 DOORS
 BLACK 9" ACCENT SIDING AT ROOF LINE
 AND ABOVE DIAMOND PLATE
 RIDE DAMPENING MULTI-LEAF SUSPENSION
 SELF EDGE COUNTER TOPS
 TV ANTENNA
 USB PORTS THROUGHOUT HOUSE
 TRUSSED ROOF
 EXTERIOR OUTLET BY PROPANE TANKS
 A/C PREP

MODEL	SIZE	WEIGHT	HITCH WEIGHT	GVWR	SLEEPS	RECEIVER HITCH	AXLES	R-VALUE
12LE	6.5'X12'	2430	195	2990	2	2"	1	R-16

12LE

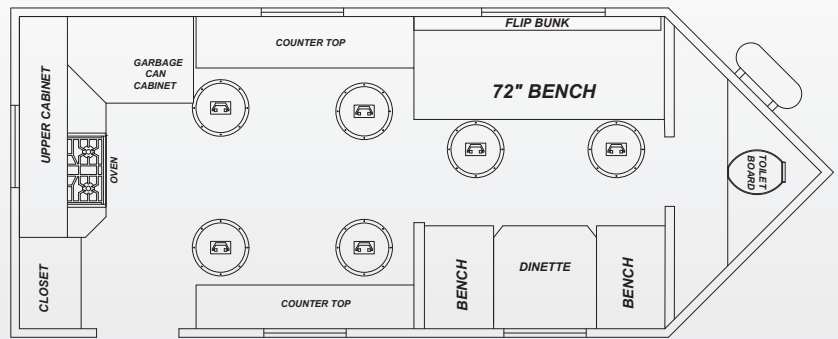


**PROUDLY MADE
 IN THE U.S.A!**



**PROUDLY MADE
IN THE U.S.A!**

16RKLE



STANDARD FEATURES

1 YEAR WARRANTY
3/4" MARINE GRADE PLYWOOD DECKING
BLINDS
BLACK DIAMOND PLATE FRONT NOSE
BLACK DIAMOND PLATE WHEEL WELLS
BUNK LADDER
CABLE TV PREP
CO & SMOKE DETECTORS
DEAD BOLT LOCK
30K FORCED AIR FURNACE
GS TRAILER FRAME
RADIO
A/C PREP

DIGITAL THERMOSTAT
ENCLOSED BATTERY BOX
EZ LUBE AXLES
FIRE EXTINGUISHER
GLACIER RUG
CARPET
LED EXTERIOR INDICATOR LIGHTING
LED ICE HOLE LIGHTS
LED INTERIOR LIGHTING
3 BURNER RANGE W/ LIGHTED OV
(2) 30LB PROPANE TANKS
1 PIECE SEAMLESS ROOF

PANEL WALLS
RANGE VENT
MAPLE HUNTER SHAKER STYLE CABINET DOORS
BLACK 9" ACCENT SIDING AT ROOF LINE AND ABOVE DIAMOND PLATE
RIDE DAMPENING MULTI-LEAF SUSPENSION
SELF EDGE COUNTER TOPS
TV ANTENNA
USB PORTS THROUGHOUT HOUSE
TRUSSED ROOF
EXTERIOR OUTLET BY PROPANE TANKS

MODEL	SIZE	WEIGHT	HITCH WEIGHT	GVWR	SLEEPS	RECEIVER HITCH	AXLES	R-VALUE
16RKLE	8' X 16'	4050	395	5500	4	2"	1	R-16



GLACIER



*REAR DINETTE OPTION

STANDARD FEATURES

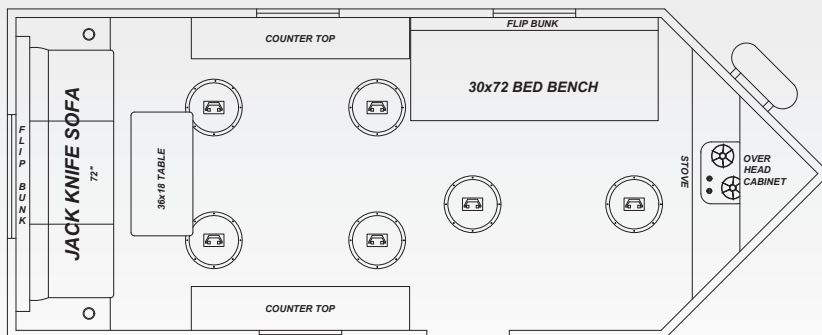
1 YEAR WARRANTY
 3/4" MARINE GRADE PLYWOOD DECKING
 BLINDS
 BLACK DIAMOND PLATE FRONT NOSE
 BLACK DIAMOND PLATE WHEEL WELLS
 BUNK LADDER
 CABLE TV PREP
 CO & SMOKE DETECTORS
 DEAD BOLT LOCK
 30K FORCED AIR FURNACE
 GS TRAILER FRAME
 1 PIECE SEAMLESS ROOF

DIGITAL THERMOSTAT
 ENCLOSED BATTERY BOX
 EZ LUBE AXLES
 FIRE EXTINGUISHER
 GLACIER RUG
 CARPET
 LED EXTERIOR INDICATOR LIGHTING
 LED ICE HOLE LIGHTS
 LED INTERIOR LIGHTING
 2 BURNER COOK TOP
 (2) 30LB PROPANE TANKS
 RADIO
 A/C PREP

PANEL WALLS
 RANGE VENT
 MAPLE HUNTER SHAKER STYLE CABINET
 DOORS
 BLACK 9" ACCENT SIDING AT ROOF LINE
 AND ABOVE DIAMOND PLATE
 RIDE DAMPENING MULTI-LEAF SUSPENSION
 SELF EDGE COUNTER TOPS
 TV ANTENNA
 USB PORTS THROUGHOUT HOUSE
 TRUSSED ROOF
 EXTERIOR OUTLET BY PROPANE TANKS

MODEL	SIZE	WEIGHT	HITCH WEIGHT	GVWR	SLEEPS	RECEIVER HITCH	AXLES	R-VALUE
16LE	8' X 16'	4030	395	5500	5	2"	1	R-16

16LE

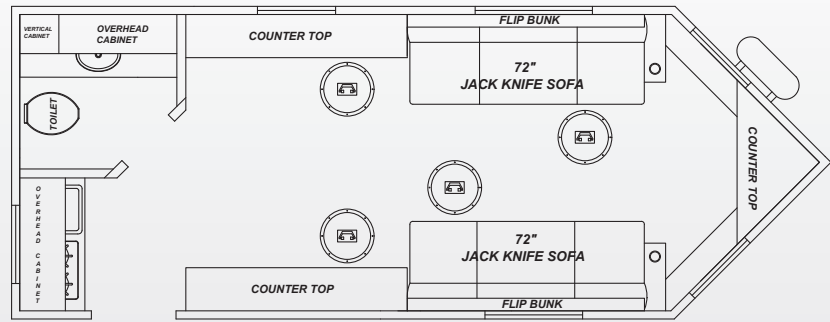


**PROUDLY MADE
 IN THE U.S.A!**



**PROUDLY MADE
IN THE U.S.A!**

17 RBLE



STANDARD FEATURES

1 PIECE SEAMLESS ROOF
1 YEAR WARRANTY
2 BURNER COOK TOP
30K BTU FORCED AIR FURNACE
3/4" MARINE GRADE PLYWOOD DECKING
(2) 30LB PROPANE TANKS
30FT POWER CORD
A/C PREP
AM/FM BLUETOOTH RADIO
BATTERY DISCONNECT
BLACK DIAMOND PLATE FRONT NOSE
BLACK LUG NUTS
BLINDS
BUNK BED SAFETY RAIL
BUNK LADDER
MAPLE HUNTER SHAKER STYLE CABINET DOORS

CABLE TV PREP
CARPET
PANEL INTERIOR WALLS
GS TRAILER FRAME
CO & LP DETECTORS
DEAD BOLT LOCK
DIGITAL THERMOSTAT
DOOR STRUT
DUAL PANE WINDOWS
EXTERIOR ROOF CORNER CAPS
EZ LUBE AXLES
GLACIER ENTRY MAT
HAND CRANK W/ 1-3/4" STRAPS
UPDATED GRAPHICS PACKAGE
BLACK 9" ACCENT SIDING AT ROOF
LINE AND ABOVE DIAMOND PLATE

LED EXTERIOR INDICATOR LIGHTING
LED GLASS CABINET DOOR
LED ICE HOLE LIGHTS
LED INTERIOR LIGHTING
LED SPEAKERS
PORCH LIGHT
RIDE DAMPENING MULTI-LEAF SUSPENSION
SELF EDGE COUNTER TOPS
SIDE SHELF
SIDE TABLE
SMOKE DETECTOR
STANDARD USB PORTS
TRUSSED ROOF
TV ANTENNA W/ HDMI HOOK UPS
EXTERIOR OUTLET BY PROPANE TANKS

MODEL	SIZE	WEIGHT	HITCH WEIGHT	GVWR	SLEEPS	RECEIVER HITCH	AXLES	R-VALUE	FRESH TANK	BLACK TANK	GRAY TANK
17 RBLE	8' X 17'	4750	485	5500	6	2"	1	R-16	30 G	12 G	21 G





STANDARD FEATURES

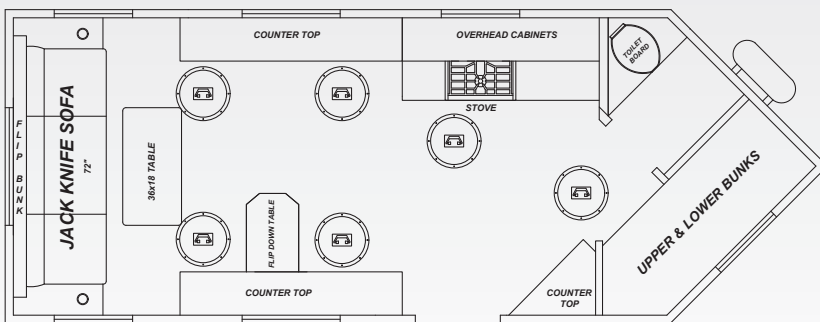
1 PIECE SEAMLESS ROOF
 1 YEAR WARRANTY
 2 BURNER COOK TOP
 30K BTU FORCED AIR FURNACE
 3/4" MARINE GRADE PLYWOOD DECKING
 (2) 30LB PROPANE TANKS
 30FT POWER CORD
 A/C PREP
 AM/FM BLUETOOTH RADIO
 BATTERY DISCONNECT
 BLACK DIAMOND PLATE FRONT NOSE
 BLACK LUG NUTS
 BLINDS
 BUNK BED SAFETY RAIL
 BUNK LADDER
 MAPLE HUNTER SHAKER STYLE CABINET DOORS

CABLE TV PREP
 CARPET
 PANEL INTERIOR WALLS
 GS TRAILER FRAME
 CO & LP DETECTORS
 DEAD BOLT LOCK
 DIGITAL THERMOSTAT
 DOOR STRUT
 DUAL PANE WINDOWS
 EXTERIOR ROOF CORNER CAPS
 EZ LUBE AXLES
 GLACIER ENTRY MAT
 HAND CRANK W/ 1-3/4" STRAPS
 UPDATED GRAPHICS PACKAGE
 BLACK 9" ACCENT SIDING AT ROOF
 LINE AND ABOVE DIAMOND PLATE

LED EXTERIOR INDICATOR LIGHTING
 LED GLASS CABINET DOOR
 LED ICE HOLE LIGHTS
 LED INTERIOR LIGHTING
 LED SPEAKERS
 PORCH LIGHT
 RIDE DAMPENING MULTI-LEAF SUSPENSION
 SELF EDGE COUNTER TOPS
 SIDE SHELF
 SIDE TABLE
 SMOKE DETECTOR
 STANDARD USB PORTS
 TRUSSED ROOF
 TV ANTENNA W/ HDMI HOOK UPS
 EXTERIOR OUTLET BY PROPANE TANKS

MODEL	SIZE	WEIGHT	HITCH WEIGHT	GVWR	SLEEPS	RECEIVER HITCH	AXLES	R-VALUE
17 RBLE	8' X 17'	4750	485	5500	6	2"	1	R-16


17MBLE



**PROUDLY MADE
 IN THE U.S.A!**

SHELLS & SPEARHOUSES

17' SHELL



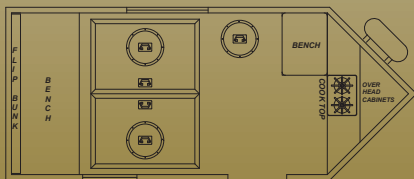
STANDARD SHELL FEATURES

- DEAD BOLT LOCK
- ROOF VENT
- 1 PIECE SEAMLESS ROOF
- TRUSSED ROOF (ALL MODELS)
- EZ LUBE AXLES
- RIDE DAMPING MULTI-LEAF SUSPENSION
- BLACK DIAMOND PLATE WHEEL WELLS
- BLACK DIAMOND PLATE FRONT NOSE
- BATTERY POWERED BREAKAWAY (16' & UP)
- CARPET
- 2 LIGHTS (12' & 14' SHELL MODELS)
- 3 LIGHTS (16' - 24' SHELL MODELS)
- 1 YEAR WARRANTY
- RADIANT WRAP (ALL MODELS)
- 3/4" MARINE GRADE PLYWOOD DECKING
- HAND CRANK W/ 1-3/4" STRAP (12' - 17')
- HYDRAULIC FRAME W/ REMOTE OPERATION (18' - 24' SHELL MODELS)

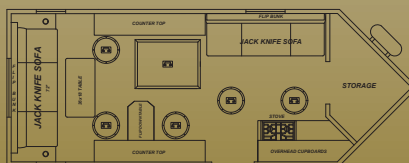
SHELL MODEL	SIZE	WEIGHT	HITCH WEIGHT	GVWR	RECEIVER HITCH	AXLES
12'	6.5' X 12'	1480	195	2990	2"	1
14'	6.5' X 14'	1650	290	2990	2"	1
16'	8' X 16'	2750	395	5500	2"	1
17'	8' X 17'	2996	485	5500	2"	1
18'	8' X 18'	3840	875	10,000	2 5/16"	2
20'	8' X 20'	3915	900	10,000	2 5/16"	2
21'	8' X 21'	3960	925	10,000	2 5/16"	2
22'	8' X 22'	4150	1025	10,000	2 5/16"	2
24'	8' X 24'	4320	1075	10,000	2 5/16"	2

SPEAR HOUSE	SIZE	WEIGHT	HITCH WEIGHT	GVWR	SLEEPS	RECEIVER HITCH	AXLES	R-VALUE
12 SP	6.5' X 12'	2720	195	2990	2	2"	1	R-14
17 SP	8' X 17'	4760	485	5500	5	2"	1	R-16

12 SP



17 SP



12SP - 44" X 62" SPEAR HOLE OPENING SPLIT IN THE MIDDLE WITH FISHING HOLE COVERS ON EACH SPEAR DOOR. STANDARDS ARE THE SAME AS 12RC.

17SP - 24" X 36" SINGLE DOOR. STANDARDS ARE THE SAME AS 17RD.



COMFORT OPTIONS

COMFORT OPTION	GLACIER SERIES	EXPLORER SERIES	LIMITED SERIES
• GALVANIZED FRAMES ALL SIZES	•	•	•
• FLAT ALUMINUM SIDING	•	•	•
• CEDAR TONGUE & GROOVE INTERIOR	•	•	•
• CEDAR RAISED PANEL CABINET DOORS	•	•	•
• REAR U-SHAPED DINETTE	•	•	•
• FREE STANDING PORTABLE TABLE	•	•	•
• 12 VOLT CEILING FAN	•	•	•
• A/C 13.5 NON-DUCTED	•	STANDARD	•
• 32" LED TV W/ WALL MOUNT	•	•	•
• AWNING WITH LED ROPE LIGHTS	•	•	•
• DREAM DINETTE	•	•	•
• EXTRA FISHING HOLE	•	•	•
• EXTRA INTERIOR LED LIGHTS	•	•	•
• EXTRA LED PORCH LIGHTS	•	•	•
• FLAT WALL FIREPLACE	•	•	•
• FLIP DOWN 10.5" TV	•	•	•
• GO RVING SEAL (MANDATORY)	STANDARD	STANDARD	STANDARD
• HYDRAULIC FRAME (18'-24' IS STANDARD)	16' & 17'	16' & 17'	16' & 17'
• INTERIOR LED ACCENT LIGHTING	•	•	•
• MICROWAVE	•	STANDARD	•
• OVER WHEEL WELL FIREPLACE	CERTAIN MODELS	•	CERTAIN MODELS
• POWER AWNING	•	STANDARD	•
• POWERED CEILING VENT WITH FAN	•	STANDARD	•
• ELECTRIC LIFT BED	•	•	•
• REFRIGERATOR	12V 4.5CU FT	6CU FT	12V 4.5CU FT
• REAR SOFA IN PLACE OF JACK KNIFE SOFA	•	•	•
• SOLAR PREP	•	•	•
• SOLAR PANEL	•	•	•
• SPARE TIRE	STEEL/ALUMINUM	STEEL/ALUMINUM	STEEL/ALUMINUM
• STOVE / OVEN COMBO	16' & UP	STANDARD	•
• TOY HAULER	•	•	•
• TV ANTENNA	•	•	•
• TWO-TONE EXTERIOR SIDING	•	•	•
• COIN RUBBER FLOORING	•	•	•
• WOOD PLANK VINYL FLOORING	•	•	•
• WHEEL CHAIR ACCESSIBLE ENTRY DOOR	•	•	•
• OUTSIDE GRILL	•	•	•
• TOILET BOARD	•	•	•
• DRY FLUSH TOILET	•	•	•
• CABINET IN FRONT OF LIFT BED (CERTAIN MODELS)	•	•	•
• TOY HAULER	•	•	•
• COIN RUBBER FLOORING	•	•	•
• WOOD PLANK VINYL FLOORING	•	•	•
• WHEEL CHAIR ACCESSIBLE ENTRY DOOR	•	•	•
• BAGGAGE DOOR	•	•	•
• EXTERIOR LADDER	•	•	•

SHELL MODELS AVAILABLE IN ALL SIZES (12'-24')

OPTIONAL BED LIFT SIZES		
12' - 30" X 63"	17' - 45" X 82"	21' - 60" X 82"
14' - 30" X 63"	17' HYD - 48" X 82"	22' - 45" X 82"
16' - 43" X 82"	18' - 48" X 82"	22' TH - 60" X 82"
16' HYD - 48" X 82"	20' - 60" X 82"	24' - 60" X 82"

EACH GLACIER IS WEIGHED AT THE MANUFACTURING FACILITY PRIOR TO SHIPPING. A LABEL IDENTIFYING THE UNLOADED VEHICLE WEIGHT OF THE ACTUAL UNIT AND THE CARGO CARRYING CAPACITY IS APPLIED TO EVERY GLACIER PRIOR TO LEAVING OUR FACILITIES. THE LOAD CAPACITY OF YOUR UNIT IS DESIGNATED BY WEIGHT, NOT BY VOLUME, SO YOU CANNOT NECESSARILY USE ALL AVAILABLE SPACE WHEN LOADING YOUR UNIT. ALL INFORMATION CONTAINED ON THIS WEBSITE IS BELIEVED TO BE ACCURATE AT THE TIME OF PUBLICATION. HOWEVER, DURING THE MODEL YEAR, IT MAY BE NECESSARY TO MAKE REVISIONS AND GLACIER LLC RESERVES THE RIGHT TO MAKE CHANGES WITHOUT NOTICE, INCLUDING PRICES, COLORS, MATERIALS, EQUIPMENT AND SPECIFICATIONS, AS WELL AS THE ADDITION OF NEW MODELS AND THE DISCONTINUANCE OF MODELS SHOWN ON THE WEBSITE. THEREFORE, PLEASE CALL TO CONFIRM THE EXISTENCE OF ANY DESIGN, SPECIFICATION OR MATERIAL, THAT ARE MARITAL TO YOUR PURCHASE.

©2024-2025 | ALL RIGHTS RESERVED

THE ULTIMATE WAY TO PLAY

GLACIER | RV EXPLORER | TOY HAULERS | SHELLS

12 Custom Exterior Colors

AT GLACIER, WE OFFER CUSTOM EXTERIOR COLORS TO FIT EVERY TASTE, FROM OUR LUXURIOUS METALLIC FINISHES TO OUR BRIGHT, EYE-POPPING COLORS THAT TURN HEADS. USING PREMIUM QUALITY ALUMINUM, OUR PAINT RESISTS UV DEGRADATION, WHICH PREVENTS CHAULKING AND FADING IN HARSH ENVIROMENTS. THE COLOR CHARTS ARE FOR REFERENCE ONLY. ACTUAL METAL COLOR SAMPLES ARE AVAILABLE UPON REQUEST.

WE RESERVE THE RIGHT TO MAKE CHANGES WITHOUT NOTICE.

CORRUGATED ALUMINUM SIDING COLORS

FLAT ALUMINUM SIDING COLORS

BLACK ONYX	SNOW WHITE	MEDIUM CHARCOAL
YELLOW	RED	SHAMROCK GREEN
PEWTER	BRANDYWINE	NAVY BLUE
COPPER	GLACIER BLUE	ORANGE

BLACK	WHITE
VICTORY RED	CHARCOAL
LIGHT PEWTER	SILVER MIST
MATTE BLACK	CHAMPAGNE

BRainerd OFFICE

11287 Ash Ave Brainerd, MN 56401

(218) 454-1078 FAX: (218) 454-1079



ALL SPECIFICATIONS SUBJECT TO CHANGE WITHOUT NOTICE. OWNERS OF GLACIER ICE HOUSES ARE SOELY RESPONSIBLE FOR THE SELECTION AND PROPER USE OF SUITABLE TOW VEHICLE. ALL CUSTOMERS SHOULD CONSULT WITH A MOTOR VEHICLE MANUFACTURER OR THEIR DEALER CONCERNING E PURCHASE AND USE OF SUITABLE TWO VEHICLES. GLACIER DISCLAIMS ANU LIABILITY OR DAMAGES SUFFERED AS A RESULT OF THE SELECTION, OPERATION, USE OR MISUSE OF A TOW VEHICLE. PRODUCT INFORMATION IS AS ACCURATE AS POSSIBLE AT THE DATE OF PUBLICATION OF THIS BROCHURE. FEATURES, FLOOR PLANS AND SPECIFICATIONS ARE SUBJECT TO CHANGE WITHOUT NOTICE. -SEPTEMBER 2018 ©2025 GLACIER ICE HOUSE ALL RIGHTS RESERVED

TO FIND A DEALER, VISIT
GLACIERICEHOUSE.COM