

# SUNSET T R A I L

**SPORT SERIES**

**SUPER LITE**



**CROSSROADS™**  
*Recreational Vehicles*



# SUNSET

TRAIL  
SPORT SERIES

## TOP FEATURES:

- Slide Out Awning Toppers
- 100 Watt Solar Panel w/ Controller in Passthrough
- 6 Sided Laminated Construction
- Power Package: Tongue Jack, Stabilizer Jacks, Awning
- Fireplace
- Enclosed Underbelly
- Black Tank Flush
- Spare Tire
- Rear Ladder Prep
- Flip-Up Steps
- Black Glass Entry Door w/ Window
- Motion Lights in Bathroom

## SUNSET TRAIL UPGRADES:

- Barreled Ceiling w/ LED Strip Lights in Living Area
- Exterior Graphics
- TV Standard
- Rear Ladder
- 3/4 Front Cap
- Tri-Fold Sofa
- Dream Dinette
- Doors Under Dinette
- Aluminum Rims
- Solid Surface Countertops in Kitchen
- Stainless Steel Sink
- Slam Latch Baggage Doors
- Flush Floor Slides
- Convenience Center in Passthrough
- Bed Spread
- Porcelain Toilet
- Upgraded Insulation
- Large Grab Handle
- 30" Entry Door
- Detachable Power Cord
- Heated Tank Pads



# STANDARDS & OPTIONS

## SPORT SERIES

### STANDARD EXTERIOR

- 6 Sided Laminated Structure
- Secure Stance Steps
- Slide Out Awning
- Solar Panel System
- Enclosed Underbelly
- Diamond Front Plate
- 20 LB LP Bottles
- Power Tongue Jack
- Power Stabilizer Jacks
- Tinted Windows
- Glass Entry Door
- Spare Tire
- Power Awning
- Walkable Roof
- Outside Water Port
- Giggy Box
- Backup Camera Prep
- On-Demand Water Heater

### STANDARD INTERIOR

- 15K BTU A/C
- Gas Top Range Cover
- On Demand Water Heater
- Large Single Bowl Sink
- Pressed Kitchen Countertops in Kitchen
- 10 Ft<sup>3</sup> Refer
- Microwave
- Fireplace
- Roller Shades
- Queen Bed
- Fire Extinguishers
- Detector for Smoke, Carbon Monoxide & LP Gas
- LED Interior/Exterior Lights
- HyperDeck™ Flooring
  - Water Resistant
  - Fiberglass Reinforced
  - Polypropylene Layers

### OPTIONS

- 50 Amp Service
- 2<sup>nd</sup> 13.5K BTU A/C
- Theater Seating

### STANDARD EXTERIOR

- 5 Sided Aluminum Structure
- Secure Stance Step
- Aluminum Wheels
- Black Tank Flush
- On Demand Gas Water Heater
- Slideout Awning (VBM)
- Tinted Windows
- Glass Entry Door
- Rear Ladder
- 13,500 BTU Ducted Air Conditioner
- Electric Awning w/ LED Strip
- Docking Station w/ Battery Disconnect
- Swing-out Grab Handle
- Nitrogen Filled Radial Tires
- Winegard 360+ w/ Wifi Prep
- 30" Friction Hinge Entry Door w/ Motion Sensor Light
- Front Diamond Plate - Rock Guard
- 20# LP Bottles
- Backup Camera Prep
- Spare Tire
- Detachable Power Cord
- Pass-through Storage Area w/ Motion LED & Slam Latch Doors
- Fiberglass Front Cap
- 5 Point Electric Stabilizer Jacks
- Outside Kitchen w/ Capitol Grill (VBM)
- Outside Water Port
- Walkable Roof
- Giggy Box - 12 Volt Protection Box
- Solar Panel System

### STANDARD INTERIOR

- Gas Oven w/ Glass Top Range Cover
- Stainless Steel Farmhouse Sink w/ Cover - Single Bowl
- Solid Surface Countertops in Kitchen
- 10 FT<sup>3</sup> Refer
- Pocket Doors Separating Bedroom (VBM)
- Skylight In Shower
- Detector for Smoke, Carbon Monoxide, and LP Gas
- Fire Extinguisher
- LED Interior Lights/Exterior Lights
- Porcelain Toilets
- Hidden Cabinet Door Hinges
- USB Ports: Bedroom, Main Area, and Bunks
- Decorative Bedspread
- Tri-Fold Sleeper Sofa
- King Bed
- Windshield in Front Cap (222RB, 269FK, 285CK)

## SUNSET TRAIL

- Triple Theater Seats (222RB)
- Bed Base with Shoe Storage & Pet Station
- Fireplace (VBM)
- XL Jumbo Booth w/ Panoramic Landscape Window
- Dream Dinette (Easy Up & Down)
- Drawers Below Booth
- Flush Floor - Main Slide
- Heated Tank Pads: On - 45° Off - 67°
- Roller Shades
- Extreme Weather Package
  - Maximum Insulation w/ Reflective Foil
  - 30,000 BTU Furnace (Super Lite)
  - 2" Heat Duct in Enclosed Underbelly
- HyperDeck™ Flooring
  - Water Resistant
  - Fiberglass Reinforced
  - Polypropylene Layers

### OPTIONS

- Free Standing Table w/4 Chairs (Replaces Dinette Booth)
- Theater Seats IPO Tri-Fold Sofa
- 15,000 BTU Main A/C
- 50 Amp Service w/ 2nd A/C Prep
- 2<sup>nd</sup> A/C 13,500 Non-Ducted (Bedroom)

\*VBM - Varies by Model

Features



# SPORT SERIES



SS-26RBS



SS-27BHS



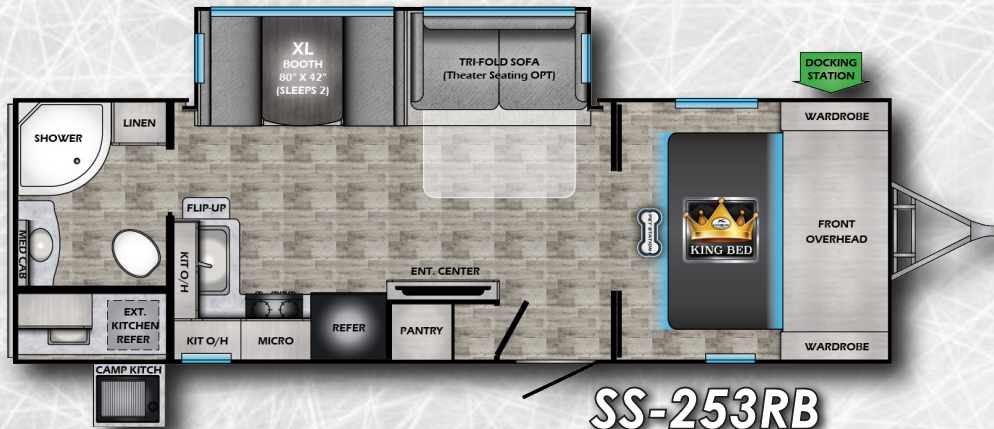
SS-28QBS



SS-222RB



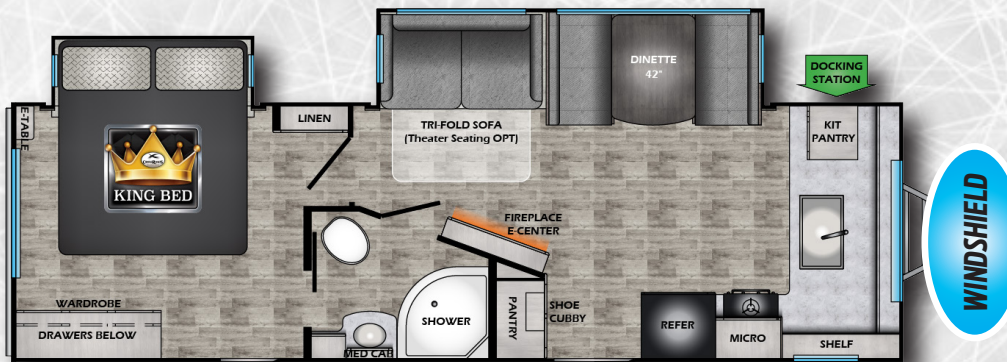
SS-242BH



SS-253RB



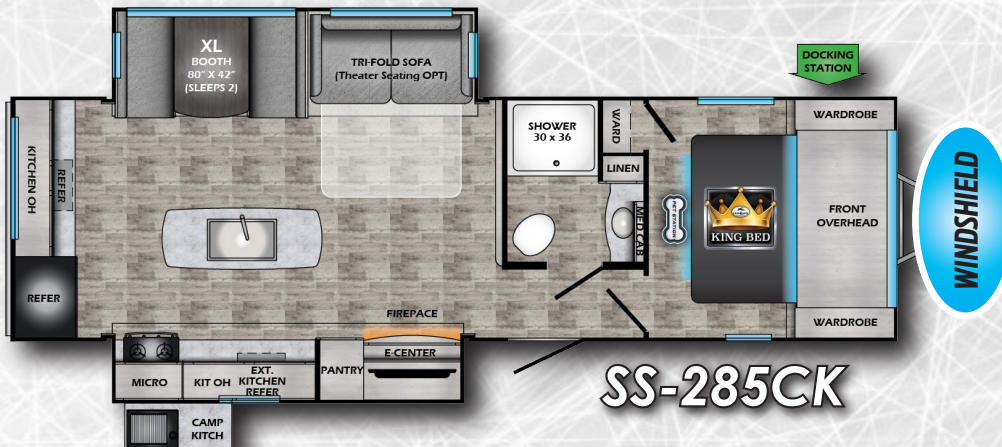
SS-258RD



SS-269FK

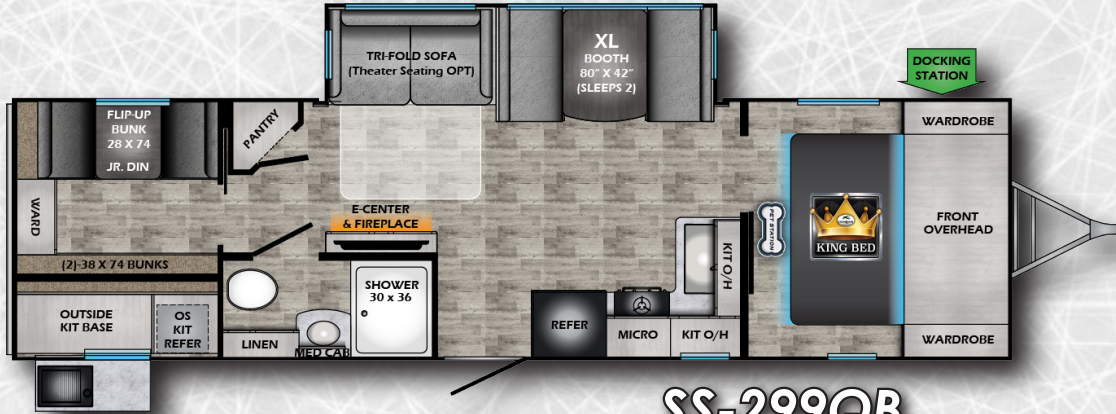


SS-279BH

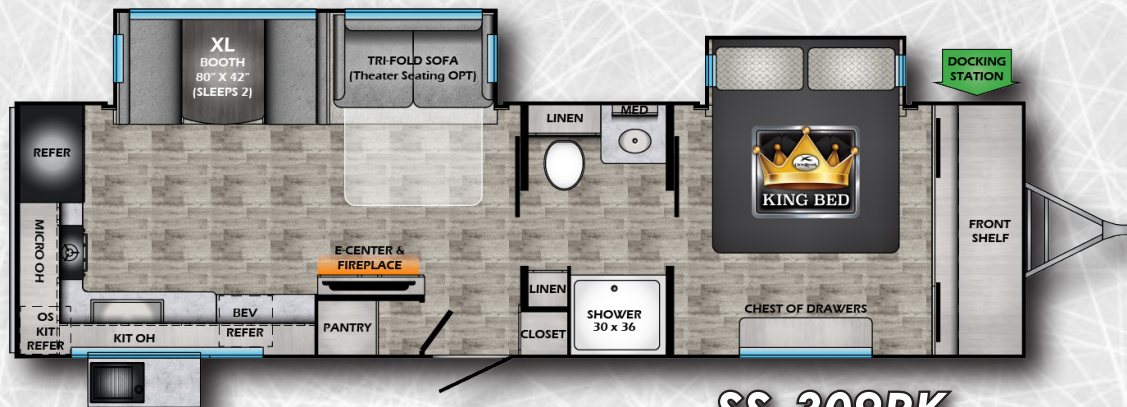


SS-285CK

## Features



**SS-299QB**



**SS-309RK**



**SS-330SI**

**BUNK ROOM SLEEPS (5)**



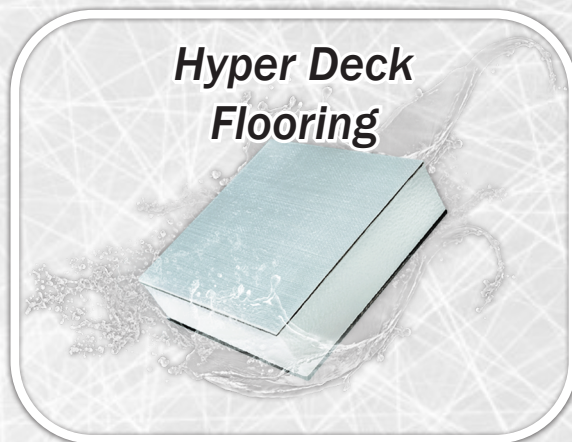
**SS-331BH**

# DECORS



MODEL	26RBS	27BHS	28QBS	222RB	242BH	253RB	258RD
DRY WEIGHT	5447	5336	5457	5360	5384	5894	5636
HITCH	575	598	698	646	698	656	774
LENGTH	30' 10"	31' 10"	32' 10"	26' 11"	28' 11"	29' 11"	29' 11"
EXT. HEIGHT + A/C	11' 0"	11' 0"	11' 0"	11' 1"	11' 1"	11' 1"	11' 1"
FRESH WATER	44 Gal	44 Gal	21 Gal	40 Gal	40 Gal	54 Gal	54 Gal
BLACK WATER	28 Gal	28 Gal	28 Gal	30 Gal	30 Gal	30 Gal	30 Gal
GRAY WATER	78 Gal	78 Gal	39 Gal	30 Gal	30 Gal	30 Gal	30 Gal

MODEL	269FK	279BH	285CK	299QB	309RK	330SI	331BH
DRY WEIGHT	6374	TBD	6626	6380	6907	7630	7794
HITCH	816	TBD	802	888	770	1034	936
LENGTH	30' 11"	TBD	32' 5"	33' 11"	34' 11"	37' 0"	37' 6"
EXT. HEIGHT + A/C	11' 1"	TBD	11' 2"	11' 2"	11' 2"	11' 3"	11' 2"
FRESH WATER	54 Gal	TBD	54 Gal	54 Gal	54 Gal	54 Gal	54 Gal
BLACK WATER	30 Gal	TBD	30 Gal	30 Gal	30 Gal	30 Gal	60 Gal
GRAY WATER	60 Gal	TBD	60 Gal	60 Gal	60 Gal	60 Gal	60 Gal



SCAN ME FOR MORE INFO!



[www.crossroadsrv.com](http://www.crossroadsrv.com) • 2164 Caragana Ct, Goshen, IN 46526 • (260) 593 - 3850

DISCLAIMER: Product information is as accurate as possible as of the date of publication of this brochure. All features, floor plans, and specifications in this brochure are subject to change without notice. Please also consult CrossRoads' web site at [www.crossroadsrv.com](http://www.crossroadsrv.com) for more current product information and specifications. Tow Vehicle Disclaimer. CAUTION: Owners of CrossRoads recreational vehicles are solely responsible for the selection and proper use of tow vehicles. All customers should consult with a motor vehicle manufacturer or their dealer concerning the purchase and use of suitable tow vehicles for CrossRoads products. CrossRoads disclaims any liability or damages suffered as a result of the selection, operation, use or misuse of a tow vehicle. CROSSROADS' LIMITED WARRANTY DOES NOT COVER DAMAGE TO THE RECREATIONAL VEHICLE OR THE TOW VEHICLE AS A RESULT OF THE SELECTION, OPERATION, USE OR MISUSE OF THE TOW VEHICLE. REFERENCE CROSSROADS RV COMPANY OWNERS MANUAL FOR LIMITED WARRANTY DETAILS. \*Length is defined as the distance from the centerline of hitch pin/coupler to rear bumper of trailer.