

**2023**  
MODEL YEAR

CLASS A GAS  
**ADMIRAL**

**HR** HOLIDAY RAMBLER  
holidayrambler.com

28A | 29M | 32N | 33B6

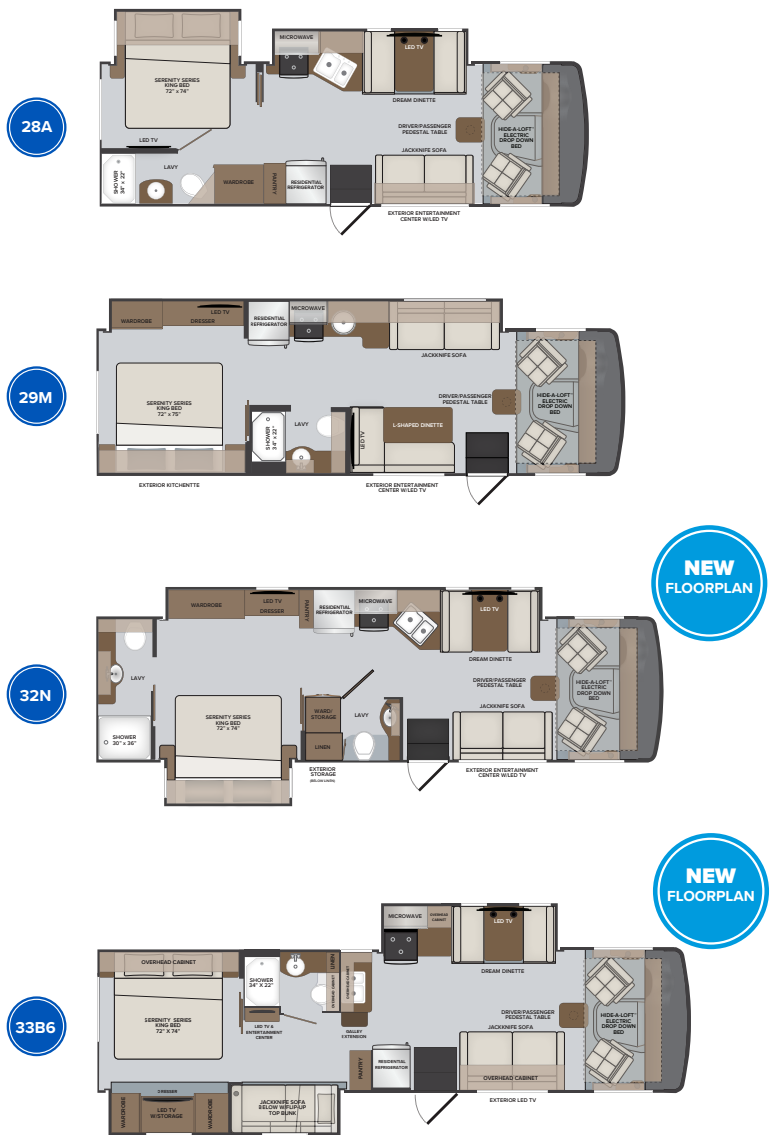


**TOP FEATURES**

- Ford 7.3L V8. (350HP, 468ft.lb.)
- 16K - 22K chassis.
- 8,000 lb. tow hitch.
- Pre wired for solar panel.
- Wifi Ranger comes standard boosting any existing Wifi signal.
- 50 Amp service.
- MultiPlex house controls that can be controlled by your smart device or the digital display centrally located inside your unit.
- Large Exterior 50" LED TV. Largest exterior television in this price point.
- Standard Hide-A-Loft™ electric drop down bed.
- Standard residential refrigerator. LP refrigerator optional.
- No luan backer on fiberglass sidewall reducing the possibility of delams.
- Full sheet steel lined underbelly on floors and slideouts giving optimal protection against moisture.
- Large one piece panoramic windshield design allows for clear views of the road ahead.

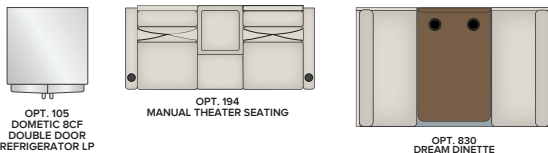
**ADMIRAL**

Shown in Dockside Graphics



**AVAILABLE OPTIONS**

- Steering Stabilizer System
- Roof Vent Rain Covers
- KING® Stationary Satellite Universal System
- Manual Theater Seating
- Dream Dinette w/Table, Single Door Storage (29M)
- LP Refrigerator 8 Ft<sup>3</sup>
- Dual 11,000 BTU A/C w/4.0 Generator/EMS (28A) (Standard 29M)
- 5.5kW Onan® Generator w/Dual 13,500 BTU A/C (29M) (Standard 32N & 33B6)
- Ford® CSA Package



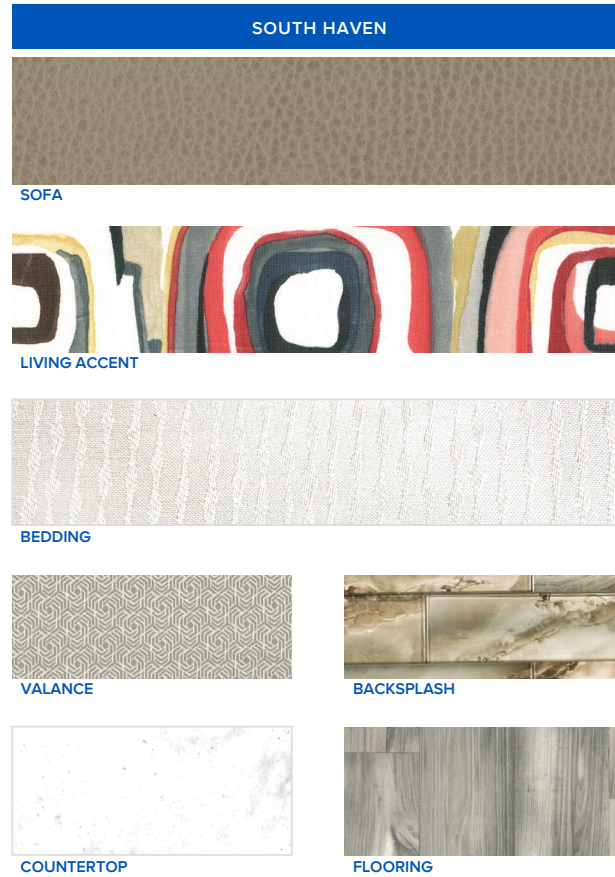

TO LOCATE A DEALER NEAR YOU VISIT OUR WEBSITE AT HOLIDAYRAMBLER.COM

**2023**  
MODEL YEAR

CLASS A GAS  
**ADMIRAL**

**HR** HOLIDAY RAMBLER  
holidayrambler.com

28A | 29M | 32N | 33B6



**CHASSIS**

MODEL	28A	29M	32N	33B6
Wheelbase	190"	190"	208"	208"
Front GAWR (lbs)	6,500	7,000	8,000	8,000
Rear GAWR (lbs)	11,000	12,000	15,000	15,000
GCWR (lbs)	21,000	23,000	26,000	26,000
Hitch Rating Weight (lbs)	8,000	8,000	8,000	8,000
Tongue Weight (lbs)	800	800	800	800
Fuel Capacity (gal)	80	80	80	80

**FORD® CHASSIS**

Model: Ford®



Engine: 7.3L Triton V8

Transmission: Ford® 6-Speed, Automatic w/Overdrive

Alternator: 210 Amp

Torque: 468 lb.-ft. @ 3,000 RPM

Horsepower: 350HP @ 3,900 RPM

**DIMENSIONS AND CAPACITIES**

MODEL	28A	29M	32N	33B6
Overall Length	29' 3"	31' 0"	33' 6"	34' 7"
Overall Height	12' 4"	12' 4"	12' 4"	12' 4"
Overall Width (Maximum)	100"	100"	100"	100"
Interior Height (Maximum)	82"	82"	82"	82"
Interior Width (Maximum)	96"	96"	96"	96"
Patio Awning Width	20' 0"	20' 0"	14' 0"	12' 0"
Interior Storage (cu. ft.)	81	92	97	121
Exterior Storage (cu. ft.)	70	45	83	93
Fresh Water Capacity (gal)	50	50	50	50
Grey Water Capacity (gal)	37	37	37	37
Black Water Capacity (gal)	37	37	37	37

EXTERIORS



**ALL-NEW EXTERIOR GRAPHICS  
FOR MODEL YEAR 2023**

**ADMIRAL**

©2022 REV RECREATION GROUP, INC. PRINTED IN USA. INVENTORY CONTROL ADMIRAL23F1, 12/22. MODEL YEAR 2023