


Soul of the RV

Whether a weekend getaway or an extended season, the Voltage will renew your spirit. With more standard features and a focus on quality, value, and design, find your soul of the RV.



35 YEARS ANNIVERSARY PACKAGE

Keyless Entry



On-Demand Tankless Water Heater



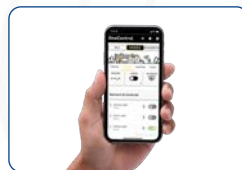
Slide-Out Toppers



Rear View Monitor Camera




Solo OneControl




Standard on ALL Floorplans


INTERIOR DECORS



Midnight



Platinum



Flooring



Waterways Cabinets



Aurora Countertop


SIGNATURE SERIES
by Dutchmen

See the DUTCHMEN® Construction Advantage.

We put a great amount of thought into every RV we design and build. From strong frames, to sturdy walls and insulation, we build every RV to take you on many adventures to come.

Main Floor Structure

- 1 Linoleum Flooring
- 2 Dynaspan Floor Decking
- 3 Aluminum Frame with Block Foam Insulation and Heat Duct
- 4 Luan Panel
- 5 Darco Moisture Barrier
- 6 Steel Powder-Coated Main I-Beam Frame
- 7 Radiant Foil Insulation
- 8 Fully Enclosed Underbelly




Laminated Walls

- 1 Gelcoat Fiberglass Exterior Panel
- 2 Double Luan Wall Backing
- 3 Aluminum Frame with Block Foam Insulation
- 4 Interior Wall Panel



Solid Garage Floor

- 1 Rubber Floor Covering with Tie Downs Anchored to Frame
- 2 1" Floor Decking
- 3 Radiant Insulation
- 4 Darco Moisture Barrier
- 5 Steel powder coated main I-Beam Frame



MORE STANDARD FEATURES MORE VALUE THIS IS THE SOUL OF RVING

We've built a reputation for bringing RV owners more standard features for less money for more than 35 years, and it's a reputation we plan to keep.



100% Pre-Delivery Inspection



The Industry's Best RV Warranty



The Leader in Parts & Service



Dutchmen
35TH ANNIVERSARY

Dutchmen began in 1988, this model year we are celebrating our 35th Anniversary. Our long term success comes from never losing focus on our core mission "We work for the customer".

Everything we put into our Voltage is designed not only to help you hit the road in comfort and style, but to also help you make memories with family, friends, and fellow travelers along the way.



Fifth Wheel Toy Haulers
Designed for enthusiasts.

Including



Dutchmen
35TH ANNIVERSARY
THE SOUL OF RVING

*Length is defined as the distance from the centerline of hitch pin/coupler to rear bumper of trailer. **Our weights represent how most units are built, inclusive of many commonly-ordered options. ***Fresh water capacity includes water heater capacity.

DISCLAIMER: Product information is as accurate as possible as of the date of brochure publication. All features, floor plans and specifications in this brochure are subject to change without notice. Please consult Dutchmen's website at www.Dutchmen.com for current product information and specifications.

Tow Vehicle Disclaimer. CAUTION: Owners of Dutchmen recreational vehicles are solely responsible for the selection and proper use of tow vehicles. All customers should consult with a motor vehicle manufacturer or their dealer concerning the purchase and use of suitable tow vehicles for Dutchmen products. Dutchmen disclaims any liability or damages suffered as a result of the selection, operation, use or misuse of a tow vehicle. DUTCHMEN'S LIMITED WARRANTY DOES NOT COVER DAMAGE TO THE RECREATIONAL VEHICLE OR THE TOW VEHICLE AS A RESULT OF THE SELECTION, OPERATION, USE OR MISUSE OF THE TOW VEHICLE. REFERENCE DUTCHMEN MANUFACTURING OWNERS MANUAL FOR LIMITED WARRANTY DETAILS. © 2022 Dutchmen 10-2022-Voltage-Printed in U.S.A. MY2023.

Your Dealer



Visit us online to see all the Dutchmen brands, innovative models, and spacious floor plans.



PO BOX 2000 | 2164 CARAGANA COURT | GOSHEN, IN 46527 | SALES 574.537.0600



VOLTAGE

The **Triton series** offers the same legendary Voltage durability and luxury you expect but wrapped inside a more economical platform. Standard features flourish on the Triton, such as king-size bed, large holding tanks, and luxury living area amenities that make Triton the unmatched leader in value-oriented toy haulers.

Features in Triton

- **King Bed Standard On All Floorplans** - greeting weary travelers after a long day on the road, that's exactly what Dutchmen owners can expect. Comes standard on all Triton and Voltage floorplans.
- **High Efficiency A/C System** - stay cool with two High Efficiency A/C units that come standard. It is also prepped to add a third A/C unit if needed.

EXTERIOR FEATURES:


- 1" Thick Baggage Doors
- 50 Amp Service w/ 50' Cord & Indicator Lights
- Fully Walkable Roof w/ TPO Alpha-Ply Material
- Large Electric Awning w/ LED Lights
- Tinted Safely Glass Windows
- 16" Aluminum Wheels
- Fuel Tank w/ Pump Station (30 Gallons)
- Winegard 360+ Digital Antenna
- 7,000-lb. Ultra Lube Axles
- Laminated End Walls in Side-outs
- 12V Heated Tank Pads
- Dedicated Heat Ducts for Underbelly
- Upgraded Graphics w/ 5 Year Warranty
- Aluminum Four Step Entry
- Rota Flex Pin Box
- One Touch Level Up
- Friction Hinge Entry Doors
- Roof Ladder
- Solar Prep

GARAGE FEATURES:

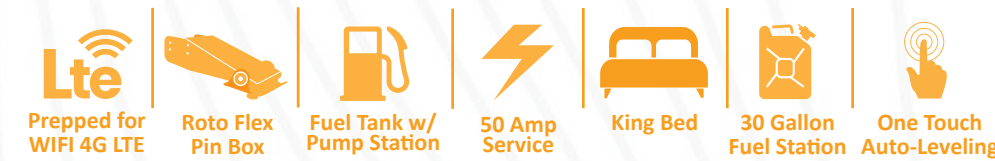
- Metal Ram Air Vents
- 2,500lb Tie Downs Attached to Frame
- Tuff Ply Garage Flooring
- Lay Flat HappiJac Sofas w/ Electric Top Bed Material
- Pull Down Screen
- Washer/Dryer Prep (NA 3351)
- TV Prep
- 4" Heat Duct
- Ramp Patio

INTERIOR FEATURES:

- 3-Burner Range w/ Upgraded Burner
- Upgraded Residential Furniture
- Heat & Massaging Sofa
- 50" LED TV
- Residential Shower w/ Glass Shower Door
- Upgraded Beaufloor Linoleum
- 18 cu. ft. Refrigerator (N/A in 3351)
- 30" Residential Microwave
- 3" Laminated Main Floor
- Key TV
- Soft Close Drawers & Doors - **NEW!**



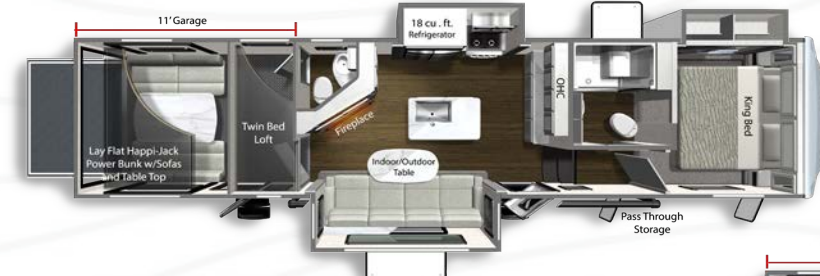
Standard Features In Triton Floorplan



To see more, visit dutchmen.com



TRITON 3351
Ext. Length: 36' 6" Weight: 11,466 lbs.
Sleeps: 4-6 Hitch: 2,353 lbs. Height: 13' 4"



TRITON 3511
Ext. Length: 39' 0" Weight: 13,292 lbs.
Sleeps: 6-8 Hitch: 2,728 lbs. Height: 13' 4"



TRITON 3571
Ext. Length: 39' 6" Weight: 13,157 lbs.
Sleeps: 4-6 Hitch: 3,100 lbs. Height: 13' 4"



TRITON 3911
Ext. Length: 44' 4" Weight: 13,994 lbs.
Sleeps: 6-8 Hitch: 3,479 lbs. Height: 13' 3"



TRITON 4191
Ext. Length: 45' 1" Weight: 14,667 lbs.
Sleeps: 4-6 Hitch: 3,657 lbs. Height: 13' 3"



TRITON 4271
Ext. Length: 46' 4" Weight: 15,103 lbs.
Sleeps: 6-8 Hitch: 3,744 lbs. Height: 13' 3"

Optional Features In Triton Floorplan



Voltage Series - More luxury, more durability, and more standard amenities than you ever imagined possible in a luxury toy hauler. From the exclusive Polar Breeze A/C system, Zero-G ramp door, luxurious living areas, and master bedrooms with king-size beds, the Voltage checks every box you demand.

Features in Voltage

- **Zero-Gravity Ramp Door** - large, rear ramp doors let you access your toy hauler garage with little to no effort. Which means, you can leave the heavy lifting to your extreme toys.
- **Fully-Insulated Garage Floor** - With a fully-insulated garage floor, your toys won't be subject to the whims of the weather.
- **All Weather Package** - Additional Insulation in roof and underbelly, also wrapping slide floors with Radiant Foil Insulation.

UPGRADED VOLTAGE FEATURES:

- All Weather Package
- 16" Custom Wheels
- Gel Coat Fiberglass Exterior Finish
- MorRyde CRE 3000 Suspension
- Secure Stance Entry Steps
- Second Fuel Tank - 30 Gal. (Total 60 Gal.)
- 150 Gal. Fresh Water (per floorplan)
- Blackout Roller Shades in Living Area & Bedroom
- 40" Flat Panel Fireplace
- Vessel Bowl Sink in Master Bathroom
- 2nd Power Awning Over Garage Entry Door
- Television in Garage
- Omni Chill Triple A/C System
- Ramp Patio w/ Electric Awning & Steps
- Tinted Frameless Windows
- Outside Entertainment Center (per floorplan)
- Solid Surface Countertops in Kitchen
- InSignia 4 Burner Residential Oven
- 12" Diamond Plate in Garage
- Hydraulic One Touch Leveling
- Solar Package

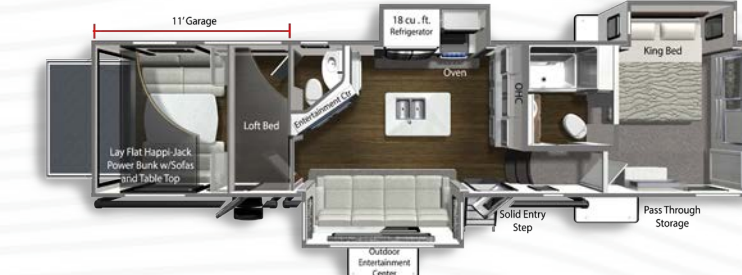
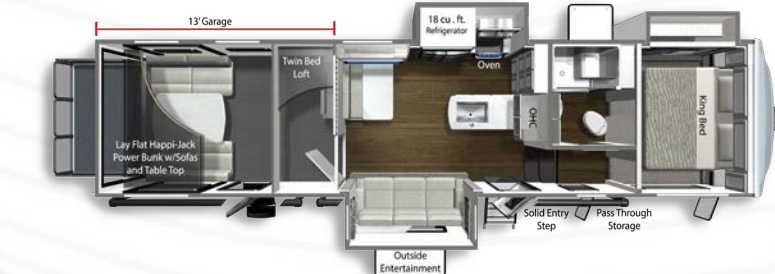


Standard Features In Voltage Floorplan



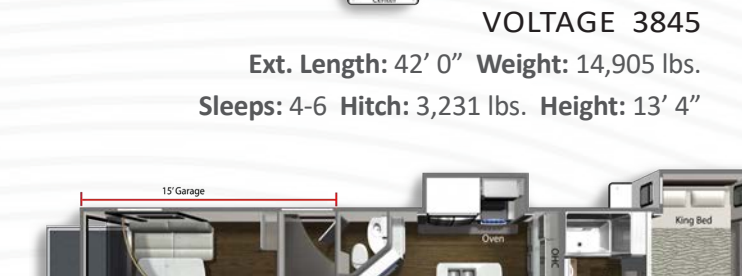
VOLTAGE 3635

Ext. Length: 39' 4" Weight: 13,629 lbs.
Sleeps: 6-8 Hitch: 3,118 lbs. Height: 13' 3"



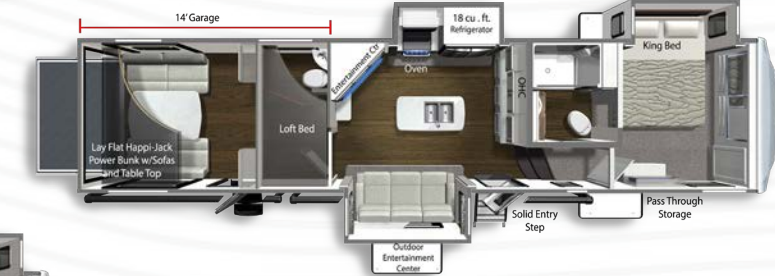
VOLTAGE 3675

Ext. Length: 40' 7" Weight: 14,020 lbs.
Sleeps: 6-8 Hitch: 2,957 lbs. Height: 13' 3"



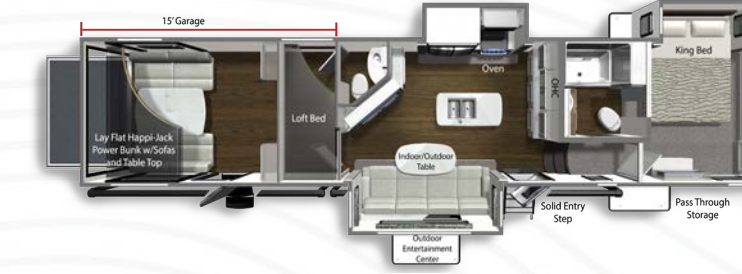
VOLTAGE 3845

Ext. Length: 42' 0" Weight: 14,905 lbs.
Sleeps: 4-6 Hitch: 3,231 lbs. Height: 13' 4"



VOLTAGE 4015

Ext. Length: 44' 8" Weight: 15,469 lbs.
Sleeps: 4-6 Hitch: 3,254 lbs. Height: 13' 4"



VOLTAGE 4135

Ext. Length: 44' 4" Weight: 15,269 lbs.
Sleeps: 6-8 Hitch: 3,804 lbs. Height: 13' 3"



VOLTAGE 4145

Length: 44' 2" Weight: 15,545 lbs.
Sleeps: 6-8 Hitch: 3,472 lbs. Height: 13' 3"

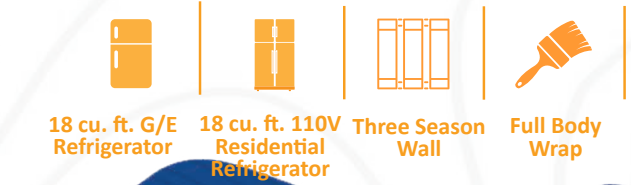


VOLTAGE 4225

Length: 46' 8" Weight: 16,092 lbs.
Sleeps: 8-10 Hitch: 3,642 lbs. Height: 13' 3"



Optional Features In Voltage Floorplan



*All information & specifications are for units manufactured after 10/01/2022 MY2023