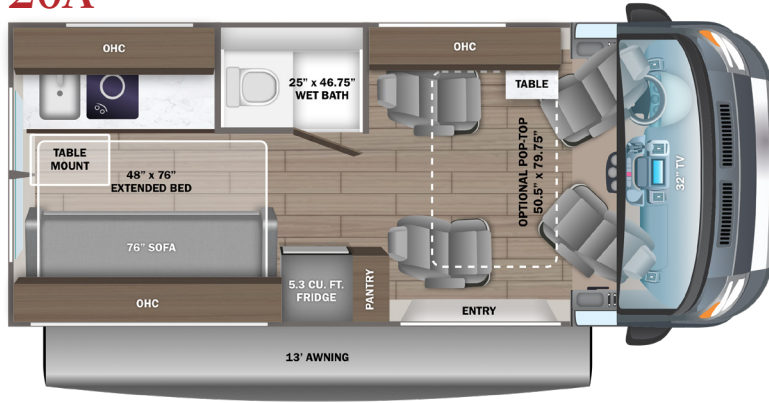


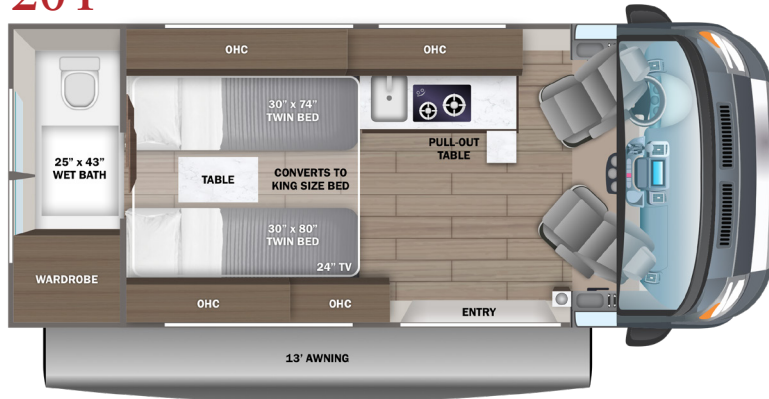
2025 ETHOS

Gas Class B Motorhome

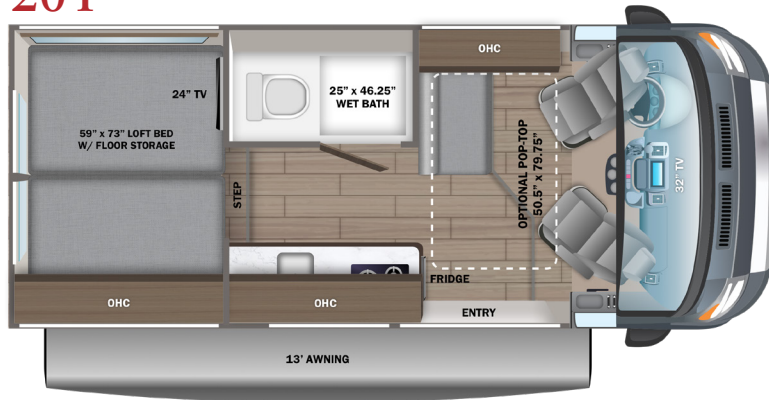
20A



20T



20Y



EXTERIOR SELECTIONS



Silver Van



Granite Van

CUSTOMER VALUE PACKAGE

E-Z Drive™; Hellwig helper springs, premium heavy-duty suspension
Thule® armless patio awning with LED light strip
Thule® roof rack (N/A with pop-top option)
Truma Combi Eco Plus water heater and furnace
Swivel driver and passenger seats with 6-way adjustment
Winegard® Connect 2.0 4G/Wi-Fi/digital TV antenna

STANDARD CHASSIS EQUIPMENT

RAM® ProMaster 3500 window van
GVWR - 9,350 lb.
GCWR - 11,500 lb.
3.6L V6 24V VVT 276HP engine with 250 ft.-lb. torque
9-speed automatic 948TE transmission
180-amp alternator
LT225/75R 16E tires
Aluminum wheels
3,500 lb. rear hitch receiver with dual 4/7 pin connector
12V chassis battery
24 gal. fuel tank (gas)

STANDARD EXTERIOR EQUIPMENT

LED-lit running boards for cab and entry doors
Chrome grille package
Cable TV hookup with RG-6 coax
Onan® 2,800W generator with auto-gen start
200W roof-mounted GoPower® solar panel with integrated control panel
1,000W inverter
(2) 12V AGM house batteries
House battery disconnect switch
30-amp electrical service with detachable power cord
(2) 120V exterior outlets
6 gal. propane tank (20 lb.)
LP quick-connect hookup
Heated holding tanks (12V pads)
LED-lit holding tank valves
Black tank flush
Gravity water fill (20T)
Winterization drain system
12V demand water pump
Water filtration system
Outside shower

STANDARD COCKPIT EQUIPMENT

Uconnect® 5 NAV infotainment center with Apple CarPlay™ and Android Auto™
Power folding/heated side-view mirrors
Push-button start
ParkView® rear backup camera with dynamic gridlines
Blind spot monitoring with rear cross path detection
LaneSense® lane departure warning with lane keep assist
Forward collision warning with active braking
Crosswind assist
Electronic stability control
Pedestrian/cyclist emergency braking
Traffic sign information
Drowsy driver detection
Rain-sensitive windshield wipers
Automatic high-beam headlights
Cruise control
Driver and passenger airbags
Wireless charging pad
Power windows and door locks
Privacy shades for cab windows
Remote keyless entry

STANDARD INTERIOR EQUIPMENT

Custom-molded ABS interior wall panels
Soft-touch vinyl ceiling
High-intensity LED ceiling lights
Tecnoform® European-style, high-gloss cabinetry
Ball-bearing drawer guides
Residential vinyl flooring
Firefly Multiplex system - wall-mounted touchscreen and mobile app for total coach control
120V Coleman®-Mach® 10 13,500 BTU air conditioner
Powered roof vent in living area
Zip-up screen for entrance door
Removable privacy shade for sliding door window
Sliding vented windows
Decorative window valances with day/night roller shades
Zip-up screen for rear doors (20A)
Rear magnetic privacy shades
Adjustable table with multiple mounts
(2) cab bucket seats (20A)
Seatbelts for driver/passenger seats and select cab locations
32 in. front TV on drop-down bracket (20A)
24 in. living area TV on swivel bracket (20T)
JBL® Flip 6 removable wireless Bluetooth speaker
Smoke alarm
Carbon monoxide detector
Fire extinguisher
5.3 cu.ft. DC refrigerator (20A)

3.1 cu.ft. AC/DC refrigerator (20T)
Convection microwave
2-burner gas cooktop (1-burner induction with pop-top option)
Stainless-steel sink with cover
Solid-surface kitchen countertop with pull-out extension
Pop-up 120V/USB outlet in kitchen
(2) twin-size beds with filler cushion converts to king-size bed (20T)
Under-bed storage (20T)
48 in. x 76 in. convertible sofa bed (20A)
Bathroom wardrobe
Shower with magnetic curtain surround
Aqua View® SHOWERMISER™ water management system
Toilet with foot flush
Medicine cabinet with mirror
Powered roof vent in bathroom (N/A with pop-top option)

OPTIONS

50.5 in. x 79.5 in. pop-top (20A, 20Y)

Li Package

- 48V-165 amp hour smart lithium battery providing 7.9KW hours of power
- IPO 2,800W generator and (2) 12V AGM house batteries
- Auto engine start with high idle
- 3,000W inverter IPO 1,000W inverter
- 2nd 48V alternator dedicated to lithium battery
- Timberline hydronic heating system IPO Truma Combi Eco Plus water heater and furnace
- 48V Coleman®-Mach® 10 13.5K BTU air conditioner IPO 120V Coleman®-Mach® 10 13.5K BTU air conditioner
- 1-burner induction cooktop IPO 2-burner gas cooktop
- No propane - all-electric coach



At Entegra Coach, we build our RVs to handle every adventure, then back them with an outstanding warranty. Our 2-year limited warranty has you covered for 2 camping seasons. That's 730 days. For a copy of our 2-year limited warranty with complete terms and conditions, please contact your local Entegra Coach dealer.

Floorplan	GVWR (lbs.)	GCWR (lbs.)	Wheel Base	Overall Length	Exterior Height w/ A/C & Satellite	Exterior Width	Interior Height	Fresh Water Capacity (gal.)	Grey Waste Water Capacity (gal.)	Black Waste Water Capacity (gal.)
20A	9,350	11,500	159	20' 11"	9' 3"	83	74	21	13/14	10
20D	9,350	11,500	159	20' 11"	9' 3"	83	74	24	13	12
20Y	9,350	11,500	159	20' 11"	9' 3"	83	74	21	20	10

It is important for your safety and enjoyment that you are aware of the weights and tow ratings of the RV you select. Consult a competent advisor for questions or advice. Whether you are new to RVing or a veteran, get a feel for the performance of your RV before heading out on the roadways. When you tow a vehicle with your RV, you must drive differently than when you drive a single vehicle. Practice hooking up, driving, backing up and braking in a safe environment or seek out professional instruction. Jayco affixes a weight label to each RV which lists weight information for that vehicle. Refer to that label to verify the vehicle will meet your requirements. Gross Vehicle Weight Rating (GVWR): The maximum permissible weight of the motorhome, including the Unloaded Vehicle Weight (UVW) plus passengers, personal items, all cargo, fluids, options and dealer-installed accessories. The GVWR is equal to or greater than the sum of the UVW and the Cargo Carrying Capacity. Gross Combined Weight Rating (GCWR): The maximum allowable combined weight of the motorhome used as a tow vehicle and the attached towed vehicle.



Part of Jayco Family of Companies

Entegra Coach, Inc., P.O. Box 460, Middlebury, IN 46540, www.entegracoach.com. See dealer for further information and prices. All information in this brochure is the latest available at the time of publication approval. Entegra Coach reserves the right to make changes and to discontinue models without notice or obligation. Photos in this brochure may show optional equipment and props for photography purposes. RVs built for sale in Canada may differ to conform to Canadian codes. ©2025 Entegra Coach, Inc. Printed in U.S.A. 2032933



entegracoach.com/ethos

LEGACY ISN'T LEFT,
IT'S LIVED.