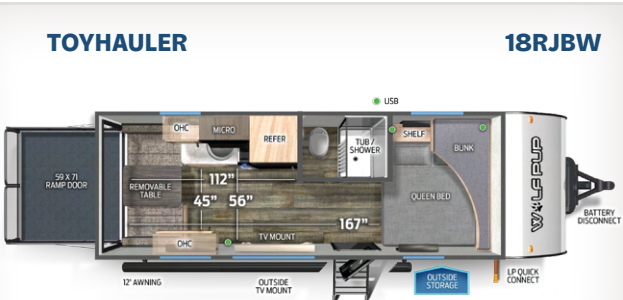
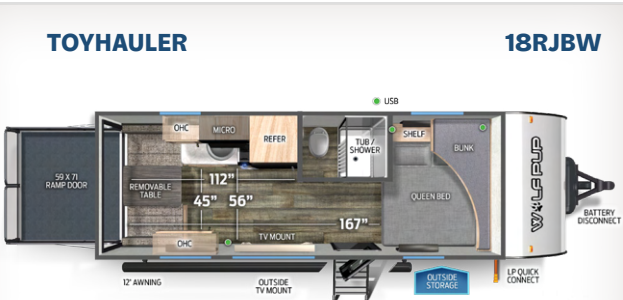
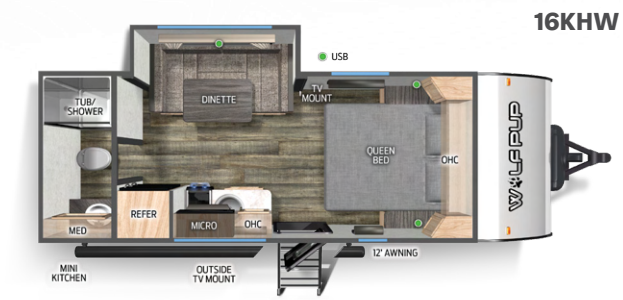
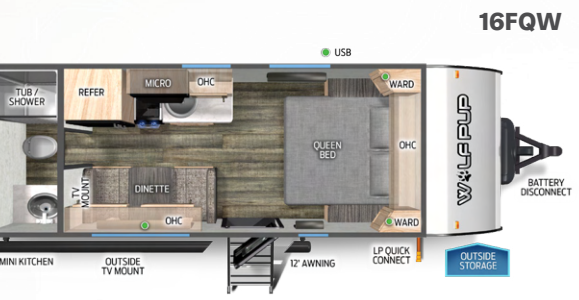
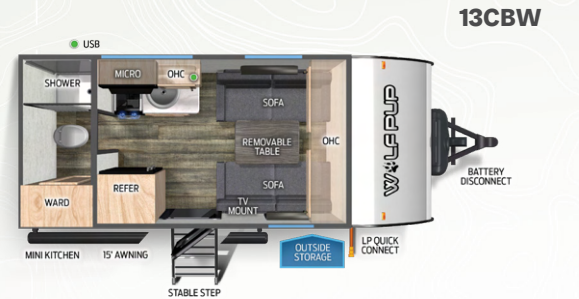


WOLF PUP



JOIN THE PACK.

TRAVEL TRAILER & REAR RAMP TRAILERS



BLACK LABEL

The Wolf Pup is proud to offer the Black Label Edition as an optional upgrade to the brand. The Black Label Edition includes all the regular standard Wolf Pup features along these additional highlights shown below.



WOLF PUP BLACK LABEL EDITION EXTERIOR


Gel Coated Fiberglass, Power Tongue Jack, Aluminum Rims



Automotive Frameless Windows Package



Hands Free Baggage Door Catch



LG Solid Surface Countertop




Deep Stainless Steel Sink



Residential Pullout Faucet



Pillowtop Mattress



Thermo-Foil Arctic Insulation



Solid Wood Cabinet Doors



Designer Fabric



Battery Minder




TRAVEL TRAILERS & REAR RAMP TRAILERS

	13CBW	14CCW	16BHSW	16FQW	16KHW	17JW	18CBW	18RJBW
Dry Hitch Weight	435-LBS.	375-LBS.	475-LBS.	445-LBS.	535-LBS.	607-LBS.	613-LBS.	655-LBS.
Ship Weight	3193-LBS.	3295-LBS.	3575-LBS.	3600-LBS.	3970-LBS.	4292-LBS.	4561-LBS.	3860-LBS.
Unloaded Vehicle Weight	3134-LBS.	3314-LBS.	3594-LBS.	3619-LBS.	3989-LBS.	4311-LBS.	4580-LBS.	3879-LBS.
Cargo Carrying Capacity	2401-LBS.	2161-LBS.	1981-LBS.	1926-LBS.	1646-LBS.	1396-LBS.	1133-LBS.	1876-LBS.
Axle Weight	2758-LBS.	2920-LBS.	3100-LBS.	3155-LBS.	3435-LBS.	3685-LBS.	3948-LBS.	3205-LBS.
Exterior Length	18'-7"	19'-3"	21'-9"	21'-10"	23'-9"	23'-11"	23'-10"	22'-8"
Exterior Height w/A/C	10'-6"	10'-6"	10'-6"	10'-6"	10'-6"	10'-6"	10'-6"	10'-6"
Exterior Width	7'-6"	7'-6"	7'-6"	7'-6"	7'-6"	7'-6"	7'-6"	7'-6"
Grey Capacity	28-GAL.	28-GAL.	28-GAL.	28-GAL.	28-GAL.	28-GAL.	28-GAL.	28-GAL.
Black Capacity	28-GAL.	28-GAL.	28-GAL.	28-GAL.	28-GAL.	28-GAL.	28-GAL.	28-GAL.
Fresh Capacity	26-GAL.	26-GAL.	26-GAL.	26-GAL.	26-GAL.	26-GAL.	26-GAL.	26-GAL.



Reading Lights



Upgraded Shower Head



Upgraded Bedspread



Power Tongue Jack



Battery Disconnect

* Optional. Not all items available on all models. See participating dealers for details.

WOLF PUP

Limited Package

- 13,500 BTU Air Conditioner
- 14" Premium Wheel Package
- 20,000 BTU Furnace
- 12V, High Efficiency, 11 Cubic Foot Residential Refrigerator with Travel Lock
- Cherokee Back up Camera System
- Cherokee Exclusive Stable Step with Oversized Landing
- Detachable Power Cord
- Exterior LED Light Strip at Awning
- External Porch Scare Light
- Flushmount Range with Cover
- Four Stabilizer Jacks
- LED Interior Lights
- Interior & Exterior Ghost Lights
- Night Shades

- Exclusive Solar Thermo Controlled Reflective Tinted Safety Glass Windows
- Outside Shower with Hot and Cold Water
- Power Awning
- Power Gear™ Frame Technology and Space Saver Rail Design
- Real Blackout Glass, Safety Slam, Friction Hinge Entry Door with Window and Shade Prep
- Seamless Countertop
- Seamless Roofing Membrane with Heat Reflectivity
- Shower Tub Surround
- Spare Tire
- Inside and Outside Speakers
- Tire Pressure Monitors
- Tongue and Groove Plywood Flooring
- Upgraded Stainless Range Hood with Light and Fan

- USB charging stations (Beds, Bunks, Table where Applicable)
- Wolf Pup Quick Jack
- Removable Gaucho Brackets (RR Models Only)
- USB Charging Stations
- Ladder Prep

Advantage Package

- 14" Tires for improved towing in place of 13"
- 26" Wide Door IPO 22" Door
- Aerodynamic Smooth Radius Front Profile
- Safe Ride Roadside Assistance
- Exterior 110V Recept
- High Impact Front metal IPO corrugated metal
- Large Exterior Folding Assist Handle
- Monitor Panel for Tanks and Battery Levels

- Outside Storage Door
- Solar Prep and Wiring
- TV Antenna with Hookups

Camping Package

- 55 Amp Converter
- Tankless Water Heater
- Bluetooth Radio
- Bathroom Fan
- Fiberglass Entry Door
- Foot Flush Toilet
- Full Length Awning
- High Flo Water Pump
- High Output Cooktop
- High Rise Faucet
- Large High Output Microwave

- Nitrogen Filled Tires
- One Piece, Walkable Decked Roof
- Oversized Dinette with Removable Table

Safety Package

- Carbon Monoxide Detector
- Emergency Exit Windows
- Fire Extinguisher
- GFI Protective Outlet
- LP Gas Detector
- Safety Glass Windows
- Smoke Detector



PRE-DELIVERY INSPECTION FACILITY

20,000 square feet of quality assurance. The bare essentials for a premium product. This state-of-the-art facility gives immediate daily feedback to production for quality assurance in every unit built.



Learn More
Scan this barcode using a QR Reader on your smart phone to learn more about Forest River.



A Berkshire Hathaway company.



FREE MEMBERSHIP
to Forest River Owners' Group

www.forestriverfrog.com



CUSTOMER SATISFACTION



www.ForestRiverBuyLocal.com

YOUR **WOLF PUP** DEALER

24/7 EMERGENCY ROADSIDE ASSISTANCE WITH VEHICLE PURCHASE*

TOWING
JUMP-STARTS
TIRE CHANGES
FLUID DELIVERY
LOCKOUT
SERVICE

WINCH-OUT
MOBILE MECHANIC
TECHNICAL
SUPPORT
DEALER LOCATOR
SERVICES



*VALID FOR 1 YEAR FROM DATE OF PURCHASE

Specification Definitions

UVW (Unloaded Vehicle Weight)* - is the typical weight of the unit as manufactured at the factory. It includes all weight at the unit's axle(s) and tongue or pin and LP Gas. The UVW does not include cargo, fresh potable water, additional optional equipment or dealer installed accessories.

*Estimated average based on standard build optional equipment.

CCC (Cargo Carrying Capacity)** - is the amount of weight available for fresh potable water, cargo, additional optional equipment and accessories. CCC is equal to GVWR minus UVW. Available CCC should accommodate fresh potable water (8.3 lbs per gallon). Before filling the fresh water tank, empty the black and gray tanks to provide for more cargo capacity.

** Estimated average based on standard build optional equipment

Each Forest River RV is weighed at the manufacturing facility prior to shipping. A label identifying the unloaded vehicle weight of the actual unit and the cargo carrying capacity is applied to every Forest River RV prior to leaving our facilities.

The load capacity of your unit is designated by weight, not by volume, so you cannot necessarily use all available space when loading your unit.

All information contained in this brochure is believed to be accurate at the time of publication. However, during the model year, it may be necessary to make revisions and Forest River, Inc., reserves the right to make all such changes without notice, including prices, colors, materials, equipment and specifications as well as the addition of new models and the discontinuance of models shown in this brochure. Therefore, please consult with your Forest River, Inc., dealer and confirm the existence of any materials, design or specifications that are material to your purchase decision. Litho. U.S.A. FOR Z288 P/W: Z023.12.01