

ski-doo®

2025 BACKCOUNTRY MODELS



2025

BACKCOUNTRY™ ADRENALINE®

Loaded with crossover-specific features for spending equal time riding on- or off-trail.



BACKCOUNTRY ADRENALINE
600R E-TEC SHOWN



BACKCOUNTRY ADRENALINE
146 850 E-TEC SHOWN

// PACKAGE HIGHLIGHTS

- REV® Gen5 platform
- Rotax® 850 E-TEC® and 600R E-TEC engines available
- High-quality KYB® 36 shock package
- 4.5 in. digital display
- RAS™ X crossover front suspension with 39 in. ski stance
- Electric starter
- Deep snow running boards with large openings
- Glove box with 4 L/1 gal of storage
- Low windshield with air deflectors
- Optional PowderMax® 146 x 16 x 2.0 in. track
- pDrive™ clutch with clickers
- Transparent handguards
- Open toe-hold
- Pilot™ DS 2 skis
- Adjustable ski stance
- Belt-monitoring system (850 E-TEC only)
- cMotion™ X rear suspension
- Premium LED headlights
- Ice scratchers

ROTAX ENGINE

	850 E-TEC	600R E-TEC
Engine details	Liquid-cooled, two-stroke, eRAVE™	Liquid-cooled, two-stroke, eRAVE
Horsepower*	165	125
Cylinders – Displacement	2 – 849 cc	2 – 599.4 cc
Bore – Stroke (mm)	82 – 80.4	72.3 – 73
Fuel system	E-TEC direct injection with additional booster injectors	E-TEC direct injection
Fuel type – Octane	Premium unleaded – 91	Premium unleaded – 91
Fuel tank (L/US gal)	36/9.5	36/9.5
Oil tank capacity (L/qt)	3.4/3.6	3.4/3.6

POWERTRAIN

	850 E-TEC	600R E-TEC
Drive clutch	pDrive with clickers	pDrive with clickers
Driven clutch	QRS Vent Plus	QRS Vent
Drive sprocket pitch (mm/in.)	73/2.86	73/2.86

DRY WEIGHT

	850 E-TEC	600R E-TEC
Dry weight (lb)	477	468

DIMENSIONS

	850 E-TEC	600R E-TEC
Vehicle overall length (mm/in.)	3,174/125	
Vehicle overall width (mm/in.)	1,160/45.7 (adjustable)	
Vehicle overall height (mm/in.)	1,283/50.5	
Ski stance (mm/in.)	1,000/39 (adjustable)	
Available tracks (in.)	Cobra:	
(Length x width x profile)	146 x 15 x 1.6	
	PowderMax:	
	146 x 16 x 2.0	

COLOR

Catalyst Grey and Black	
Black	

SUSPENSION


Front suspension	RAS X
Front shock	KYB 36
Front suspension travel (mm/in.)	220/8.7
Rear suspension	cMotion X
Center shock	KYB 36
Rear shock	KYB 36
Rear suspension travel (mm/in.)	264/10.4

FEATURES

Platform	REV® Gen5
Headlights	High-performance LED
Skis	Pilot DS 2
Seating	Trail narrow
Handlebar	Standard with J-hooks/ Transparent handguards
Riser block height (mm/in.)	120/4.7
Starter	Electric
Reverse	RER™
Brake system	Brembo ¹
Heated throttle lever/grips	Standard
Gauge type	4.5 in. digital
Windshield	Low
Runner (in.) – Carbide (in.)	3/8 square – 4
Bumpers (front/rear)	Std/Std

2025 BACKCOUNTRY ADRENALINE

// FEATURE HIGHLIGHTS



1 Rotax 850 E-TEC and 600R E-TEC engines

Incredible power and unmatched dynamic response with exclusive E-TEC direct-injection technology. Plasma-coated, mono-block cylinders are used for exceptional durability, while the precision of E-TEC injection means you get excellent fuel and oil economy.



2 REV Gen5 Crossover platform

REV Gen5 Crossover platform takes the best elements of trail and deep snow to offer an ideal solution for riders who demand optimum performance everywhere.



3 cMotion™ X rear suspension

Completely new lighter design is better balanced for performance on- and off-trail. Perfectly balanced weight transfer for an increased fun factor and more travel for more comfort and bump absorption.



BACKCOUNTRY ADRENALINE
146 850 E-TEC SHOWN



4 Deep snow running boards

Massive, strategically shaped openings keep the boards clear. A tall extruded edge adds stiffness and has aggressive boot grips.



5 Pilot DS 2 skis

Single keel with excellent sidehilling bite, thanks to thin outer edges. Narrow and thin, yet stiff. Shorter behind the spindle with flat tail for easier counter-steering and sidehilling.



6 pDrive clutch with clickers

Clicker ramps allow easy adjustment for top RPM. Ultra-responsive shifting, impressive RPM consistency, lightweight and maintenance-free.

ski-doo



2025

BACKCOUNTRY™ SPORT

For the value-oriented 50-50 rider wanting an advanced platform and modern engine technology.



BACKCOUNTRY SPORT
146 600 EFI SHOWN

// PACKAGE HIGHLIGHTS

- Rotax® 600 EFI engine
- 4.5 in. digital display
- RAS™ X crossover front suspension with 39 in. ski stance
- cMotion™ rear suspension
- Electric starter
- Deep snow running boards with large openings
- Glove box with 4 L/1 gal of storage
- Low windshield
- pDrive™ clutch
- Brembo¹ brake
- Standard with two sets of Lin0® attachment points
- Pilot™ DS 2 skis
- Adjustable ski stance

ROTAX ENGINE

	600 EFI
Engine details	Liquid-cooled, two-stroke
Horsepower*	85
Cylinders - Displacement	2 - 599.4 cc
Bore - Stroke (mm)	72.3 - 73
Fuel system	EFI
Fuel type - Octane	Regular unleaded - 87
Fuel tank (L/US gal)	36/9.5
Oil tank capacity (L/qt)	3.4/3.6

POWERTRAIN

Drive clutch	pDrive
Driven clutch	QRS
Drive sprocket pitch (mm/in.)	73/2.86

DRY WEIGHT

Dry weight (lb)	447
-----------------	-----

DIMENSIONS

Vehicle overall length (mm/in.)	3,174/125
Vehicle overall width (mm/in.)	1,160/45.7 (adjustable)
Vehicle overall height (mm/in.)	1,283/50.5
Ski stance (mm/in.)	1,000/39 (adjustable)
Available tracks (in.) (Length x width x profile)	Cobra: 146 x 15 x 1.6 PowderMax ¹ : 146 x 16 x 2.0

COLOR

Neo Yellow and Black

SUSPENSION

Front suspension	RAS X
Front shock	Motion Control
Front suspension travel (mm/in.)	220/8.7
Rear suspension	cMotion
Center shock	Motion Control
Rear shock	KYB 36
Rear suspension travel (mm/in.)	239/9.4

FEATURES

Platform	REV® Gen4
Headlights	Halogen
Skis	Pilot DS 2
Seating	Trail narrow compact
Handlebar	Standard with J-hooks
Riser block height (mm/in.)	120/4.7
Starter	Electric
Reverse	RER™
Brake system	Brembo
Heated throttle lever/grips	Standard
Gauge type	4.5 in. digital
Windshield	Low
Runner (in.) - Carbide (in.)	3/8 square - 4
Bumpers (front/rear)	Std/Std

2025 BACKCOUNTRY SPORT

// FEATURE HIGHLIGHTS



1 Rotax 600 EFI engine

600 cc-class fuel-injected engine delivering 85 horsepower and outstanding economy at an incredible value. Design based on the 600R E-TEC® with proven reliability and ease of ownership at its core with an outsized fun factor.

[See website for image]

2 Electric start

Saves time and energy, adding immense value for the rider.



3 cMotion rear suspension

Crossover-specific suspension uses best principles of the rMotion™ trail and tMotion™ mountain skis for confident cornering and agile boondocking.



BACKCOUNTRY SPORT
146 600 EFI SHOWN



4 RAS X crossover front suspension

An updated version of our RAS X trail front end for capability on- and off-trail. Light steering feel optimized for crossover usage with adjustable stance.



5 Pilot DS2 skis

Single keel with excellent sidehilling bite, thanks to thin outer edges. Narrow and thin, yet stiff. Shorter behind the spindle with flat tail for easier counter-steering and sidehilling.



6 Ergo-step side panels

Design offers natural progression to any of three riding positions for cornering on-trail, from neutral to extreme-forward position.

ski-doo



2025 BACKCOUNTRY™ X®

A 50-50 sled with the most advanced technology, plus off-trail capability and rough-trail performance.



BACKCOUNTRY X
146 850 E-TEC SHOWN

BACKCOUNTRY X
146 850 E-TEC SHOWN

// WHAT'S NEW

- 10.25 in. touchscreen display with BRP Connect and built-in GPS

// PACKAGE HIGHLIGHTS

- REV® Gen5 platform
- Rotax® 850 E-TEC® engine
- High-performance KYB® shock package
- RAS™ X crossover front suspension with 39 in. ski stance
- E-TEC SHOT™ starter available (2.0 in. track only)
- Deep snow running boards with large openings
- Glove box with 4 L/1 gal of storage
- Low windshield with air deflectors
- Backlit multifunction handlebar controls
- pDrive™ clutch with clickers
- Transparent handguards
- Open toe-hold
- Pilot™ DS 2 skis
- Adjustable ski stance
- Belt-monitoring system
- cMotion™ X rear suspension
- Premium LED headlights
- Precision rack steering system
- Ice scratchers

ROTAX ENGINE

	850 E-TEC
Engine details	Liquid-cooled, two-stroke, eRAVE™
Horsepower*	165
Cylinders - Displacement	2 - 849 cc
Bore - Stroke (mm)	82 - 80.4
Fuel system	E-TEC direct injection with additional booster injectors
Fuel type - Octane	Premium unleaded - 91
Fuel tank (L/US gal)	36/9.5
Oil tank capacity (L/qt)	3.4/3.6

POWERTRAIN

Drive clutch	pDrive with clickers
Driven clutch	QRS Vent Plus
Drive sprocket pitch (mm/in.)	73/2.86

DRY WEIGHT

Dry weight (lb)	464
-----------------	-----

DIMENSIONS

Vehicle overall length (mm/in.)	3,174/125
Vehicle overall width (mm/in.)	1,160/45.7 [adjustable]
Vehicle overall height (mm/in.)	1,283/50.5
Ski stance (mm/in.)	1,000/39 [adjustable]
Available tracks (in.)	Cobra: 146 x 15 x 1.6
(Length x width x profile)	Ice Cobra: 146 x 15 x 1.6 PowderMax®: 146 x 16 x 2.0

COLOR

Monument Grey and Black	
Black	

SUSPENSION


Front suspension	RAS X
Front shock	KYB 36 Plus
Front suspension travel (mm/in.)	220/8.7
Rear suspension	cMotion X
Center shock	KYB 36 Plus
Rear shock	KYB Pro 36 EA-3
Rear suspension travel (mm/in.)	264/10.4

FEATURES

Platform	REV Gen5
Headlights	Premium high-performance LED
Skis	Pilot DS 2
Seating	Trail narrow
Handlebar	Standard with J-hooks/ Transparent handguards
Riser block height (mm/in.)	120/4.7
Starter	Electric, SHOT (opt. select configurations)
Reverse	RER™
Brake system	Brembo®
Heated throttle lever/grips	Standard
Gauge type	7.2 in. digital 10.25 in. touchscreen (opt.)
Windshield	Low
Runner (in.) - Carbide (in.)	3/8 square - 4
Bumpers (front/rear)	Std/Std

2025 BACKCOUNTRY X

// FEATURE HIGHLIGHTS



1 Rotax 850 E-TEC engine

Incredible power and unmatched dynamic response with exclusive E-TEC direct-injection technology. Exceptional, proven durability and excellent fuel and oil economy.



2 Premium shock package

HPG 36 Plus front and center shocks. KYB Pro 36 Easy-Adjust rear shock featuring compression adjustment. All four shocks are aluminum and rebuildable/revalvable.



3 cMotion™ X rear suspension

Completely new lighter design is better balanced for performance on- and off-trail. Perfectly balanced weight transfer for an increased fun factor and more travel for more comfort and bump absorption.



BACKCOUNTRY X
146 850 E-TEC SHOWN




4 10.25 in. color touchscreen display with BRP Connect and built-in GPS

The high-resolution infotainment system that provides an intuitive experience for riders, now with built-in GPS and maps for navigation without connecting a phone.



5 REV Gen5 Crossover platform

REV Gen5 Crossover platform takes the best elements of trail and deep snow to offer an ideal solution for riders who demand optimum performance everywhere.



6 Precision rack steering system

Derived from the MXZx race sled, further increases steering precision and straight tracking for a nimble and predictable ride in extreme bumps.

ski-doo



2025

BACKCOUNTRY™ X-RS®

The most aggressive crossover vehicle with snocross attitude and go-anywhere capability.



BACKCOUNTRY X-RS
146 850 E-TEC SHOWN



BACKCOUNTRY X-RS
146 850 E-TEC TURBO R SHOWN

// WHAT'S NEW

- 43 in. ski stance configuration available with RAS™ RX front suspension and Pilot™ RX skis
- Storm 150 and Ice Storm 150 track options (43 in. ski stance only)
- Rotax® 850 E-TEC® Turbo R engine with Water Injection System available
- 10.25 in. touchscreen display with BRP Connect and built-in GPS

// PACKAGE HIGHLIGHTS

- REV® Gen5 platform
- Rotax 850 E-TEC engine
- High-performance KYB® Pro shock package
- RAS™ X crossover front suspension with 39 in. ski stance available
- E-TEC® SHOT™ starter available (2.0 and 2.5 in. tracks only)
- Glove box with 4 L/1 US gal of storage
- Backlit multifunction handlebar controls
- pDrive™ clutch with clickers
- Transparent handguards
- Open toe-hold
- Pilot™ DS 2 skis
- Adjustable ski stance
- Belt-monitoring system
- cMotion™ X rear suspension with rail reinforcement
- Premium LED headlights
- Precision rack steering system
- Ice scratchers
- Adjustable brake lever
- Deep snow running boards with large openings

ROTAX ENGINE	850 E-TEC TURBO R	850 E-TEC
Engine details	Liquid-cooled, two-stroke, turbocharged, Water Injection System, eRAVE™	Liquid-cooled, two-stroke, eRAVE
Horsepower*	180 up to 8,000 ft.	165
Cylinders - Displacement	2 - 849 cc	2 - 849 cc
Bore - Stroke (mm)	82 - 80.4	82 - 80.4
Fuel system	E-TEC direct injection with additional booster injectors	E-TEC direct injection with additional booster injectors
Fuel type - Octane	Premium unleaded - 91	Premium unleaded - 91
Fuel tank (L/US gal)	36/9.5	36/9.5
Oil tank capacity (L/qt)	3.4/3.6	3.4/3.6

POWERTRAIN	
Drive clutch	pDrive with clickers
Driven clutch	QRS Vent Plus
Drive sprocket pitch (mm/in.)	73/2.86

DRY WEIGHT		
Dry weight (lb)	500 (146 in.)	475 (146 in.) 482 (154 in.)

DIMENSIONS		
Vehicle overall length (mm/in.)	3,174/125 (146 in.) 3,284/129.3 (154 in.)	
Vehicle overall width (mm/in.)	1,160/45.7 (adjustable, 39 in.) 1,211/47.8 (adjustable, 43 in.)	
Vehicle overall height (mm/in.)	1,283/50.5	
Ski stance (mm/in.)	1,000/39 (adjustable) 1,090/43 (adjustable)	
Available tracks (in.) (Length x width x profile)	39 in. ski stance: Cobra: 146 x 15 x 1.6 Ice Cobra: 146 x 15 x 1.6 PowderMax ¹ : 146 x 16 x 2.0, 154 x 16 x 2.0, 154 x 16 x 2.5 43 in. ski stance: Storm 150: 146 x 15 x 1.5 Ice Storm 150: 146 x 15 x 1.6	

COLOR	
Flare Yellow and Black	
Black	

SUSPENSION	
Front suspension	RAS™ X (39 in.) RAS RX (43 in.)
Front shock	KYB Pro 36 EA-3
Front suspension travel (mm/in.)	220/8.7 (39 in.) 279/11.0 (43 in.)
Rear suspension	cMotion X
Center shock	KYB Pro 40 EA-3
Rear shock	KYB Pro 40 EA-3
Rear suspension travel (mm/in.)	264/10.4

FEATURES	
Platform	REV Gen5
Headlights	Premium high-performance LED
Skis	Pilot DS 2 (39 in.) Pilot RX (43 in.)
Seating	Trail narrow
Handlebar	Standard with J-hooks/ Transparent handguards
Riser block height (mm/in.)	120/4.7
Starter	850 E-TEC: Electric, SHOT (opt. on select configurations) 850 E-TEC Turbo R: SHOT
Reverse	RER™
Brake system	Brembo ¹ with adjustable lever
Heated throttle lever/grips	Standard
Gauge type	7.2 in. digital 10.25 in. touchscreen (opt., std on Turbo R)
Windshield	Ultra-low
Runner (in.) - Carbide (in.)	3/8 square - 4 7/16 round - 4 (39 in.)
Bumpers (front/rear)	Std/Std


2025 BACKCOUNTRY X-RS

// FEATURE HIGHLIGHTS



1 RAS RX front suspension with wider 43" ski stance

The Backcountry X-RS equipped with the 43 in.-wide ski stance and the RAS RX front suspension improves on trail cornering stability while maintaining traction and flotation in deeper snow.



2 Rotax 850 E-TEC Turbo R engine with water injection system

Rotax 850 E-TEC Turbo R engine with water injection system sets new standards in lightweight 2-stroke performance with the most horsepower that's delivered consistently.



3 cMotion X rear suspension with rail reinforcement

Completely new lighter design is better balanced for performance on- and off-trail. Perfectly balanced weight transfer for an increased fun factor, more travel for more comfort and rail reinforcement for added strength.



BACKCOUNTRY X-RS
154 850 E-TEC SHOWN




4 10.25 in. color touchscreen display with BRP Connect and built-in GPS

The high-resolution infotainment system that provides an intuitive experience for riders, now with built-in GPS and maps for navigation without connecting a phone.



5 REV Gen5 Crossover platform

REV Gen5 Crossover platform takes the best elements of trail and deep snow to offer an ideal solution for riders who demand optimum performance everywhere.



6 Precision rack steering system

Derived from the MXZx race sled, further increases steering precision and straight tracking for a nimble and predictable ride in extreme bumps.

ski-doo

