



READY FOR ADVENTURE

Ranger 10 & 12

And home on the road has never been more luxurious



ENVIRONMENTALLY FRIENDLY



CAMPERS SINCE 1984

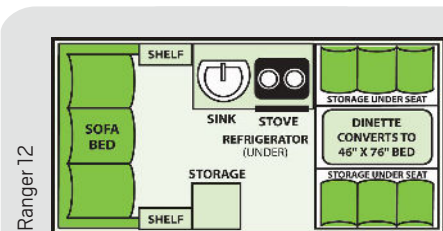
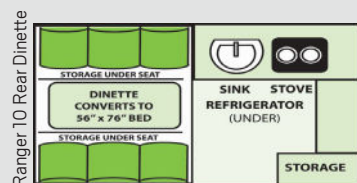
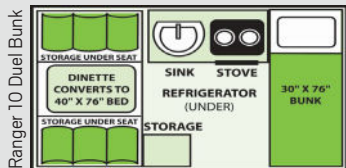
Aliner: Ranger 10 and Ranger 12

You have a choice of two sizes in the Ranger series of campers. Each Ranger has the same equipment package, which is more economical than the Classic and Expedition, but still fully featured for comfortable, easy camping.

Features

Specifications and components are subject to change without notice. See your dealer for details.

- Azdel Lightweight, Composite Interior Wall and Ceiling Panels
- 2 Burner Stove
- Slide Out 12 Volt Refrigerator/Freezer
- Water Heater
- 11 gal Fresh-Water Tank
- Outside Shower
- Water Pump
- Furnace
- Front/Rear Dormer Options
- High Density Foam, Hypoallergenic Cushions and Mattresses
- 3 Interior Electrical Outlets
- Fantastic Fan
- 35 Amp Converter
- Exterior Bag Door
- Dual Propane Tanks
- Radial Tires
- Optional Off-Road Package



ALINER

Aliner.com | 724-237-5227

| CAMPER SPECS | Ranger 10 Dual Bunk | Ranger 10 Rear Dinette | Ranger 12 |
|--|-----------------------|------------------------|-----------------------|
| Overall Length (feet) | 13' | 13' | 15' |
| Width (inches) | 78" | 78" | 78" |
| Closed Height (inches) | 62" | 62" | 64" |
| Dry Weight (lbs.) | 1,300 lbs. | 1,300 lbs. | 1,510 lbs. |
| Tires and Wheels | 14" Aluminum Standard | 14" Aluminum Standard | 14" Aluminum Standard |
| Gross Vehicle Weight Rating (GVWR) & Axle Rating | 3,000 lbs. | 3,000 lbs. | 3,000 lbs. |
| Dry Hitch Weight | 175 lbs. | 175 lbs. | 150 lbs. |

| INTERIOR | | | |
|-------------------------|-----------|-----------|-----------|
| Sink | S | S | S |
| Shower and Toilet Combo | N/A | N/A | N/A |
| Swivel Cassette Toilet | N/A | N/A | N/A |
| Fresh Water | 11 gallon | 11 gallon | 11 gallon |
| Electrical Outlets | 3 | 3 | 3 |
| LED Interior Lights | S | S | S |
| Front Bed | 30" x 76" | N/A | 46" x 76" |
| Rear Bed | 40" x 76" | 56" x 76" | 56" x 76" |

| APPLIANCES | | | |
|--------------------------------------|----------|----------|----------|
| Water Pump | S | S | S |
| 12 Volt Slide-Out Fridge/Freezer | S | S | S |
| Stove Top (2 Burner) | Built-In | Built-In | Built-In |
| 18,000 Btu Furnace | S | S | S |
| 6 Gallon DSI Water Heater | S | S | S |
| Air Conditioning -Heat Pump | N/A | N/A | O |
| 6000 BTU Side-Mount Air Conditioning | O | O | O |

| EXTERIOR | | | |
|-----------------------|--------------|--------------|--------------|
| Stabilizer Jacks | 4 | 4 | 4 |
| Outside Shower | S | S | S |
| Baggage Doors | 1 | 1 | 2 |
| LED Running Lights | S | S | S |
| Exterior Outlet | S | S | S |
| Outside LP Connection | O - w/ Grill | O - w/ Grill | O - w/ Grill |
| Gray Fiberglass | S | S | S |

| DORMERS | | | |
|---------------------|-----|-----|---|
| Front Dormer (Soft) | O | O | O |
| Rear Dormer (Soft) | N/A | N/A | O |
| Front Dormer (Hard) | N/A | N/A | O |
| Rear Dormer (Hard) | N/A | N/A | O |

| CONVENIENCE | | | |
|-------------------------------------|-----|-----|---|
| Dual Tanks and Cover | S | S | S |
| High Wind Lift Assist | O | O | O |
| 15" Off-Road Tires w/ Graphics Pkg. | N/A | N/A | O |
| Outside Grill | O | O | O |