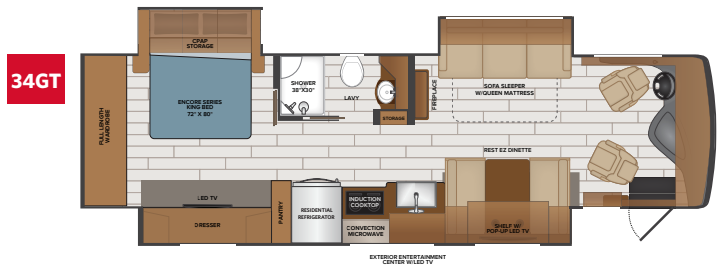




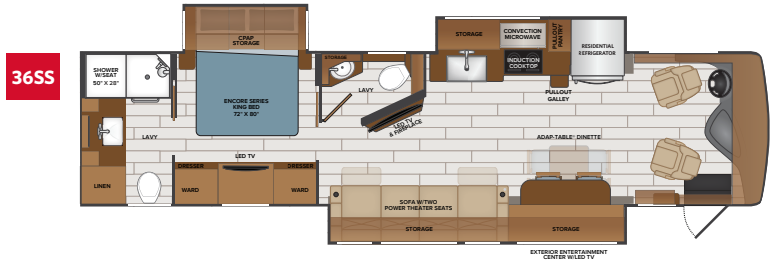
**TOP FEATURES**

- Freedom Sport Foundation
- Aqua Hot® 250D for unlimited hot water and comfortable even heat
- Exclusive wedged holding tanks (100 gal fresh, 65 gal grey, 45 gal black)
- French style luggage doors allow for easy access to storage compartments
- Washer/dryer optional (34GT stackable, 36SS side by side)
- Hide-A-Loft™ electric drop down queen bed (Optional)
- Residential refrigerator, induction cook top, and convection microwave
- Wifi Ranger Sky Pro 4 w/LTE, 330 watt solar panel, and cellular booster available on all floorplans
- Triple Slide Floorplans for extra room and comfort



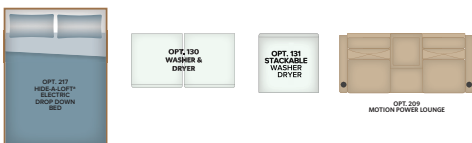
**Freightliner® Custom Chassis Features**

- XCR chassis
- Cummins 6.7L, 340HP Engine
- V-Series Suspension System with the **All-New VFS Front Suspension**
- V-Ride™ technology (enhanced stability)
- BrakeSync
- Tire Pressure Monitoring

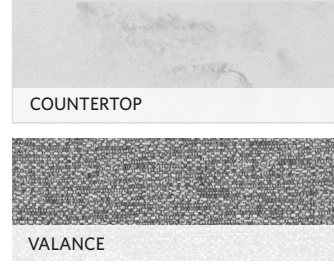



**AVAILABLE OPTIONS**




- Connectivity Package Includes: WiFi Ranger Sky Pro w/LTE, Cellular Booster & 330w Solar Panel
- Washer & Dryer (36SS only)
- Washer & Dryer - Stackable (34GT only)
- Power Passenger Seat w/ Power Footrest
- Power Theater Seating (34GT only)
- Hide-A-Loft™ Electric Drop Down Bed w/32" LED TV
- Central Vacuum System
- King Stationary Satellite Universal System
- Roof Vent Covers
- A/C 15M
- Safety Awareness Package - MobileEye & Bedroom Safe-T-View
- Power Shore Cord Reel
- 1st Full Bay 90" Slideout Tray



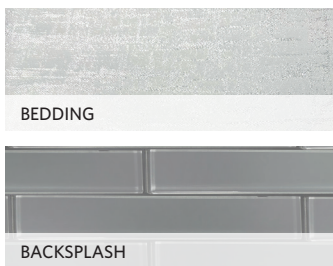

CADET



SAND CASTLE



STONE WALL



**NEW CABINETRY  
DOOR PROFILES FOR  
MODEL YEAR 2024**

CHASSIS

MODEL	34GT	36SS
Wheelbase	206"	242"
Front GAWR (lbs)	12,600	12,600
Rear GAWR (lbs)	20,000	20,000
GCWR (lbs)	33,000	33,000
Hitch Rating Weight (lbs)	10,000	10,000
Tongue Weight (lbs)	1,000	1,000
Fuel Capacity (gal)	100	100

DIMENSIONS & CAPACITIES

MODEL	34GT	36SS
Overall Length	35' 4"	38' 4"
Overall Height	12' 10"	12' 10"
Overall Width*	102"	102"
Interior Height*	84"	84"
Interior Width*	96"	96"
Patio Awning Width	20'	15'
Interior Storage (cu. ft.)	183	151
Exterior Storage (cu. ft.)	135	190
Fresh Water Capacity (gal)	96	96
Grey Water Capacity (gal)	65	65
Black Water Capacity (gal)	45	45

\*Overall Width, Interior Height and Interior Width measured with slide-box in.

FREEDOM SPORT CHASSIS

Model: Freightliner® Custom Chassis - XCR  
 Engine: Cummins ISB, 6.7L, 340HP  
 Torque: 700 lb.-ft. @ 1,600 RPM  
 Transmission: Allison® 2,500 MH 6-Speed  
 Alternator: Delcom Remy 160 Amp



EXTERIORS

