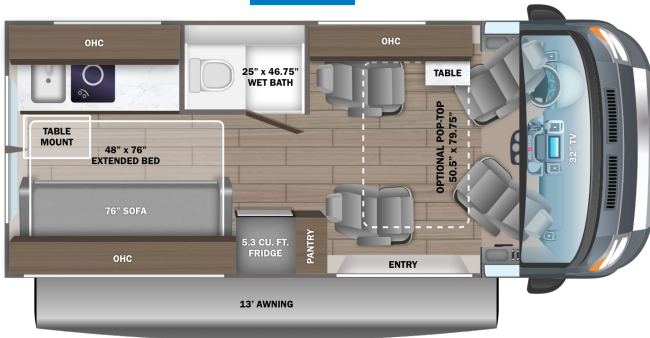
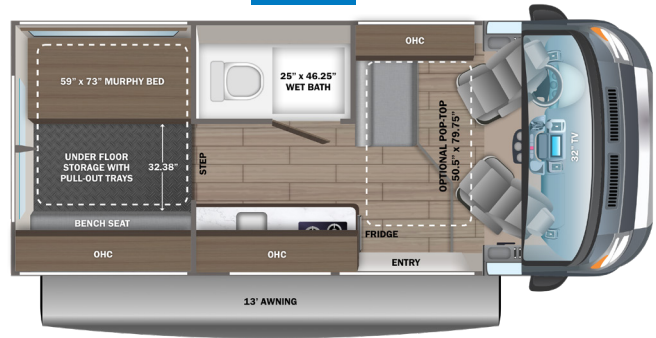


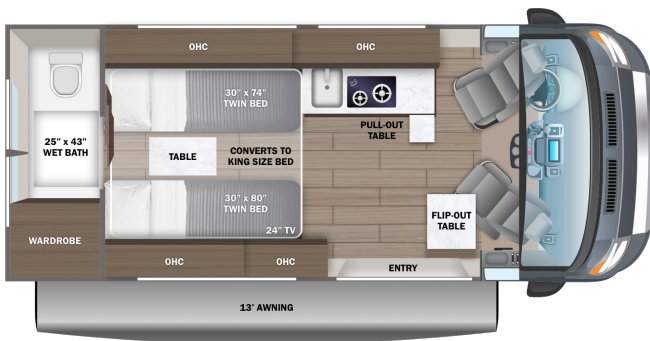
20A



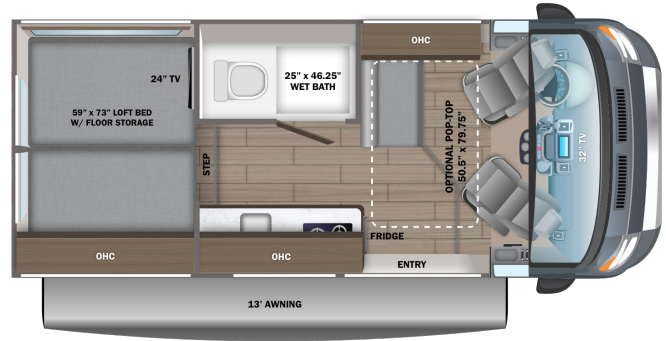
20E



20T



20Y



EXTERIOR SELECTIONS



Silver Van



Granite Van

STANDARDS & OPTIONS

CUSTOMER VALUE PACKAGE

JRide®: Hellwig helper springs, premium heavy-duty suspension
 Thule® armless patio awning with LED light strip
 Thule® roof rack (N/A with pop-top option)
 Truma Combi Eco Plus water heater and furnace
 Swivel driver and passenger seats with 6-way lumbar adjustment
 Winegard® Connect 2.0 4G/Wi-Fi/digital TV antenna

DRIVING

RAM® ProMaster 3500 window van
 GVWR- 9,350 lb.
 GCWR- 11,500 lb.
 3.6L V6 24V VVT 276HP engine with 250 ft.-lb. torque
 9-speed automatic 948TE transmission
 180-amp alternator
 LT225/75R 16E tires
 Aluminum wheels
 3,500 lb. rear hitch receiver with dual 4/7 pin connector
 12V chassis battery
 24 gal. fuel tank (gas)
 Uconnect® 5 NAV infotainment center with Apple CarPlay® and Android Auto™
 Power folding/heated side-view mirrors
 Push-button start
 ParkView® rear backup camera with dynamic gridlines
 Blind spot monitoring with rear cross path detection
 LaneSense® lane departure warning with lane keep assist
 Forward collision warning with active braking
 Crosswind assist
 Electronic stability control
 Pedestrian/cyclist emergency braking
 Traffic sign information
 Drowsy driver detection
 Rain-sensitive windshield wipers
 Automatic high-beam headlights
 Cruise control
 Driver and passenger airbags
 Wireless charging pad
 Power windows and door locks
 Privacy shades for cab windows
 Remote keyless entry

EXTERIOR

LED-lit running boards for cab and entry doors
 Chrome grille package
 Cable TV hookup with RG-6 coax
 Onan® 2,800W generator with auto-gen start
 200W roof-mounted GoPower® solar panel with integrated control panel
 1,000W inverter
 (2) 12V AGM house batteries

House battery disconnect switch
 30-amp electrical service with detachable power cord
 (2) 120V exterior outlets
 6 gal. propane tank (20 lb.)
 LP quick-connect hookup
 Heated holding tanks (12V pads)
 LED-lit holding tank valves
 Black tank flush
 Gravity water fill (20T)
 Winterization drain system
 12V demand water pump
 Water filtration system
 Outside shower

INTERIOR

Custom-molded ABS interior wall panels
 Soft-touch vinyl ceiling
 High-intensity LED ceiling lights
 Tecnoform® European-style, high-gloss cabinetry
 Ball-bearing drawer guides
 Residential vinyl flooring
 Firefly total coach control system with wall-mounted touchscreen and mobile app
 120V Coleman®-Mach® 10 13,500 BTU air conditioner
 Powered roof vent in living area
 Zip-up screen for entrance door
 Removable privacy shade for sliding door window
 Sliding vented windows
 Decorative window valances with day/night roller shades
 Zip-up screen for rear doors (20A)
 Rear magnetic privacy shades
 Adjustable table with multiple mounts
 (2) cab bucket seats (20A)
 32 in. front TV on drop-down bracket (20A, 20E, 20Y)
 24 in. rear TV on swivel bracket (20T, 20Y)
 JBL® Flip 6 removable wireless Bluetooth speaker
 5.3 cu.ft. DC refrigerator (20A)
 3.1 cu.ft. DC refrigerator (20T)
 3 cu.ft. DC refrigerator (20E, 20Y)
 Convection microwave
 2-burner gas cooktop (1-burner induction with pop-top option)
 Stainless-steel sink with cover
 Solid-surface kitchen countertop
 Pop-up 120V/USB outlet in kitchen
 (2) twin-size beds with filler cushion converts to king-size bed (20T)
 Under-bed storage (20T)
 48 in. x 76 in. convertible sofa bed (20A)
 59 in. x 73 in. Murphy bed (20E)
 Under-floor storage with pull-out trays (20E)
 59 in. x 73 in. loft bed with floor storage (20Y)
 Bathroom wardrobe with drawers (20T)

Shower with magnetic curtain surround
 Aqua View® SHOWERMISER™ water management system
 Toilet with foot flush
 Medicine cabinet with mirror
 Powered roof vent in bathroom (N/A with pop-top option)
 Seatbelts for driver/passenger seats and select cab locations
 Driver and passenger airbags
 Smoke alarm
 Carbon monoxide detector
 Fire extinguisher

OPTIONS

50.5 in. x 79.5 in. pop-top (20A, 20E, 20Y)
 Li Package
 - 48V-165 amp hour smart lithium battery providing 7.9KW hours of power IPO 2,800W generator
 - Auto engine start with high idle
 - 3,000W inverter IPO 1,000W inverter
 - 2nd 48V alternator dedicated to lithium battery
 - Timberline hydronic heating system IPO Truma Combi Eco Plus water heater and furnace
 - 48V Coleman®-Mach® 10 13.5K BTU air conditioner IPO 120V Coleman®-Mach® 10 13.5K BTU air conditioner
 - 1-burner induction cooktop IPO 2-burner gas cooktop
 - No propane - all-electric coach



HELLWIG® HELPER SPRINGS

Work with the chassis' existing springs to give the RV more support, improving stability under heavy loads

PREMIUM HEAVY-DUTY SUSPENSION

With a heavy-duty rear stabilizer bar, shocks, and leaf springs, body roll is significantly reduced.

FLOORPLAN	GVWR (lbs.)	GCWR (lbs.)	WHEEL BASE	OVERALL LENGTH	EXTERIOR HEIGHT WITH SATELLITE AND A/C	EXTERIOR WIDTH	INTERIOR HEIGHT	FRESH WATER CAPACITY (gal.)	GRAY WASTE WATER CAPACITY (gal.)	BLACK WASTE WATER CAPACITY (gal.)
20A	9,350	11,500	159"	20' 11"	9' 3"	83"	74"	21	13/14	10
20E	9,350	11,500	159"	20' 11"	9' 3"	83"	74"	21	20	10
20T	9,350	11,500	159"	20' 11"	9' 3"	83"	74"	24	13	12
20Y	9,350	11,500	159"	20' 11"	9' 3"	83"	74"	21	20	10

Meet your Jayco Dealer



Scan QR code for specification definitions

Some specs at the time of print may include estimates. For the most updated information, please visit Jayco.com

Jayco, Inc. | P.O. Box 460 | Middlebury, IN 46540

See dealer for further information and prices. All information in this brochure and on www.jayco.com is the latest available at the time of publication approval. Jayco reserves the right to make changes and to discontinue models without notice or obligation. Photography may show optional equipment or props used for decoration purposes only. RVs built for sale in Canada may differ to conform to Canadian codes. JAYCO and the JAYCO BIRD IN FLIGHT are registered trademarks of Jayco, Inc. Printed in USA 5/24 ©2024 Jayco, Inc. 2032950



Jayco - Part of the Jayco Family of Companies