

SUNRAY

Trust the build, enjoy the experience.

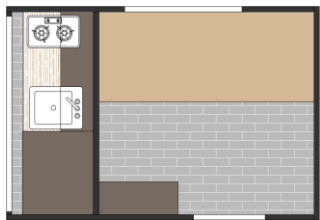


1055 N 625 W.
Shipshewana, IN 46565
www.sunsettrailers.com

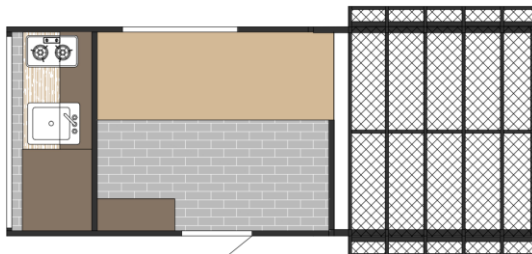
SUNRAY



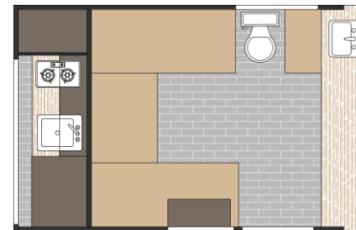
57 3/4" X 75" INSIDE DIMENSIONS



109



109 E



129



139 T



149



Construction Standards:

- Wood Studs built 16" On Center
- 5/8" One-piece Floor decking
- 3/8" Roof decking – FULLY WALKABLE
- .024" Aluminum Siding
- One-piece PVC Roof Membrane
- Residential Insulated Walls, Front & End
- Diamond Plate Rock Guard
- Powder-Coated Steel Chassis
- Front & Rear Stabilizer Jacks (excl. 109)
- Radial Tires
- Spring-Leaf Dexter Axles
- Spare Tire with Carrier
- Ladder Prep

Entertainment Standards:

- Portable Bluetooth Speaker
- Cable/Satellite Hook up
- Backers for TV mount
- HDTV Antenna
- USB Ports

Popular Options:

- Classic Package (129 & 149)
 - Standard Axle
 - Color Matching Rims w/ Moon Caps
- 6 side Heat Foil
- Black Tank Flush
- Fantastic Fan
- Manual Awning
- 270-Degree Awning
- 2 Person Roof Top Tent
- Outside Shower Box
- Gas/Electric DSI Water Heater
- Solid Steps
- Aluminum Rims
- Power Tongue Jack
- Fireplace (Where available)
- Telescopic Ladder
- Rubber Flooring (139T)

Comfort Standards:

- A/C & Furnace
- 6 Gallon DSI Gas Water Heater
- 2 Burner Stove Top
- Refrigerator
- Microwave
- Tinted Safety Glass Windows w/ Nightshades
- Quick Connect Gas Line
- Outside Shower
- Fire Extinguisher
- Smoke Detector
- Carbon Monoxide Detector
- 1 – 20 pound LP tank (149-2 Tanks)
- Backup Camera Prep (N/A 109 & 109E)
- Battery Disconnect
- Shower Box Prep (n/a 149)
- Stove & Sink Cover

Sport Package:

- 6" Lift w/ Heavy Duty Tires (139T)
- 14" Heavy Duty Tires – No Lift)
- Roof Rack
- 100 W Solar Kit w/ Controller Installed
- 109 Ungraded Axle incl Electronic Brakes
- Single Step – Solid Step (149)



Specifications	SUNRAY SPORT				
Model	109	109E	129*	139T	149*
Total Dry Weight	1320	1680	1880	2120	2060
Hitch Weight	120	160	220	205	280
Cargo Carrying Capacity	2300	1980	1840	1585	1720
Length	12'	16'6"	15'5"	15'5"	16'8"
Height w/ Roof Rack	7'6"	7'6"	8'9"	8'9"	9'
Interior Height	4'6"	4'6"	6'1"	6'1"	6'2"
Exterior Width	8'6"	8'6"	8'6"	8'6"	8'6"
Fresh Water Capacity	16	16	22	36	27
Gray Water	N/A	N/A	N/A	N/A	28
Black Water	N/A	N/A	28	28	28

* Classic Package: Subtract 6" height & 40 LB Dry Weight
 Roof Rack Capacity 500 LBS
 109 E Cargo Capacity 1000 LBS
 129 & 139 Front Cargo Capacity 500 LBS

*Specs, materials, and standards are subject to change without further notice. Some items shown are options and priced accordingly. Visit www.sunsettrailers.com or contact your local Sunset Park RV Dealer for more information.



SUNRAY

Your Adventure Awaits...



SUNSET PARK RV MANUFACTURING



Dealer: