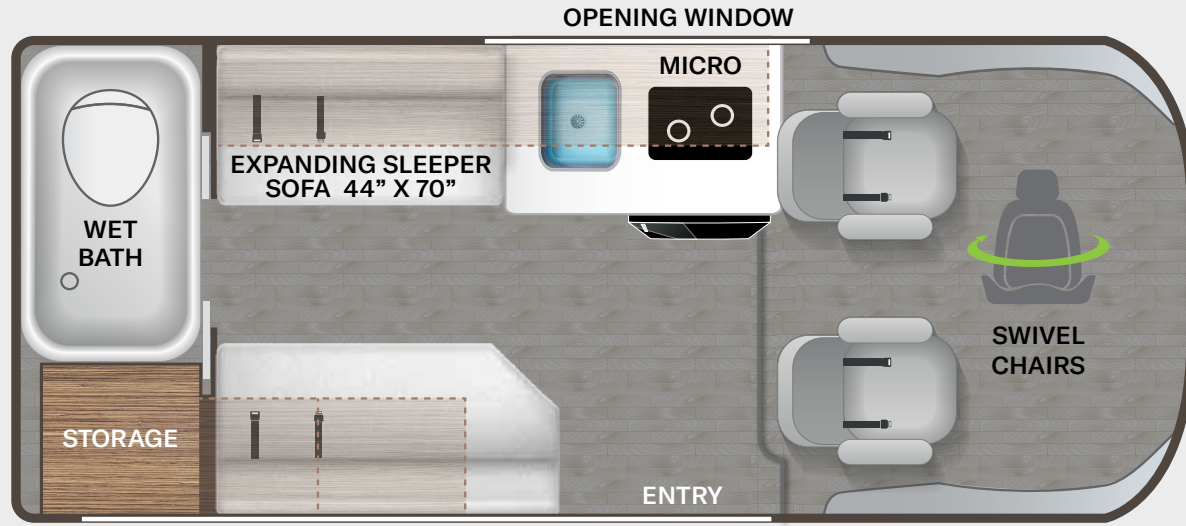
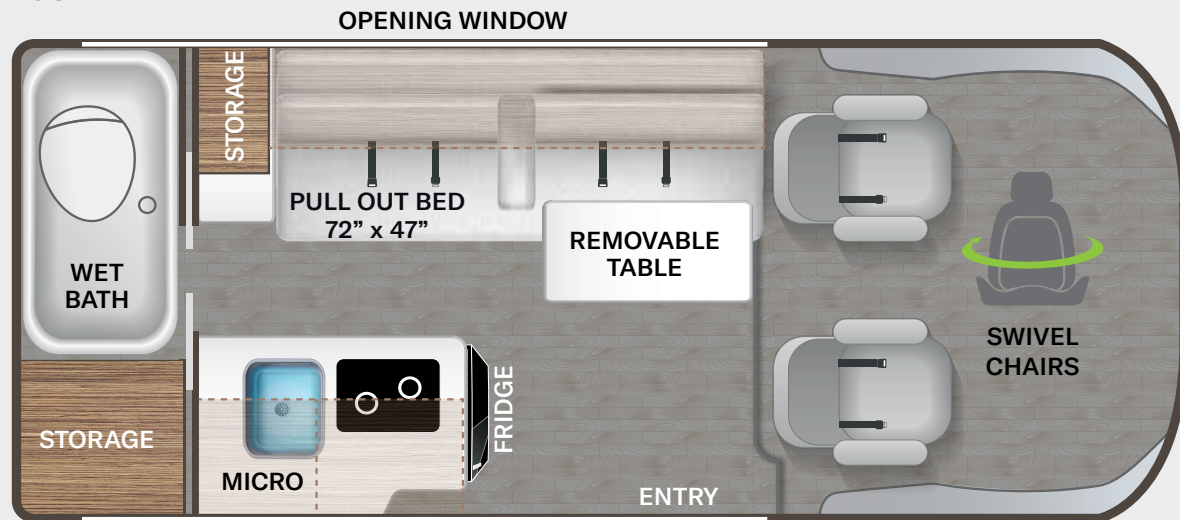


Floor Plans



18G



18M


Interiors




Exterior Paint



CHARCOAL



SILVER



WHITE

RIZE[®]



Use your phone's camera to find out more information. Just scan the code!

Featured Highlights

CONSTRUCTION & EXTERIOR

- RAM ProMaster® 1500 Window Van, 276HP & 250 lb.-ft. Torque
- Electric Awning
- Single Sliding Door
- Screen Door for Entryway
- Side Steps for Cab and Entry Doors
- Transparent Front Paint Protection
- 3,500-lb. Trailer Hitch with 4-pin Connector

CONSTRUCTION & EXTERIOR OPTIONS

- Thule® Bike Rack on Rear Door
- SkyBunk® Retractable Roof Top & Cabinet A/C - IPO Single Roof Air Conditioner (18G)

AUTOMOTIVE & COCKPIT

- Touchscreen Dash Radio with Apple CarPlay™ & Android Auto™
- Back-up Camera
- Deluxe Heated/Remote Exterior Mirrors
- Power Windows & Door Locks
- Keyless Entry System
- Cruise Control
- Telescoping Steering Wheel with Audio Buttons to Control Dash Radio
- Map Light
- Sun Visors
- 3-Piece Windshield Privacy Shades
- Drink Holders
- Two (2) Leatherette, Swivel, Captain's Chairs
- Cockpit Floor Mat
- Driver & Passenger Air Bags
- Aluminum Wheels
- Emergency Engine Start Switch

INTERIOR

- Residential Vinyl Flooring
- Soft Touch Vinyl Ceiling
- Welformed Interior Wall Panels
- TecnoForm® S.p.A. Euro-Style Upper Cabinet Doors
- LED Lighting
- Premium Window Privacy Roller Shades
- Large Opening Side Windows
- Dual Passenger Seat Belts in Select Areas (18G & 18M)
- Removable Table in Living Area (18G)

KITCHEN

- Single Door 12-volt Electric Refrigerator
- Two Burner Gas Cooktop with Glass Cover
- Glass Protective Cover & Task Lighting Above Cooktop
- Microwave Oven in Overhead
- Pressed Countertops with Undermount Sink and Sink Cover
- Stainless Steel Single Bowl Sink with Cover & Single Handle Kitchen Faucet
- Pop-up Outlet in Kitchen Countertop
- Kitchen Ceiling Vent 12-volt Powered with Switch
- Ball Bearing Drawer Guides

BEDROOM & BATHROOM

- Pullout Sleeping Area
- Rear Shower
- Fully Enclosed Shower (18G)
- Cassette Toilet

ENTERTAINMENT

- TV Prep
- Electronics Cabinet with HDMI Cable & USB Charging Ports Throughout
- Winegard® Connect™ 2.0 WiFi / 4G / Digital TV Antenna (18M)
- HD/DDS Satellite Ready (18G)

ELECTRICAL & PLUMBING

- Onan® RV QG 2800 Gas Generator
- 30-amp Detachable Shoreline Power Cord
- Automatic Shoreline-to-Generator Transfer Switch
- 1,000-watt Inverter
- Rapid Camp+® Multiplex Wiring Control System
- 200-watt Solar Battery Charging System
- Truma Combi Eco® (LP) Furnace and Water Heating System
- Two (2) Group 31 AES House Batteries
- Battery Disconnect Switch
- Single Roof Air Conditioner (unless SkyBunk® Option Selected)
- Gravity Water Fill
- Fresh Water Tank Drain
- Holding Tanks with Heat Pads
- Rear Water Sprayer
- Sewer Hose
- Exterior LP Connection



P.O. Box 1486, Elkhart, IN 46515
Sales Department: 800.860.5658



Use your phone's camera to find out more information. Just scan the code!

Specifications

	18G	18M
Chassis	Ram ProMaster 1500 XT	Ram ProMaster 1500 XT
Gross Vehicle (GVWR)	8,550	8,550
Gross Combined (GCWR)	11,500	11,500
Wheel Base	136"	136"
Exterior Length (w/o ladder)	17"-11"	17"-11"
Exterior Height (w/AC)	9'-5"	9'-5"
Exterior Width (w/o mirrors)	80.7"	80.7"
Interior Height (living area)	75"	75"
Fuel (gal)	24	24
LPG (lbs)	24.7	24.7
Fresh/Waste/Gray Water (gal)	20 / 4.75 / 20	18 / 4.75 / 20
Water Heater (gal)	2.64	2.64
Furnace (BTUs)	14,300	14,300
Sleeping Capacity	2 / 4 w/SkyBunk Opt.	2
Hitch Rating (lbs.)	3,500	3,500

For a complete listing of specifications and available features, visit: thormotorcoach.com/rize

IMPORTANT—PLEASE READ: This brochure reflects product design, fabrication, material, components and specifications at the date of printing, which date is disclosed below. Please visit us online at ThorMotorCoach.com or consult with your selling dealership for the latest in standards, options, specification and technical information. Photographs in the brochure may depict optional equipment or may only be available in certain floor plans. Components, appliances and the chassis may have been manufactured in a calendar year before the vehicle's designated model year. All capacities are approximate. The actual length of the vehicle may differ from that indicated in the brochure due to variances in the manufacturing processes and/or installed components. All dry weights are based on standard model features and do not include optional features or equipment. Component part and appliance manufacturers issue limited warranties covering portions of the vehicle not covered under the limited warranty we issue. Copyright Thor Motor Coach, Inc. © OH 09/14/2023

RIZE®