

MORE STANDARD FEATURES MORE VALUE

We've built a reputation for bringing RV owners more standard features for less money for more than 35 years, and it's a reputation we plan to keep.



100% Pre-Delivery Inspection



The Industry's Best RV Warranty



The Leader in Parts & Service



Dutchmen®

Legendary Innovation. Trailblazing Value.

Dutchmen began in 1988, our long term success comes from never losing focus on our core mission "We work for the customer".

Everything we put into our Aspen Trail is designed to help you make memories with family, friends, and fellow travelers along the way.

Length is defined as the distance from the centerline of hitch pin/coupler to rear bumper of trailer. **Our weights represent how most units are built, inclusive of many commonly-ordered options. ***Fresh water capacity includes water heater capacity.

DISCLAIMER: Product information is as accurate as possible as of the date of brochure publication. All features, floor plans and specifications in this brochure are subject to change without notice. Please consult Dutchmen's website at www.Dutchmen.com for current product information and specifications. Tow Vehicle Disclaimer. CAUTION: Owners of Dutchmen recreational vehicles are solely responsible for the selection and proper use of tow vehicles. All customers should consult with a motor vehicle manufacturer or their dealer concerning the purchase and use of suitable tow vehicles for Dutchmen products. Dutchmen disclaims any liability or damages suffered as a result of the selection, operation, use or misuse of a tow vehicle. DUTCHMEN'S LIMITED WARRANTY DOES NOT COVER DAMAGE TO THE RECREATIONAL VEHICLE OR THE TOW VEHICLE AS A RESULT OF THE SELECTION, OPERATION, USE OR MISUSE OF THE TOW VEHICLE. REFERENCE DUTCHMEN MANUFACTURING OWNERS MANUAL FOR LIMITED WARRANTY DETAILS. © 2023 Dutchmen Aspen-Trail 10-01-2023-Printed in U.S.A. - MY2024



ASPEN TRAIL



Travel Trailers & Destination Trailers



Dutchmen®

ASPEN TRAIL

Aspen Trail offers a dynamic range of floor plan options to fit any camping style. With more standard features and a focus on quality, value, and design, Aspen Trail delivers the best value in its class. Whether your trail leads across this great country or simply a staycation in your new Aspen Trail Destination trailer, with Aspen Trail make every journey your own.

- **Aspen Trail Power Package** - Aspen Trail Power Stabilizers, Power Awning and Power Tongue Jack make setting up and breaking down your campsite a breeze.
- **Fully Enclosed Underbelly** - all of your RVs vital functions are kept out of the elements. Plus, this extra layer of protection means you can travel further into the year.
- **Aluminum Steps** - stability you need when coming and going from your Aspen Trail. Easy to expand and store away, these aluminum steps deliver a sound platform.

Aspen Trail Travel Trailer

Exterior Features:

- Mega Pass Through Storage Compartment w/ LED Light
- Roof Solar Power Prep w/ Inverter Prep (N/A on Loft Series)
- Aluminum Entry Steps (Main Entry Only)
- Diamond Plate Rock Guard
- Power Awning w/ LED Light
- Exterior Shower
- Smooth Metal Front End
- Fully Enclosed Underbelly
- Tankless Water Heater
- Black Tank Flush
- Front & Rear Stabilizer Jacks
- Magnetic Baggage Door Catches
- Friction Hinge Entry Door
- Easy Lube Axles
- Extended Long Rain Gutters
- Back Up Camera Prep

Interior Features:

- Residential Queen Bed
- Seamless Countertops
- High Rise Faucet
- 3 Burner Cooktop w/ Oven and Glass Cover
- Microwave
- Stainless Steel Single Bowl Farm Sink
- 10 cu. ft. 12 V Refrigerator
- Range Hood w/ Light and Exhaust Fan
- LED Fireplace w/ Electric Heat*
- 15,000-BTU A/C - Standard on ALL Models
- High Output Furnace
- Hardwood Cabinetry Throughout
- Convertible U-Shape Dinette*
- 82" Interior Height
- Pleated Night Shades
- Bathroom Exhaust Fan

*Select Floor Plans

More Standard Features



All information & specifications are for units manufactured after 10/01/2023



ASPEN TRAIL 2860RLS
Length: 32' 11" Weight: 6,707 lbs.
Sleeps: 4-6 Hitch: 753 lbs. Height: 11' 3"



ASPEN TRAIL 2880RKS
Length: 33' 1" Weight: 6,741 lbs. Sleeps: 4-6
Hitch: 813 lbs. Height: 11' 2"



ASPEN TRAIL 3020BHS
Length: 34' 6" Weight: 7,148 lbs.
Sleeps: 6-8 Hitch: 922 lbs. Height: 11' 4"



ASPEN TRAIL 3210BHDS
Length: 36' 10" Weight: 7,946 lbs.
Sleeps: 8-10 Hitch: 1,082 lbs.
Height: 11' 4"



ASPEN TRAIL 3300RKS
Length: 37' 11" Weight: 8,020 lbs.
Sleeps: 2-6 Hitch: 1,220 lbs. Height: 12' 6"



ASPEN TRAIL 3400BHS
Length: 38' 7" Weight: 9,273
Sleeps: 8-10 Hitch: 1,171 lbs.
Height: 12' 6"



Visit dutchmen.com
for 360 views

Aspen Trail Destination Trailers



Exterior Features:

- Front Bay Window
- 2 Air Conditioners
- Prepped for 3rd A/C
- Slide Out Toppers
- Exterior Speakers
- Oversized Panoramic Windows
- Friction Hinge Entry Door
- **Detachable Hitch***
- Black Tank Flush
- 5/8" Plywood Tongue & Groove Floor
- Tankless Water Heater
- Exterior Shower
- 35,000 BTU High Output Furnace

Interior Features:

- Washer/Dryer Prep
- HD LED TV
- 32" X 40" Shower w/ Glass Doors & Surround
- Central Vacuum System*
- 15 cu. ft. Residential Refrigerator
- Recessed Range with Large 24" Oven
- Pendant Lighting in Kitchen
- AM/FM/BT Radio
- 72" X 80" King Size Bed
- Tri-Fold Sleeper Sofa
- Twin Beds in Loft w/ TV Prep
- Sliding Patio Door
- Upgraded Residential Furniture
- Blackout Roller Shades Throughout
- Living Room Ceiling Fan*

*Select Floor Plans



More Standard Features



Power
Stabilizer
Jacks



Dual 30lb
Propane



Prepped
for WIFI



Pop Up
Power



W/D
Prep



HD LED
TV



ASPEN TRAIL 390LOFT

Length: 40' 8" Weight: 11,305 lbs
Sleeps: 4-6 Hitch: 1,483 lbs. Height: 13' 5"



ASPEN TRAIL 391LOFT

Length: 40' 9" Weight: 11,596 lbs.
Sleeps: 6-8 Hitch: 1,254 lbs.
Height: 13' 5"



ASPEN TRAIL 421 LOFT

Length: 44' 9" Weight: 11,810 lbs.
Sleeps: 6-8 Hitch: 2,254 lbs. Height: 13' 5"

Interior Decors




Fabric



Flooring



Woodgrain



Countertops

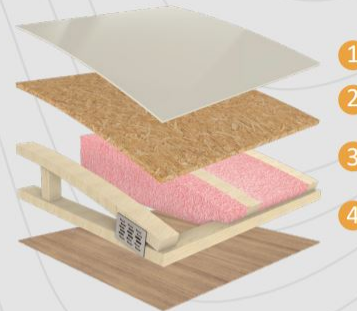


ASPEN TRAIL



Shown 390Loft & 3400BHS

DUTCHMEN® CONSTRUCTION ADVANTAGE



Durable Roof Structure

- 1 TPO Roof - Lifetime Warranty
- 2 3/8" Decking
- 3 Fiberglass Insulation
- 4 Luan Interior Panel



Insulated Structure

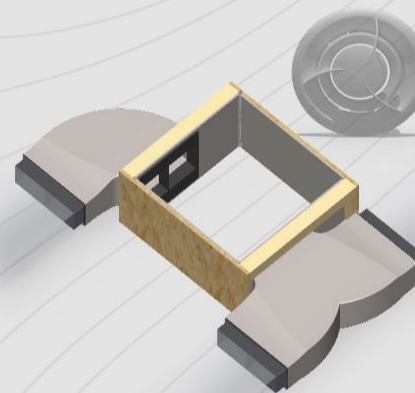
- 1 Metal Exterior Panel
- 2 Wood Frame with R7 Thermal Insulation
- 3 Luan Interior Panel



Blade Air Flow System

This design reduces air turbulence and noise accelerating airflow with duct elbows and wyes that feature enlarged inlets and narrow as they push cooled air from the AC through the length of the ducting.

(On Ducted AC Models Only)



Your Dealer

PO BOX 2000 | 2164 CARAGANA COURT | GOSHEN, IN 46527 | SALES 574.537.0600

All information & specifications are for units manufactured after 10/01/2023

To learn more scan the QR code
using your phone.

