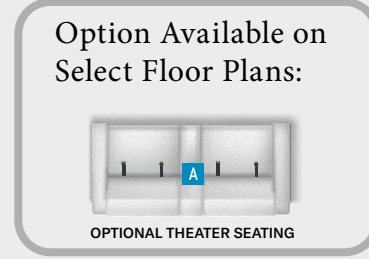
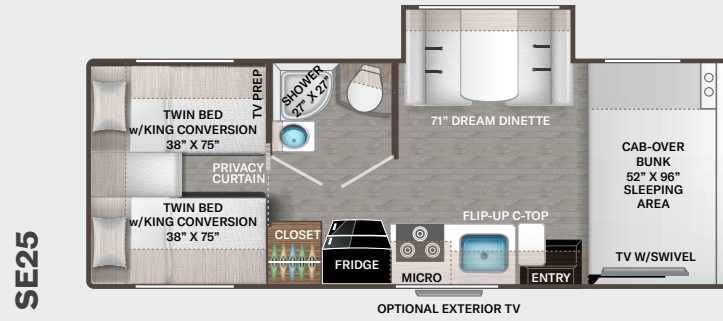
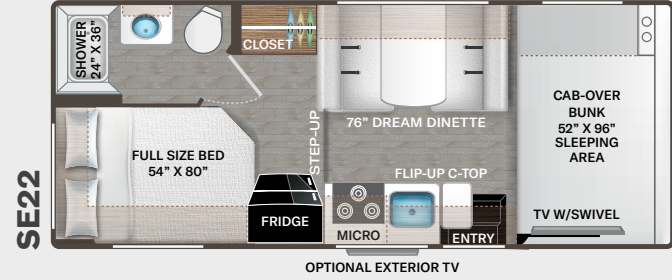
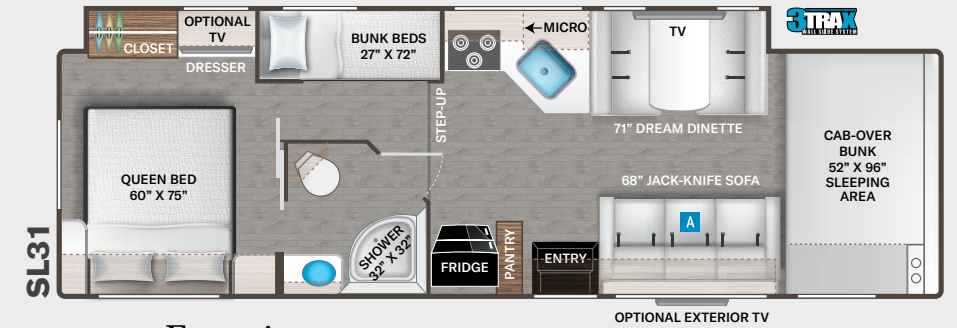
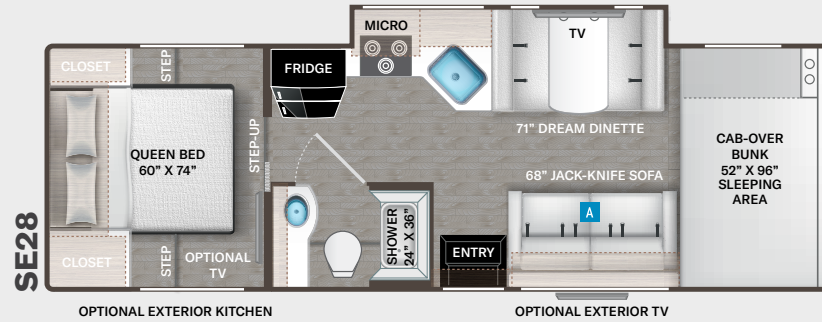
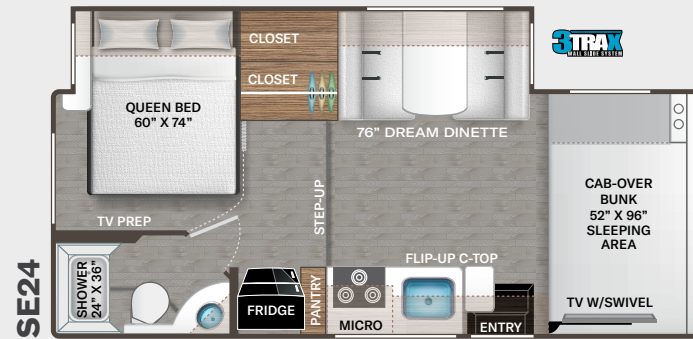
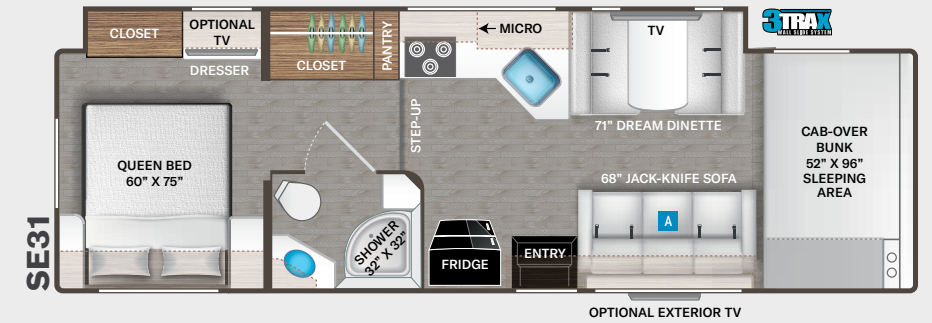
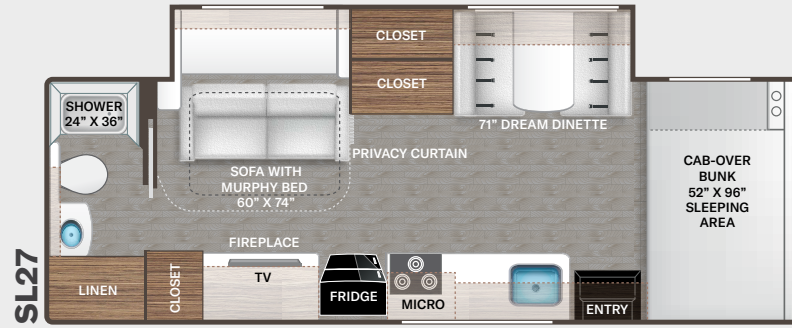
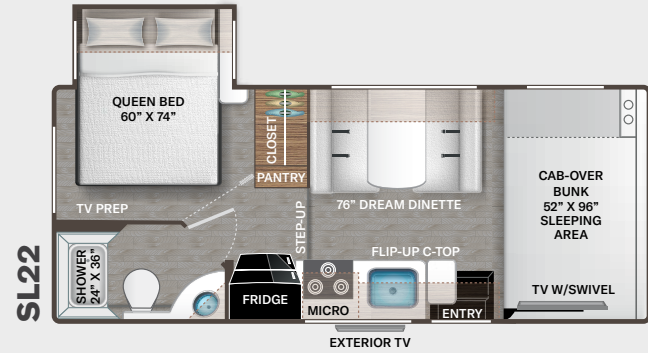



# Floor Plans



# Interiors



# Exteriors



STANDARD GRAPHICS

# QUANTUM™ SE

## Featured Highlights

### CONSTRUCTION & EXTERIOR

- Ford® E-Series Chassis - 7.3L V8 / 325HP & 450 lb-ft Torque
- Premium One-Piece Crossflex™ Roofing
- One-Piece Fiberglass Front Cap
- Slick Fiberglass Exterior with Graphics Package
- Electric Stabilizing System (SE24, SL27, SE31 & SL31)
- S.R.S™ Smooth Ride Suspension (SE31 & SL31)
- Flush Mount Radius Compartment Doors
- Lighted Rotocast Storage Compartments
- MEGA-Storage™ Compartment (N/A - SE24 & SL27)
- Portable Folding Table (SE28)
- Power Patio Awning with Integrated LED Lighting
- Roof Ladder
- Exterior Grab Handle
- Black Framed Windows
- 8,000-lb. Trailer Hitch

### CONSTRUCTION & EXTERIOR OPTION

- Chevrolet® Dually Chassis with 6.6L V8 / 401HP & 464 lb-ft Torque (SE22, SL22, SE24 & SE25)
- Electric Stabilizing System (SE22, SL22, SE25 & SE28)
- Exterior Pull-Out Kitchen with Griddle & 12-volt Cooler (SL27 & SE28)

### AUTOMOTIVE & COCKPIT

- 7" Touchscreen Dash Radio, Apple CarPlay™, Android Audio™ with Back-Up Monitor
- SiriusXM® Tuner & Antenna
- Swivel Captain's Chairs with Filler Cushions (SL27)
- Tilt Steering Wheel with Audio & Camera Controls (Ford® E-Series Chassis Only)
- Deluxe Exterior Mirrors
- Power Windows & Door Locks
- Cruise Control

- Keyless Entry System
- Emergency Engine Start Switch
- Windshield Privacy Curtain
- Molded Automotive Cockpit Headliner
- Aluminum Running Boards
- Valve Stem Extenders
- Stainless Steel Wheel Liners
- LED Taillights

### AUTOMOTIVE & COCKPIT OPTIONS

- Heated Remote Exterior Mirrors with Integrated Side-view Cameras
- Leatherette Captain's Chairs
- Power Driver's Seat (SE28, SE31 & SL31)

### INTERIOR

- Residential Vinyl Flooring
- 84" Interior Ceiling Height
- Hard Vinyl Ceiling
- LED Lighting
- Ceiling Ducted Air Conditioning System (N/A - SE22 & SL22)
- Cab-Over Sleeping Area with Cup Holders and Telescoping Bunk Ladder
- Coastline Grey Flat Panel Cabinet Doors with Black Hardware & Faucets
- Window Privacy Shades (N/A - SE31 & SL31)
- Premium Window Privacy Roller Shades (SE31 & SL31)
- Leatherette Dream Dinette® Booth
- Single Child Safety Tether in Dinette Booth (N/A - SL27)
- Dual Child Safety Tethers in Dinette (SL27)
- Wireless Phone Charger with USB Charging Port on Dinette Table Top
- Leatherette Jack-Knife Sofa (SE28, SE31 & SL31)
- Full Extension Metal Ball-bearing Drawer Guides

### INTERIOR OPTIONS

- Cab-Over Child Safety Net
- Leatherette Theater Seating IPO Sofa (SE28, SE31 & SL31)
- 12-volt Attic Fan with Cover in Cab-Over Bunk

### KITCHEN

- 12-volt Refrigerator with Auto Generator Start
- Recessed 3-Burner Gas Cooktop/Oven with Glass Cover
- Microwave Oven
- Range Hood with Task Lighting Above Cooktop
- Pressed Laminate Countertops Throughout
- Flip-Up Countertop Extension (SE22, SL22, SE24 & SE25)
- Pop-Up Countertop Outlet & Charging Center for Electronics (SL27, SE28, SE31 & SL31)
- Pantry Cabinet (SL22, SE24 & SE31)
- Large Single Bowl Stainless Steel Sink and Single Handle Faucet with Pull-Down Sprayer
- Kitchen Countertop LED Accent Lighting
- 12-volt Ceiling Vent with Under Cabinet Switch
- Kitchen Waste Basket

### BEDROOM & BATHROOM

- Queen Size Murphy Bed (SL27)
- Queen Size Bed (SL22, SE24, SE28, SE31 & SL31)
- Full Size Bed (SE22)
- Fabric Covered Twin Beds - Converts to Full Unit Width Bed (SE25)
- Bunk Beds with Telescoping Ladder (SL31)
- Bedspread (N/A - SE25)
- Pillow Shams
- Bedroom USB Charging Center for Electronics
- Bedroom 12-volt Outlet for CPAP Machine
- Foot Flush Toilet
- Stainless Steel Bathroom Sink
- Robe/Towel Hooks in Bathroom

- Shower with Curtain (SE22, SL22 & SE25)
- Shower with Curved Anti-Microbial Curtain (SE24, SL27 & SE28)
- Shower with Glass Door (SE31 & SL31)
- Skylight in Shower
- 12-volt Ceiling Vent in Bath with Under Cabinet Switch

### BEDROOM & BATHROOM OPTIONS

- 12-volt Attic Fan with Cover in Bedroom

### ENTERTAINMENT

- 39" Smart TV on Manual Swivel in Cab-Over (SE22, SL22, SE24 & SE25)
- 39" Smart TV in Living Area (SL27, SE28, SE31 & SL31)
- Bedroom TV Prep (SE28, SE31 & SL31)
- Bunk Beds with Gear Net Storage (SL31)
- Winegard® Connect™ 2.0 WiFi / 4G / TV Antenna
- Living Area Speaker for Dash Radio
- Satellite Mounting Backer in Roof

### ENTERTAINMENT OPTIONS

- 32" Smart TV in Bedroom (SE28, SE31 & SL31)

- Exterior 32" TV on Swivel Bracket with Bluetooth® Soundbar and Radio

### ELECTRICAL & PLUMBING

- 4.0 kw Gas Generator
- 30-amp Shoreline Power Cord
- Automatic Transfer Switch with Power Protection
- Automatic Shoreline-to-Generator Transfer Switch
- Systems Control Center
- Single Roof A/C (SE22, SL22, SE24, SE25, SL27 & SE28)
- High-Output Single Roof A/C (SE31 & SL31)
- 12-volt Auxiliary House Battery
- Battery Disconnect Switch
- Battery Tray for Four (4) Batteries
- Solar Prep - Includes Solar Controller
- 100-watt Solar Charging System with Solar Panel and Controller (SL27, SE28, SE31 & SL31)
- Tankless Water Heater
- Water Heater Bypass System
- Outside Shower (SE31 & SL31)
- Exterior Water Spray Port (SL27 & SE28)
- 1" Fresh Water Tank Drain
- 360° Siphon® RV Holding Tank Vent Cap
- Black Tank Flush System

- Holding Tanks with Heat Pads (STD - SE31 & SL31)

- Exterior LP Connection (SL27, SE28, SE31 & SL31)

### ELECTRICAL & PLUMBING OPTIONS

- High-Output Single Roof A/C (STD - SE31 & SL31)
- Dual Roof A/C's IPO Single Roof A/C (SL31 & SE31)
- Second Auxiliary House Battery (N/A - SE31 & SL31)
- 100-watt Solar Charging System with Solar Panel and Controller (SE22, SL22, SE24 & SE25)
- Outside Shower (SE22, SL22, SE24 & SE25)
- Holding Tanks with Heat Pads (SE22, SL22, SE24, SE25, SL27 & SE28)



P.O. Box 1486, Elkhart, IN 46515  
Sales Department: 800.860.5658



## Specifications

	SE22	SL22	SE24	SE25	SL27	SE28	SE31	SL31
Chassis	Ford / Chevy	Ford / Chevy	Ford / Chevy	Ford / Chevy	Ford	Ford	Ford	Ford
Gross Vehicle (GVWR)	12,500 / 12,300	12,500 / 12,300	12,500 / 14,200	12,500 / 12,300	14,500	14,500	14,500	14,500
Gross Combined (GCWR)	18,500 / 16,000	18,500 / 16,000	18,500 / 20,000	18,500 / 16,000	22,000	22,000	22,000	22,000
Wheel Base	158" / 159"	158" / 159"	168" / 169"	176" / 177"	200"	212"	223"	223"
Exterior Length (w/o ladder)	24'-1" / 24'-7"	24'-1" / 24'-7"	25'-1" / 25'-7"	26'-5" / 26'-11"	28'-8"	30'	32'-4"	32'-8"
Exterior Height (w/AC)	11'	11'	11'	11'	11'-2"	11'	11'-2"	11'-2"
Exterior Width (w/o mirrors)	99"	99"	99"	99"	99"	99"	99"	99"
Interior Height (living area)	84"	84"	84"	84"	84"	84"	84"	84"
Awning Size	15'	15'	16'	17'-6"	19'-6"	14'	16'	16'
Fuel (gal)	55 / 57	55 / 57	55 / 57	55 / 57	55	55	55	55
LPG (lbs)	40.9	40.9	40.9	40.9	40.9	40.9	40.9	40.9
Fresh/Waste/Gray Water (gal)	40 / 24.5 / 37	40 / 29 / 25	40 / 34.5 / 37	42 / 30 / 33	40 / 37 / 31	40 / 26 / 40	40 / 28 / 28	40 / 28 / 28
Water Heater (gal)	Tankless	Tankless	Tankless	Tankless	Tankless	Tankless	Tankless	Tankless
Furnace (BTUs)	19,000	19,000	19,000	19,000	30,000	30,000	30,000	30,000
Exterior Storage Capacity (cu. ft.)	50.3	30.9	39	65	39.5	104.2	55.7	55.7
Hitch Weight Rating (lbs)	8,000	8,000	8,000	8,000	8,000	8,000	8,000	8,000

**IMPORTANT—PLEASE READ:** This brochure reflects product design, fabrication, material, components and specifications at the date of printing, which date is disclosed below. Please visit us online at [ThorMotorCoach.com](http://ThorMotorCoach.com) or consult with your selling dealership for the latest in standards, options, specification and technical information. Photographs in the brochure may depict optional equipment or may only be available in certain floor plans. Components, appliances and the chassis may have been manufactured in a calendar year before the vehicle's designated model year. All capacities are approximate. The actual length of the vehicle may differ from that indicated in the brochure due to variances in the manufacturing processes and/or installed components. All dry weights are based on standard model features and do not include optional features or equipment. Component part and appliance manufacturers issue limited warranties covering portions of the vehicle not covered under the limited warranty we issue.

Copyright Thor Motor Coach, Inc. © OH 09/15/2023

# QUANTUM™ SE