

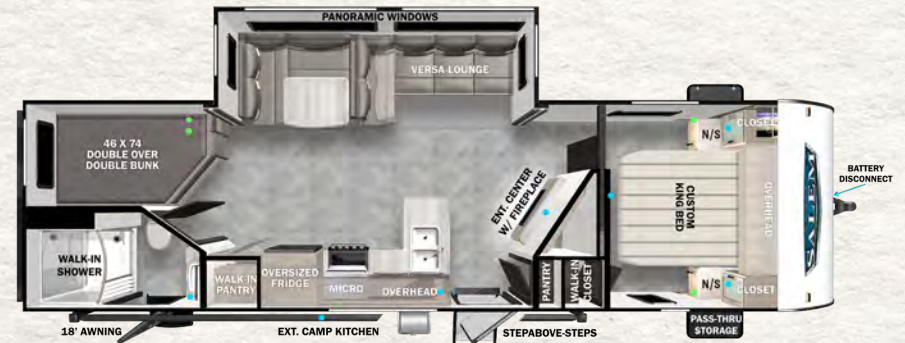


***2023 MIDWEST
2023 NORTHWEST
2023 SOUTHWEST***



MODEL #: 22RBS

HITCH: 765 LBS UVW: 5,928 LBS LENGTH: 26'11"



MODEL #: 26DBUD

HITCH: 795 LBS UVW: 6,923 LBS LENGTH: 33'3"



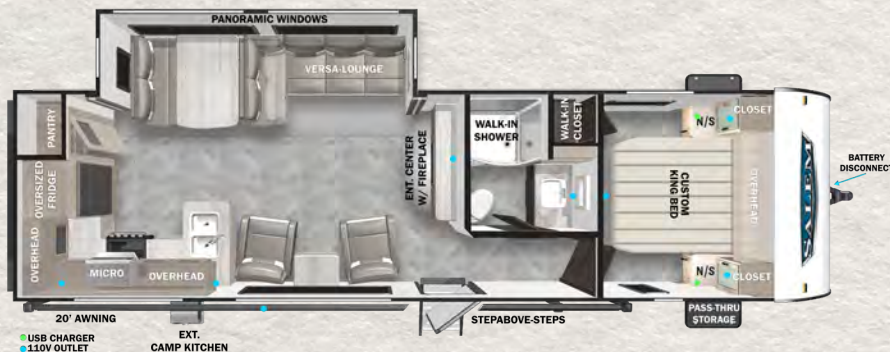
MODEL #: 26RBS

HITCH: 640 LBS UVW: 6,568 LBS LENGTH: 30'4"



MODEL #: 27RE

HITCH: 955 LBS UVW: 7,583 LBS LENGTH: 33'8"



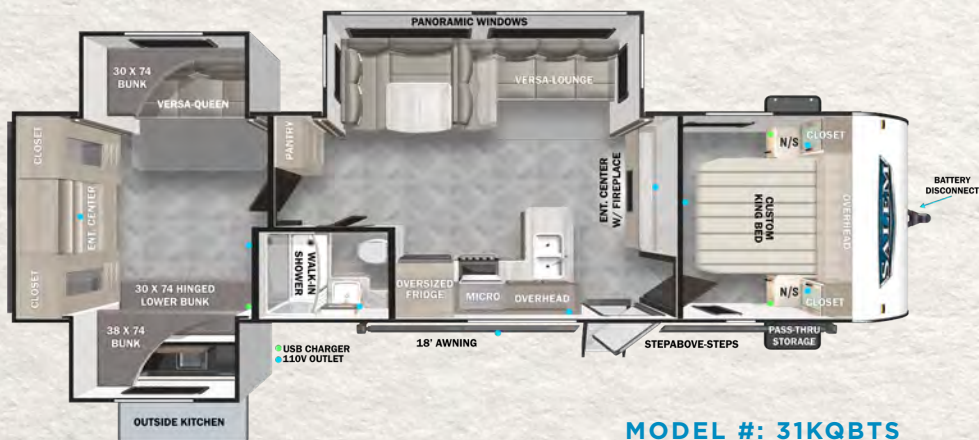
MODEL #: 27RK

HITCH: 955 LBS UVW: 6,863 LBS LENGTH: 33'6"

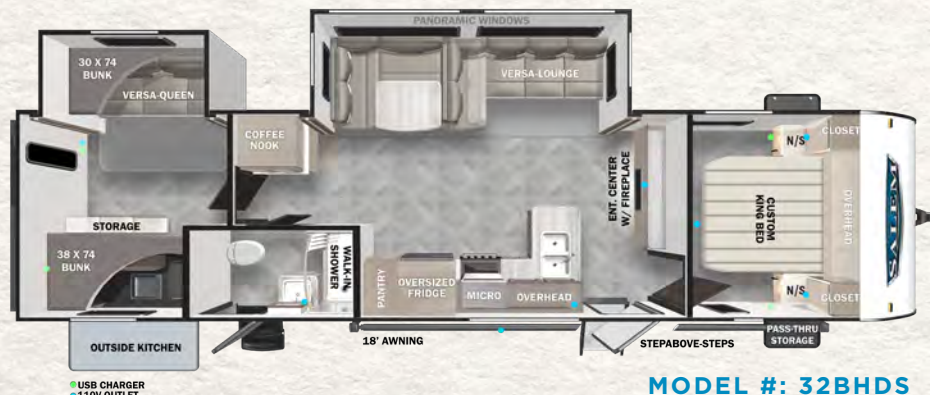


MODEL #: 29VBUD

HITCH: 910 LBS UVW: 7,728 LBS LENGTH: 36'2"



MODEL #: 31QBTS
HITCH: 905 LBS UVW: 8,573 LBS LENGTH: 36'7"



MODEL #: 32BHDS
HITCH: 859 LBS UVW: 7,993 LBS LENGTH: 36'5"



MODEL #: 32RET
HITCH: 935 LBS UVW: 8,853 LBS LENGTH: 37'



MODEL #: 33TS
HITCH: 1,088 LBS UVW: 9,276 LBS LENGTH: 38'9"



MODEL #: 36VBDS
HITCH: 1,155 LBS UVW: 8,533 LBS LENGTH: 38'11"

For detailed specifications,
 pictures & 360 Tours, visit
www.forestriverinc.com/Salem
 OR Scan the QR code!



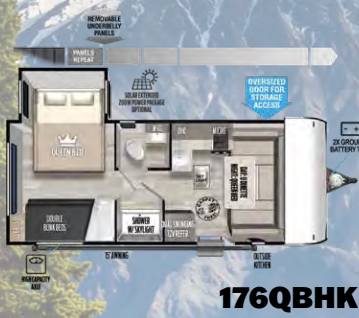
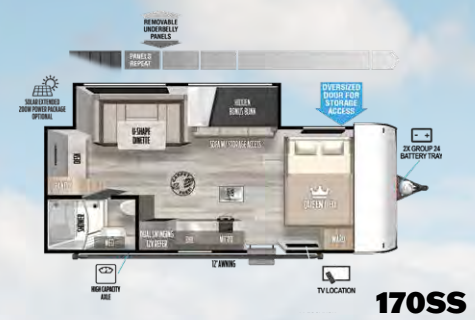
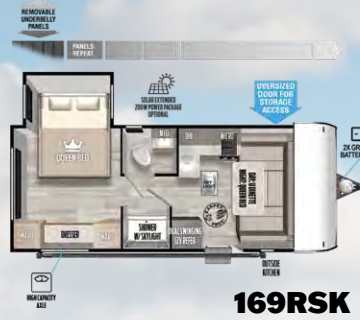
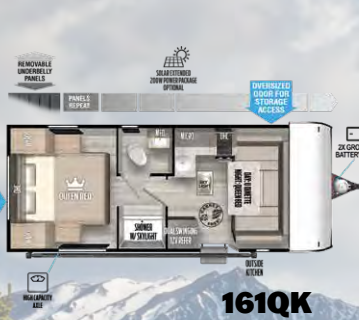


MEET YOUR SALEM DEALER

All information contained in this brochure is believed to be accurate at the time of publication. However, during the model year, it may be necessary to make revisions and Forest River, Inc., reserves the right to make all such changes without notice, including prices, colors, materials, equipment and specifications as well as the addition of new models and the discontinuance of models shown in this brochure. Therefore, please consult with your Forest River dealer and confirm the existence of any materials, design or specifications that are material to your purchase decision. © 2022 Salem, a Division of Forest River, Inc., a Berkshire Hathaway company. All Rights Reserved.







	161QK	169RSK	170SS	176QBHK	178BHSK	179DBK	181RT
LENGTH	23' 6"	22' 11"	22' 9"	21' 8"	22' 11"	22' 6"	21' 8"
HEIGHT	TBD	10' 4"	10' 4"	10' 4"	10' 4"	10' 2"	10' 2"
HITCH WEIGHT	508 lb.	555 lb.	445 lb.	520 lb.	430 lb.	465 lb.	440 lb.
UVW	3,691	4,024 lb.	3,819 lb.	3,944 lb.	3,749 lb.	3,219 lb.	3,204 lb.
CCC	1,217	931 lb.	1,026 lb.	976 lb.	1,081 lb.	1,646 lb.	1,636 lb.
FRESH WATER	39 gal.	43 gal.	43 gal.	43 gal.	43 gal.	43 gal.	43 gal.
GRAY WATER	40 gal.	30 gal.	30 gal.	30 gal.	30 gal.	30 gal.	30 gal.
BLACK WATER	40 gal.	30 gal.	30 gal.	30 gal.	30 gal.	30 gal.	30 gal.
AWNING	15'	15'	12'	15'	12'	13'	12'

SALEM CRUISE LITE

FOREST RIVER



210RBXL



211SSXL



220BHXL



240BHXL



243BHXL



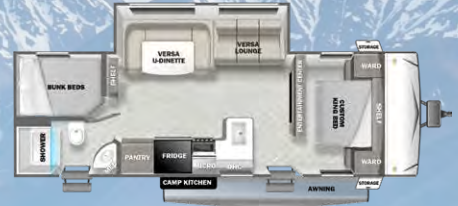
251SSXL



253RKXL



260RTK



263BHXL



273QBXL



28VBXL



260RTK

Let's Get Social!
Find us on Facebook, Instagram, and YouTube



	210RBXL	211SSXL	220BHXL	240BHXL	243BHXL	251SSXL	253RKXL	260RTK	263BHXL	273QBXL	28VBXL
LENGTH	25' 2"	27' 5"	27' 8"	28' 10"	28' 2"	29' 5"	29' 1"	28' 8"	31' 11"	33' 8"	33' 4"
HEIGHT	10' 3"	11' 8"	10' 3"	10' 4"	10' 1"	11' 8"	11' 3"	10' 6"	10' 3"	10' 3"	10' 4"
HITCH WEIGHT	500 lb.	740 lb.	602 lb.	570 lb.	566 lb.	746 lb.	578 lb.	650 lb.	736 lb.	752 lb.	828 lb.
UVW	4,830 lb.	5,262 lb.	4,800 lb.	5,343 lb.	5,492 lb.	5,664 lb.	5,794 lb.	5,276 lb.	6,406 lb.	6,550 lb.	6,486 lb.
CCC	2,670 lb.	3,278 lb.	2,802 lb.	2,227 lb.	2,074 lb.	2,882 lb.	1,784	3,174 lb.	1,330 lb.	2,002 lb.	2,142 lb.
FRESH WATER	61 gal.	61 gal.	42 gal.	40 gal.	61 gal.	61 gal.	61 gal.	42 gal.	61 gal.	61 gal.	61 gal.
GRAY WATER	42 gal.	28 gal.	60 gal.	30 gal.	60 gal.	26 gal.	66 gal.	28 gal.	74 gal.	32 gal.	32 gal.
BLACK WATER	32 gal.	32 gal.	32 gal.	30 gal.	32 gal.	32 gal.	42 gal.	32 gal.	32 gal.	42 gal.	42 gal.
AWNING	14'	18'	12'	18'	12'	18'	16'	15'	16'	16'	16'



22RBS



26DBUD



29VBUD



	22RBS	26DBUD	29VBUD
LENGTH	27' 0"	33' 9"	36' 0"
HEIGHT	11' 2"	11' 2"	11' 2"
HITCH WEIGHT	771 lb.	824 lb.	805 lb.
UVW	5,647 lb.	6,988 lb.	7,397 lb.
CCC	2,124 lb.	2,636 lb.	2,208 lb.
FRESH WATER	61 gal.	61 gal.	61 gal.
GRAY WATER	64 gal.	75 gal.	75 gal.
BLACK WATER	32 gal.	32 gal.	32 gal.
AWNING	16'	18'	18'



PRE-DELIVERY INSPECTION FACILITY

20,000 square feet of quality assurance. The bare essentials for a premium product. This state-of-the-art facility gives immediate daily feedback to production for quality assurance in every unit built.


CUSTOMER SATISFACTION



www.ForestRiverBuyLocal.com

Download our Forest River mobile app or visit our dynamic online manual to enhance your ownership experience. These interactive options provide incredible ease and insight into use, maintenance and enjoyment of your Forest River product.

Ranging from "How-To" videos, pictures and illustrations of various components, systems and features, to fully searchable content and downloadable PDFs for individual component owner's manuals, answers are always just a click away. View the online manual at www.forestriverinc.com/OnlineManual or download our FREE app from the App Store or Google Play!



FREE MEMBERSHIP
to Forest River Owners' Group

www.forestriverfrog.com



GVWR (Gross Vehicle Weight Rating) - is the maximum permissible weight of the unit when fully loaded. It includes all weights, inclusive of all fluids, cargo, optional equipment and accessories. For safety and product performance do NOT exceed the GVWR.

GAWR (Gross Axle Weight Rating) - is the maximum permissible weight, including cargo, fluids, optional equipment and accessories that can be safely supported by a combination of all axles.

UVW (Unloaded Vehicle Weight)** - is the typical weight of the unit as manufactured at the factory. It includes all weight at the unit's axle(s) and tongue or pin and LP Gas. The UVW does not include cargo, fresh potable water, additional optional equipment or dealer installed accessories.

CCC (Cargo Carrying Capacity)** - is the amount of weight available for fresh potable water, cargo, additional optional equipment and accessories. CCC is equal to GVWR minus UVW. Available CCC should accommodate fresh potable water (8.3 lbs per gallon). Before filling the fresh water tank, empty black and gray tanks for more cargo capacity.

*Estimated Average based on standard build optional equipment. ** Estimated average based on standard build optional equipment. Values estimated at time of printing.

Each Forest River RV is weighed at the manufacturing facility prior to shipping. A label identifying the unloaded vehicle weight of the actual unit and the cargo carrying capacity is applied to every Forest River RV prior to leaving our facilities. The load capacity of your unit is designated by weight, not by volume, so you cannot necessarily use all available space when loading your unit.

All information contained in this brochure is believed to be accurate at the time of publication. However, during the model year, it may be necessary to make revisions and Forest River, Inc., reserves the right to make all such changes without notice, including prices, colors, materials, equipment and specifications as well as the addition of new models and the discontinuance of models shown in this brochure. Therefore, please consult with your Forest River, Inc., dealer and confirm the existence of any materials, design or specifications that are material to your purchase decision.

©2023 Salem, a division of Forest River, Inc., a Berkshire Hathaway company.



Learn More
Scan this barcode using a QR Reader on your smart phone to learn more about Forest River.



A Berkshire Hathaway company.

24/7 EMERGENCY ROADSIDE ASSISTANCE WITH VEHICLE PURCHASE*

TOWING
JUMP-STARTS
TIRE CHANGES
FLUID DELIVERY
LOCKOUT
SERVICE

WINCH-OUT
MOBILE MECHANIC
TECHNICAL
SUPPORT
DEALER LOCATOR
SERVICES



*VALID FOR 1 YEAR FROM DATE OF PURCHASE

SALEM 2023

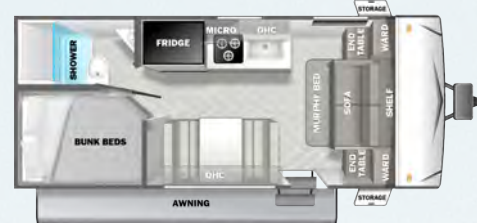




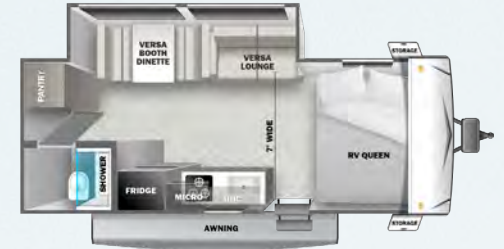
177BQ



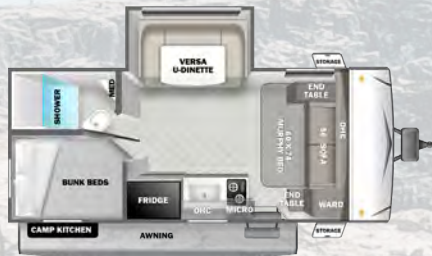
177FQ



178DB



197SS



178BHSK



208RD



228RBK



267SS



268BH



211SSXL



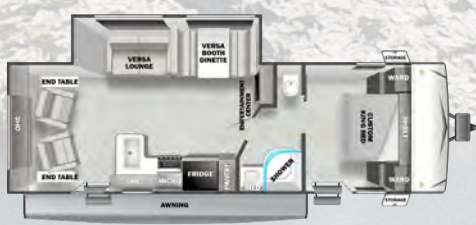
251SSXL



241RLXL



242BHXL




254RLXL



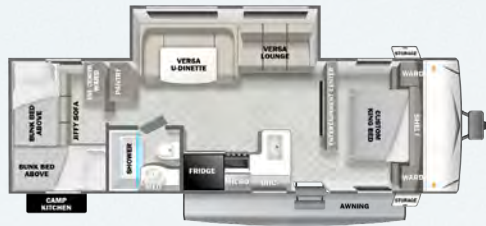
261BHXL



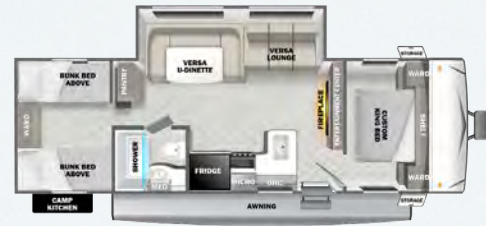
263BHXL



271BHXL



273QBXL



282QBXL



23RK



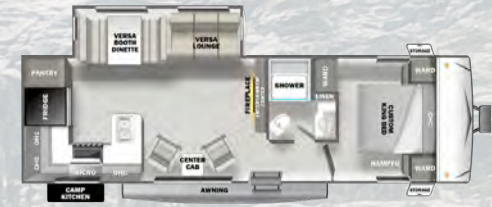
26DBUD



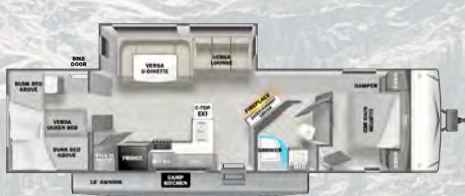
27TDSS



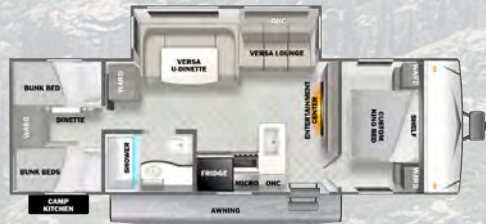
27RE




27RK



29VBUD



30QBSS



32BHDS

FULL LIST OF FEATURES ALONG WITH VIDEOS AND
VIRTUAL TOURS ARE AVAILABLE AT
WWW.FORESTRIVERINC.COM



	177BQ	177FQ	178BHSK	178DB	197SS	208RD	228RK	267SS	268BH	211SSXL	251SSXL	241RLXL	242BHLX	254RLXL	261BHLX	263BHLX	271BHLX	273QBXL	282QBXL	23RK	26DBUD	27RE	27RK	27DSS	29VBUD	30QBSS	32BHDS
HITCH WEIGHT	445	430	495	485	495	565	550	655	545	890	835	680	690	685	495	635	775	735	705	664	866	877	836	826	932	859	931
GVWR	4,845	4,830	5,620	5,585	5,595	7,565	7,550	8,455	7,545	8,890	8,835	7,680	7,690	7,685	7,495	7,635	7,775	7,760	7,705	7,664	9,999	9,999	9,999	9,999	9,999	9,999	9,999
UVW	3,374	3,334	3,869	4,033	4,113	4,273	4,708	5,280	4,559	5,284	5,721	5,478	6,014	6,063	4,715	5,893	6,353	6,349	6,457	5,910	7,258	8,003	7,154	7,108	7,380	7,221	8,403
CCC	1,471	1,496	1,026	1,552	1,482	3,292	2,842	3,175	2,986	3,406	2,914	2,202	1,676	1,622	2,780	1,742	1,422	1,386	1,248	1,754	2,741	1,996	2,845	2,891	2,619	2,778	1,596
EXT LENGTH	22' 8"	22' 8"	22' 11"	24' 0"	24' 2"	25' 10"	26' 3"	31' 0"	28' 10"	27' 5"	29' 5"	28' 8"	28' 10"	30' 11"	28' 4"	31' 8"	32' 10"	33' 1"	32' 10"	28' 8"	33' 1"	34' 1"	33' 6"	32' 4"	36' 6"	34' 2"	36' 4"
EXT HEIGHT	10' 3"	10' 3"	10' 3"	10' 3"	10' 5"	10' 5"	10' 5"	10' 9"	10' 5"	11' 10"	11' 10"	10' 10"	10' 10"	10' 10"	10' 4"	10' 10"	10' 10"	10' 10"	10' 10"	10' 10"	11' 3"	11' 3"	11' 2"	11' 2"	11' 2"	11' 3"	11' 3"
EXT WIDTH	84"	84"	96"	96"	84"	96"	96"	84"	96"	96"	96"	96"	96"	96"	96"	96"	96"	96"	96"	96"	96"	96"	96"	96"	96"	96"	96"
FRESH (GAL.)	42	42	40	42	42	42	42	42	42	50	50	50	50	50	50	50	50	50	50	50	50	50	50	50	50	50	50
GREY (GAL.)	22	22	30	28	22	30	52	28	28	35	30	35	30	30	30	65	65	35	30	75	75	75	65	75	75	65	58
BLACK (GAL.)	22	22	30	30	22	22	22	22	30	30	30	30	30	28	23	30	30	30	28	40	40	35	28	40	40	30	30



FREE MEMBERSHIP
to Forest River Owners' Group

www.forestriverfrog.com



Learn More
Scan this barcode using
a QR Reader on your
smart phone to learn
more about Forest River.



FOREST RIVER INC., 255 S PEPPER AVE RIALTO, CA 92376 | (909) 873-3777
WWW.FORESTRIVERINC.COM/SALEM | WWW.FORESTRIVERACCESSORIES.COM
EFFECTIVE UNITS BUILT AFTER 9/20/2022

CUSTOMER SATISFACTION



www.ForestRiverBuyLocal.com

YOUR SALEM DEALER

SPECIFICATION DEFINITIONS

GVWR (GROSS VEHICLE WEIGHT RATING) - IS THE MAXIMUM PERMISSIBLE WEIGHT OF THE UNIT WHEN FULLY LOADED. IT INCLUDES ALL WEIGHTS, INCLUSIVE OF ALL FLUIDS, CARGO, OPTIONAL EQUIPMENT AND ACCESSORIES. FOR SAFETY AND PRODUCT PERFORMANCE DO NOT EXCEED THE GVWR.

GAWR (GROSS AXLE WEIGHT RATING) - IS THE MAXIMUM PERMISSIBLE WEIGHT, INCLUDING CARGO, FLUIDS, OPTIONAL EQUIPMENT AND ACCESSORIES THAT CAN BE SAFELY SUPPORTED BY A COMBINATION OF ALL AXLES.

UVW (UNLOADED VEHICLE WEIGHT)* - IS THE TYPICAL WEIGHT OF THE UNIT AS MANUFACTURED AT THE FACTORY. IT INCLUDES ALL WEIGHT AT THE UNIT'S AXLE(S) AND TONGUE OR PIN AND LP GAS. THE UVW DOES NOT INCLUDE CARGO, FRESH POTABLE WATER, ADDITIONAL OPTIONAL EQUIPMENT OR DEALER INSTALLED ACCESSORIES.

*ESTIMATED AVERAGE BASED ON STANDARD BUILD OPTIONAL EQUIPMENT.

CCC (CARGO CARRYING CAPACITY)** - IS THE AMOUNT OF WEIGHT AVAILABLE FOR FRESH POTABLE WATER, CARGO, ADDITIONAL OPTIONAL EQUIPMENT AND ACCESSORIES.

CCC IS EQUAL TO GVWR MINUS UVW. AVAILABLE CCC SHOULD ACCOMMODATE FRESH POTABLE WATER (8.3 LBS PER GALLON).

BEFORE FILLING THE FRESH WATER TANK, EMPTY THE BLACK AND GRAY TANKS TO PROVIDE FOR MORE CARGO CAPACITY.

** ESTIMATED AVERAGE BASED ON STANDARD BUILD OPTIONAL EQUIPMENT

EACH FOREST RIVER RV IS WEIGHED AT THE MANUFACTURING FACILITY PRIOR TO SHIPPING. A LABEL IDENTIFYING THE UNLOADED VEHICLE WEIGHT OF THE ACTUAL UNIT AND THE CARGO CARRYING CAPACITY IS APPLIED TO EVERY FOREST RIVER RV PRIOR TO LEAVING OUR FACILITIES.

THE LOAD CAPACITY OF YOUR UNIT IS DESIGNATED BY WEIGHT, NOT BY VOLUME, SO YOU CANNOT NECESSARILY USE ALL AVAILABLE SPACE WHEN LOADING YOUR UNIT.

ALL INFORMATION CONTAINED IN THIS BROCHURE IS BELIEVED TO BE ACCURATE AT THE TIME OF PUBLICATION. HOWEVER, DURING THE MODEL YEAR, IT MAY BE NECESSARY TO MAKE REVISIONS AND FOREST RIVER, INC., RESERVES THE RIGHT TO MAKE ALL SUCH CHANGES WITHOUT NOTICE, INCLUDING PRICES, COLORS, MATERIALS, EQUIPMENT AND SPECIFICATIONS AS WELL AS THE ADDITION OF NEW MODELS AND THE DISCONTINUANCE OF MODELS SHOWN IN THIS BROCHURE. THEREFORE, PLEASE CONSULT WITH YOUR FOREST RIVER DEALER AND CONFIRM THE EXISTENCE OF ANY MATERIALS, DESIGN OR SPECIFICATIONS THAT ARE MATERIAL TO YOUR PURCHASE DECISION. UTHO. U.S.A. FOR 1420 P/W: 2022.6.20

PHOTO BY: GEORGE COX