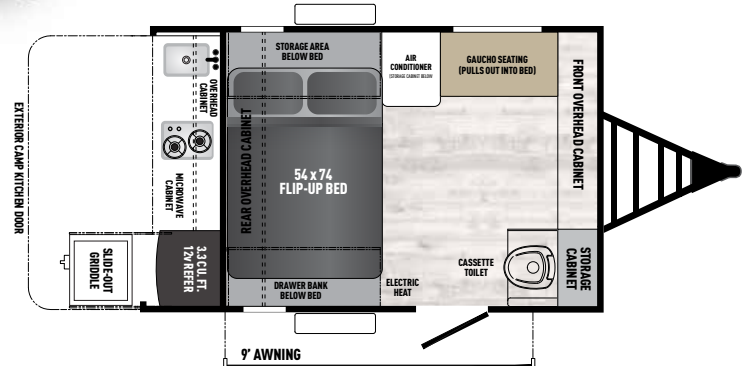
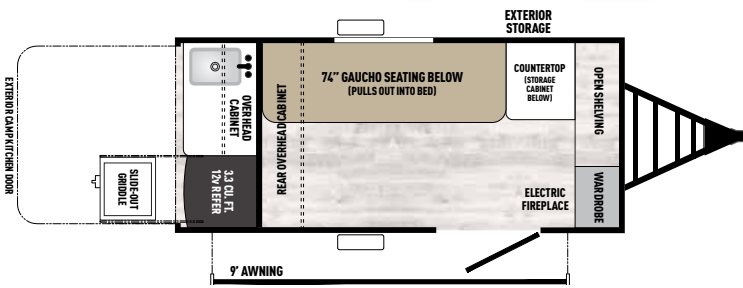


# CLIPPER

TEARDROP TRAILERS



**NEW**  
**9000 & 12000**  
**SERIES**




9000 ROK

12000 ROK



**OFF ROAD PACKAGE**  
**STANDARD**

- PACKAGE INCLUDES:**
- 15" OFF-ROAD TIRES & SPARE
  - FLIPPED AXLE



- PACKAGE INCLUDES:**
- 200 WATT PANEL
  - 30 AMP DIGITAL SOLAR CONTROLLER

**THULE**  
SWEDEN  
ROOF RACK  
**STANDARD**

## FEATURES

### FOUR LAYER INSULATED ROOF

BRACED FOR AIR CONDITIONING

1. ONE-PIECE SEAMLESS FIBERGLASS SKIN
2. LAUAN PLYWOOD UNDERLAYMENT  
*No one else includes the extra wood layer between the top skin and internal foam that provides stiffness and reduces the probability of damage due to hail, road debris, etc.*
3. FOAM INSULATED ROOF STRUCTURE
4. VINYL COATED CEILING  
*Easy to clean and minimizes interior condensation.*




### ONE-PIECE 5/8" FLOOR STRUCTURE

*Viking's one-piece 5/8" floor structure is stronger than the industry's standard 1/2". Automotive undercoating protects from the elements. Congoleum residential grade Diamondflor with 100% adhesion adds beauty and durability indoors.*



### OPTIONAL ROOFTOP TENT

9000/12000 Series



### MODULAR CASSETTE TOILET

12000 Series

## SPECIFICATIONS

CLIPPER	9000	12000
<b>DIMENSIONS</b>		
Travel Length	14'-2"	16'-1"
Travel Width	7'	8'-4"
Travel Height	7'	7'-10"
Sleep Capacity	2	3
Gaicho	48" x 74"	36" x 74"
Radial Tire Size	ST235/75 R15	ST235/75 R15
Tire Load Range	D	D
Hitch Weight (lbs.)	180	225
Axle Weight (lbs.)	2,000	3,500
UVW (lbs.)	1,536	2,115
Cargo Capacity (lbs.)	379	1,345
GVWR (lbs.)	2,180	3,725
Coupler Size	2"	2"
Water Tank Size (Gal.)	27	27

<b>OPTIONS</b>		
Rooftop THULE Tent	•	•
9' Power Awning	n/a	•

CLIPPER	9000	12000
<b>INTERIOR</b>		
LED Interior Courtesy Lights (Floor)	•	•
100% Adhesion Residential Grade Linoleum	•	•
Residential Laminated Countertops	•	•
Deep Bowl Acrylic Sunk	•	•
2-Burner High Output Range	•	•
12V On Demand Water Pump	•	•
12V LED Interior Lights	•	•
5,000 BTU Air Conditioner	•	•
5,000 BTU Electric Heater	•	•
<b>EXTERIOR</b>		
E-Coated Tubular Steel Frame	•	•
Tire Sizes (Radius)	15"	15"
Heavy-Duty Tongue Jack	•	•
Wide Trac Ultra Lube Spring Axle	•	•
Electric Brakes	•	•
Spare Tire & Carrier	•	•
Steel Rims	•	•
(4) Heavy Duty Scissor Style Jacks	•	•
Laminated Fiberglass Roof	•	•
Automotive Grade Metal	•	•
LED Exterior Lights	•	•
One-Piece Screen Door	•	•

## PACKAGES

9000/12000 SERIES PACKAGES	9000 SERIES PACKAGE	12000 SERIES PACKAGE
<b>POWER PACKAGE</b> 12 Volt Outlet, USB Charging Port, Power Converter, Interior & Exterior 110 Volt Power Outlets, 12 Volt Power fan, 7 Way Hook Ups, Solar Prep, Exterior LED Convenience Lighting, Power Awning	Interspring Mattress, LED Lights, Roof Rack, Tinted Windows, Exterior Storage, Spare Tire & Carrier, Frame Mounted Stabilizer Jacks, 20# LP Tank, Outside LP Quick Connect, 12 Volt 3.3 cu. ft. Refer, 6 Gallon Water Heater, 5K BTU Electric Furnace, Hot & Cold Sink & Faucet with Quick Disconnect for Exterior Spray Hose, Water Pump Water Tank, 5K BTU Air Conditioner, Rear Pull Out Kitchen Grill/ Griddle, Manual Awning	Interspring Mattress, LED Lights, Roof Rack, Tinted Windows, Exterior Storage, Spare Tire & Carrier, Frame Mounted Stabilizer Jacks, 20# LP Tank, Outside LP Quick Connect, 12 Volt 3.3 cu. ft. Refer, 6 Gallon Water Heater, 5K BTU Electric Furnace, Hot & Cold Sink & Faucet with Quick Disconnect for Exterior Spray Hose, Water Pump Water Tank, 5K BTU Air Conditioner, Rear Pull Out Kitchen Grill/ Griddle, Microwave, Cassette Toilet, 2 Burner Cooktop, Manual Awning
<b>SOLAR PACKAGE</b> 200 Watt Panel, 30 Amp Digital Solar Controller		