



Exteriors and Floor Plans




FRESH WATER QHD-MAX




BLUE OYSTER PARTIAL PAINT




LAKE TAHOE FULL BODY PAINT



WHITE CAPS QHD-MAX



PEARL WHITE PARTIAL PAINT



SILVER CREEK FULL BODY PAINT

Interiors

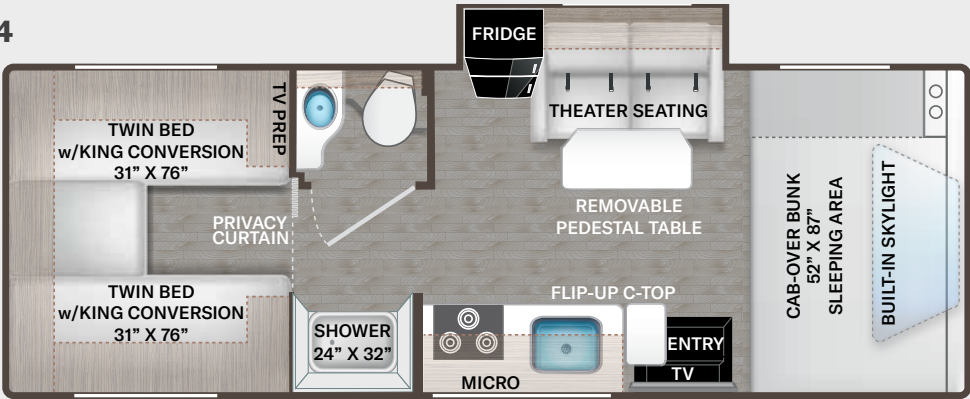
Standard Cabinetry



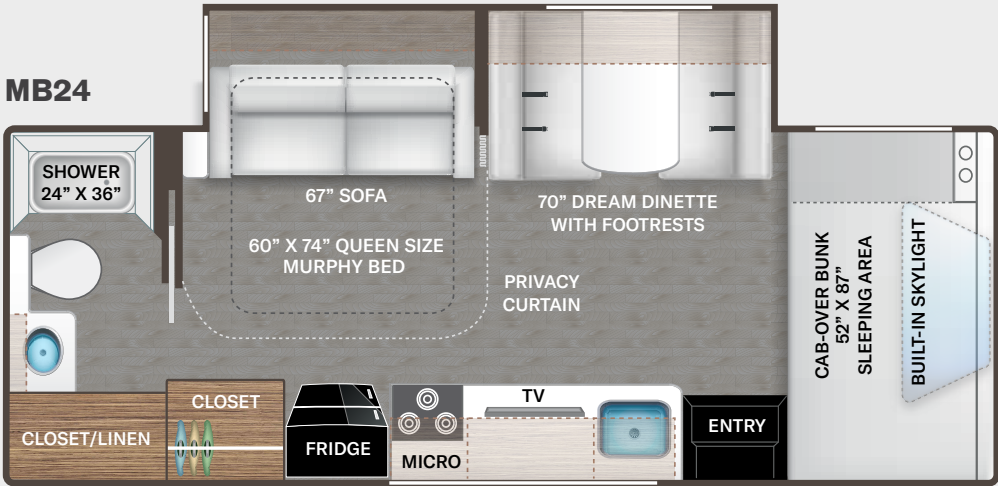
Optional Cali Collection



GL24



MB24



QUANTUM<sup>®</sup>  
SPRINTER

Use your phone's camera to  
find out more information.  
Just scan the code!



# Sprinter Featured Highlights

## CONSTRUCTION & EXTERIOR

- Mercedes-Benz® Sprinter Chassis
- Mercedes-Benz® Safety Package: Active Braking Assist, Attention Assist, Active Lane Keeping Assist, Wet Wiper System & Distance Regulator DISTRONIC PLUS
- Electric Stabilizing System
- Fiberglass Front Cap with Skylight, Power Shade and Courtesy Lights
- Slick Fiberglass Exterior with Graphics Package
- Premium One-piece Crossflex™ Roof
- Welded Tubular Aluminum Roof & Sidewall Cage Construction
- Lighted Rotocast Storage Compartments
- Flush Mount Radius Compartment Doors
- Electric Entry Step with Accent Light Under Step on Separate Switch
- Entry Door with Deadbolt Lock
- Exterior Grab Handle
- Power Patio Awning with Integrated LED Lighting
- Slide out Room Topper Awning
- Black Framed Windows
- 5,000 Pound Trailer Hitch

## CONSTRUCTION & EXTERIOR OPTION

- Partial Paint with Graphics Package
- Full Body Paint Package with Protective Mask

## AUTOMOTIVE & COCKPIT

- Mercedes-Benz® Multimedia Dash Radio with Bluetooth®, Navigation & SIRIUSXM®
- Rearview Mirror with Back-up System
- Deluxe Heated/Remote Exterior Mirror
- Power Window and Door Locks
- Cruise Control
- Map Light
- Power Adjustable/Heated Swivel Captain's Chairs with Skirts & Two (2) Filler Cushions
- Driver & Passenger Air Bags
- Keyless Entry System

- Stainless Steel Wheel Liners
- Valve Stem Extensions on All Wheels
- Windshield Privacy Curtain
- LED Taillights

## INTERIOR

- 84" Interior Ceiling Height
- Hard Vinyl Ceiling
- Ceiling Ducted Air Conditioning System
- Rubber Tread Entry Steps with Step Well Light
- Residential Vinyl Flooring
- Cab-Over Sleeping Area with Cup Holders, and Telescoping Bunk Ladder
- Leatherette Dream Dinette Booth (MB24)
- Single Child Safety Tether in Dinette (MB24)
- Leatherette Sofa with Queen Size Murphy Bed Conversion (MB24)
- Leatherette Theater Seating with Footrests (GL24)
- Weathered Cherry Cabinetry with Flat Panel Upper Cabinet Doors and Black Nickel Kitchen Faucet and Hardware
- LED Lighting
- Premium Window Privacy Roller Shades
- Full Extension Metal Ball-Bearing Drawer Guides
- Wireless Phone Charger with USB Plug on Dinette Table Top (MB24)
- Wall Cubby with Securing Net & USB Charging Port

## INTERIOR OPTIONS

- Cali Collection Interior Décor and Two-Toned Cabinet Package with Black Nickel Kitchen Faucet and Hardware
- Cab-Over Bunk Safety Child Net
- 12-volt Attic Fan with Cover in Cab-Over Bunk

## KITCHEN

- 12-volt Refrigerator with Auto Generator Start
- Recessed 3-Burner Gas Cooktop with Glass Cover
- Range Hood with Task Light Above Cooktop
- Convection Microwave Oven with Air Fryer
- Solid Surface Kitchen Countertop

- Kitchen Countertop LED Accent Lighting
- Large Single Bowl Stainless Steel Under-Mounted Sink with Single Handle Faucet
- Pop-Up Countertop Outlet & Charging Center for Electronics (MB24)
- Kitchen Waste Basket
- 12-volt Ceiling Vent in Kitchen with Under Cabinet Switch

## BEDROOM & BATHROOM

- Queen Size Murphy Bed (MB24)
- Headboard, Bedspread, and Pillow Shams
- Bedroom 12V Outlet for CPAP Machine
- Bedroom USB Power Charging Center for Electronics
- 12-volt Attic Fan with Cover in Bedroom
- Pressed Laminate Countertops
- Shower with Curved Anti-Microbial Shower Curtain
- Skylight in Shower
- Robe/Towel Hooks in Bathroom
- Power Bath Vent with Wall Switch
- Foot Flush Toilet
- Stainless Steel Bathroom Sink

## ENTERTAINMENT

- 32" Smart TV on Manual Swivel (GL24)
- 32" Smart TV in Living Area on Swing Out (MB24)
- Satellite Mounting Backer on Roof
- Winegard® Connect™ 2.0 WiFi / 4G / TV Antenna
- Bedroom TV Prep (GL24)

## ELECTRICAL & PLUMBING

- 4.0 kw LP Generator
- 30-amp Shoreline Power Cord
- Automatic Transfer Switch with Power Protection
- Automatic Shoreline-to-Generator Transfer Switch
- Systems Control Center
- 12-volt Lithium House Battery
- 100-watt Solar Charging System with Solar Panel and Controller

- Battery Disconnect Switch
- Single Roof Air Conditioner
- Tankless Water Heater
- Black Tank Flush System
- Holding Tanks with Heat Pads
- Sewer Hose Storage Area
- 360 Siphon® RV Holding Tank Vent Cap
- 1" Fresh Water Tank Drain
- Outside Shower
- Exterior LP Connection

## ELECTRICAL & PLUMBING OPTION

- High-Output Single Air Conditioner



P.O. Box 1486, Elkhart, IN 46515  
Sales Department: 800.860.5658



Use your phone's camera to  
find out more information.  
Just scan the code!

## Specifications

	GL24	MB24
Chassis	Mercedes-Benz® Sprinter	Mercedes-Benz® Sprinter
Gross Vehicle (GVWR)	11,030	11,030
Gross Combined (GCWR)	15,250	15,250
Wheel Base	170.3"	170.3"
Exterior Length (w/o ladder)	25'-10"	25'-10"
Exterior Height (w/AC)	11'-8"	11'-8"
Exterior Width (w/o mirrors)	90"	90"
Interior Height (living area)	84"	84"
Awning Size	16'-6"	14'
Fuel (gal)	26.4	26.4
LPG (lbs)	40.9	40.9
Fresh/Waste/Gray Water (gal)	30 / 30 / 37	30 / 38 / 38
Water Heater (gal)	Tankless	Tankless
Furnace (BTUs)	20,000	20,000
Exterior Storage Capacity (cu. ft.)	78.2	49
Hitch Rating (lbs.)	5,000	5,000

For a complete listing of specifications and available features, visit: [thormotorcoach.com/quantum-sprinter](http://thormotorcoach.com/quantum-sprinter)

**IMPORTANT—PLEASE READ:** This brochure reflects product design, fabrication, material, components and specifications at the date of printing, which date is disclosed below. Please visit us online at [ThorMotorCoach.com](http://ThorMotorCoach.com) or consult with your selling dealership for the latest in standards, options, specification and technical information. Photographs in the brochure may depict optional equipment or may only be available in certain floor plans. Components, appliances and the chassis may have been manufactured in a calendar year before the vehicle's designated model year. All capacities are approximate. The actual length of the vehicle may differ from that indicated in the brochure due to variances in the manufacturing processes and/or installed components. All dry weights are based on standard model features and do not include optional features or equipment. Component part and appliance manufacturers issue limited warranties covering portions of the vehicle not covered under the limited warranty we issue.  
Copyright Thor Motor Coach, Inc. © OH 09/14/2023

# QUANTUM<sup>®</sup>

## SPRINTER