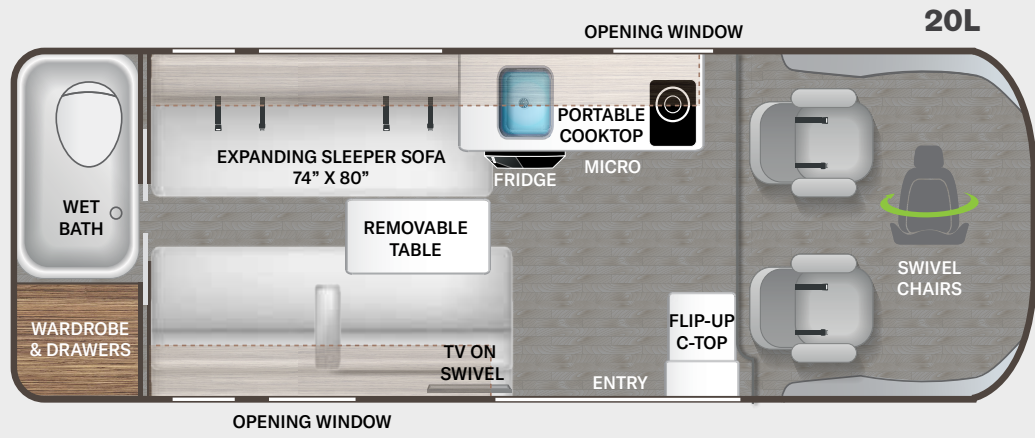
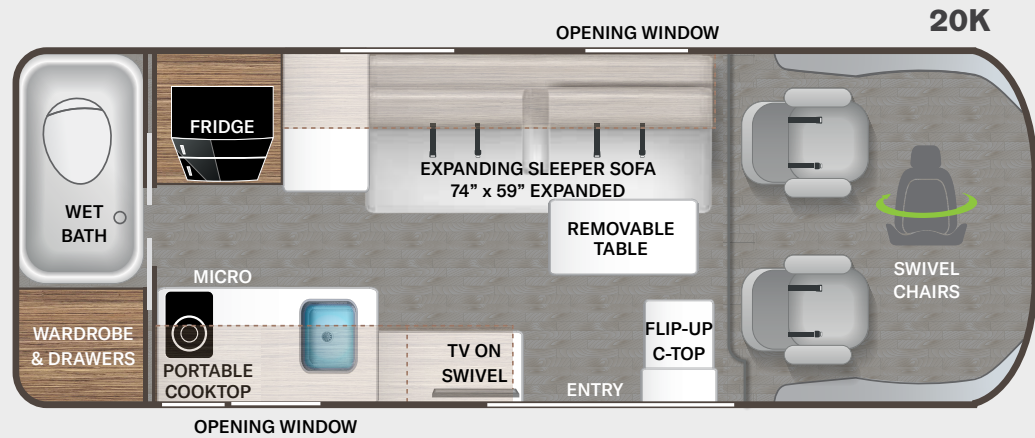
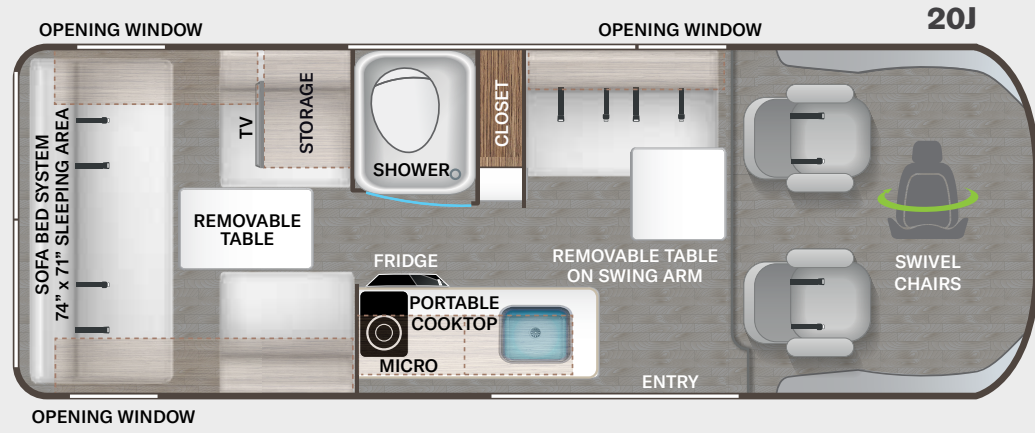
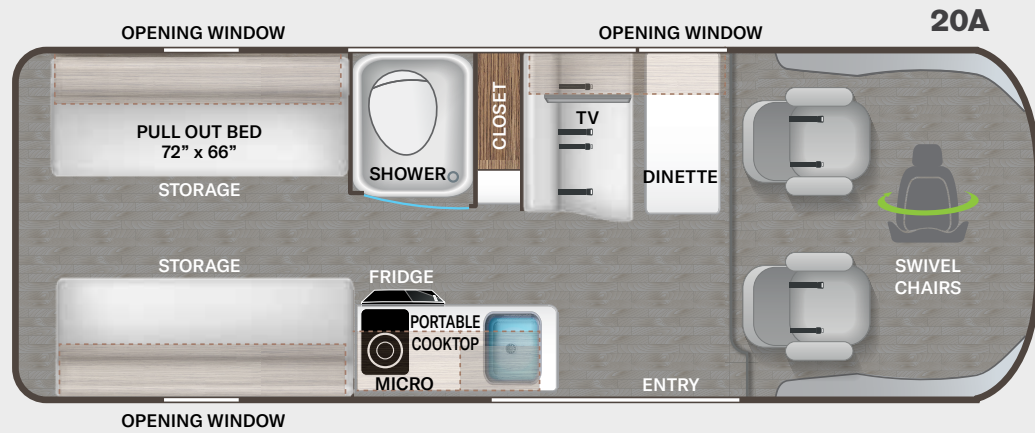



# Floor Plans



# Interiors



# Exterior Paint



# TELLARO®



Use your phone's camera to find out more information. Just scan the code!

## Featured Highlights

### CONSTRUCTION & EXTERIOR

- RAM ProMaster® 3500 Window Van, 276HP, 250 lb.-ft. Torque
- Thule® Lateral Arm Power Patio Awning with Integrated LED Lighting
- Thule® Roof Ladder and Roof Rack System
- Screen Door for Entryway
- Side Steps for Cab Doors
- Transparent Front Paint Protection
- 3,500-lb. Trailer Hitch with 4-pin Connector

### CONSTRUCTION & EXTERIOR OPTIONS

- Retractable Roof Top with Sky Bunk™ Sleeping Area (20A & 20J)
- Thule® Bike Rack on Rear Door

### AUTOMOTIVE & COCKPIT

- 7" Touchscreen Dash Radio with Apple CarPlay™ & Android Auto™
- Back-up Monitor
- Deluxe Heated/Remote Exterior Mirrors
- Power Windows & Door Locks
- Keyless Entry System
- Cruise Control
- Telescoping Leather Steering Wheel with Audio Buttons to Control Dash Radio
- Map Light
- Sun Visors
- 3-Piece Windshield Privacy Shades
- Drink Holders
- Leatherette, Swivel, Captain's Chairs (2)
- Cockpit Floor Mat
- Driver & Passenger Air Bags
- Aluminum Wheels
- Emergency Engine Start Switch

### AUTOMOTIVE & COCKPIT OPTION

- Off-Road Tires

### INTERIOR

- Residential Vinyl Flooring
- Metal Entry Grab Handle
- Soft Touch Vinyl Ceiling
- Two (2) Three-Point Seat Belts in Booth Dinette (20A)
- Two (2) Lap Belts in Sofa (20J, 20K & 20L)
- Two (2) Three-Point Seat Belts in Rear Lounge (20J)
- Collapsible Dinette Table (20A)
- Removable Table on Swing Arm (20J & 20K)
- Removable Sofa Tables (20L)
- Wellformed Interior Wall Panels
- TecnoForm® S.p.A. Euro-Style Cabinet Doors
- LED Lighting
- Window Privacy Roller Shades
- Large Opening Side Windows
- Large Skylight in Living Area (20A & 20J)

### KITCHEN

- Single Door Refrigerator
- Portable Single Burner Induction Cooktop
- Solid Surface Countertop with Undermount Sink and Sink Cover
- Stainless Steel Single Bowl Sink with Cover & Single Handle Kitchen Faucet
- Pop-up Outlet in the Kitchen
- Convection Microwave Oven (20K & 20L)
- Ceiling Vent Kitchen 12-volt Powered with Switch (20K & 20L)

### BEDROOM & BATHROOM

- Plastic Foot Flush Toilet (20K & 20L)
- Cassette Toilet (20A & 20J)
- Power Bath Vent with Wall Switch
- Fully Enclosed Wet Bathroom
- Pocket Doors at Bathroom Entry (20K & 20L)
- Shower with Deluxe Curtain

- Pullout Rear King Bed (20A)
- Manual Rear Sofa Bed System (20J)
- Twin Beds with Froli® Sleep System and Adjustable Head Rests (20L)
- Expanding Sleeper Sofa (20K)
- Magnetic Rear Screen Door (20A & 20J)

### ENTERTAINMENT

- 24" Smart TV in Living Area with Outdoor Viewing Capability (20A, 20L & 20K)
- 24" Smart TV in Rear Living Area (20J)
- Electronics Cabinet with HDMI Cable & USB Charging Ports Throughout
- Winegard® Connect™ 2.0 WiFi / 4G / Digital TV Antenna
- Cable TV Ready
- HS/DSS Satellite Ready


### ELECTRICAL & PLUMBING

- Onan QG 2800I Generator (N/A with Optional Re(Li)able™ Electrical Systems)
- 30-amp Shoreline Power Cord
- Automatic Shoreline Transfer Switch
- 1,000-watt Inverter (N/A with Optional Re(Li)able™ Electrical Systems)
- (2) Group 31 AES House Batteries (N/A with Optional Re(Li)able™ Electrical Systems)
- Rapid Camp+® Multiplex Control System
- 200-watt Solar Charging System with Solar Controller
- Truma Combi Eco® (LP) Furnace and Water Heating System
- Auto-Engine Start for Lithium Battery System Charging
- Battery Disconnect Switch
- Single, Low-profile Roof Air Conditioner
- Holding Tanks with Heat Pads
- 360° Siphon® RV Holding Tank Vent Cap
- Black Tank Flush System (20K & 20L)

- Outside Shower (20J, 20K & 20L)
- Sewer Hose (20A & 20J)
- Exterior LP Connection

### OPTIONAL ELECTRICAL & PLUMBING

- Re(Li)able™ Lite Power Pack 2560-watt Electrical System with Underhood Alternator & 3000-watt Inverter/Charger with Auto Engine Start Module



P.O. Box 1486, Elkhart, IN 46515  
Sales Department: 800.860.5658



Use your phone's camera to find out more information. Just scan the code!

## Specifications

|                                      | 20A                   | 20J                   | 20K                   | 20L                   |
|--------------------------------------|-----------------------|-----------------------|-----------------------|-----------------------|
| <b>Chassis</b>                       | Ram ProMaster 3500 XT | Ram ProMaster 3500 XT | Ram ProMaster 3500 XT | Ram ProMaster 3500 XT |
| <b>Gross Vehicle (GVWR)</b>          | 9,350                 | 9,350                 | 9,350                 | 9,350                 |
| <b>Gross Combined (GCWR)</b>         | 11,500                | 11,500                | 11,500                | 11,500                |
| <b>Wheel Base</b>                    | 159"                  | 159"                  | 159"                  | 159"                  |
| <b>Exterior Length (w/o ladder)</b>  | 21'-1"                | 21'-1"                | 21'-1"                | 21'-1"                |
| <b>Exterior Height (w/AC)</b>        | 9'-5"                 | 9'-5"                 | 9'-5"                 | 9'-5"                 |
| <b>Exterior Width (w/o mirrors)</b>  | 80.3"                 | 80.3"                 | 80.3"                 | 80.3"                 |
| <b>Interior Height (living area)</b> | 75"                   | 75"                   | 75"                   | 75"                   |
| <b>Awning Size</b>                   | 16'                   | 16'                   | 16'                   | 16'                   |
| <b>Fuel (gal)</b>                    | 24                    | 24                    | 24                    | 24                    |
| <b>LPG (lbs)</b>                     | 24.7                  | 24.7                  | 24.7                  | 24.7                  |
| <b>Fresh/Waste/Gray Water (gal)</b>  | 27 / 4.75 / 20        | 25 / 4.75 / 20        | 27 / 13.5 / 13.3      | 27 / 13.5 / 13.3      |
| <b>Water Heater (gal)</b>            | 2.64                  | 2.64                  | 2.64                  | 2.64                  |
| <b>Furnace (BTUs)</b>                | 14,300                | 14,300                | 14,300                | 14,300                |
| <b>Sleeping Capacity</b>             | 2 / 4 w/SkyBunk Opt.  | 2 / 4 w/SkyBunk Opt.  | 2                     | 2                     |
| <b>Hitch Rating (lbs.)</b>           | 3,500                 | 3,500                 | 3,500                 | 3,500                 |

For a complete listing of specifications and available features, visit: [thormotorcoach.com/tellaro](http://thormotorcoach.com/tellaro)

**IMPORTANT—PLEASE READ:** This brochure reflects product design, fabrication, material, components and specifications at the date of printing, which date is disclosed below. Please visit us online at [ThorMotorCoach.com](http://ThorMotorCoach.com) or consult with your selling dealership for the latest in standards, options, specification and technical information. Photographs in the brochure may depict optional equipment or may only be available in certain floor plans. Components, appliances and the chassis may have been manufactured in a calendar year before the vehicle's designated model year. All capacities are approximate. The actual length of the vehicle may differ from that indicated in the brochure due to variances in the manufacturing processes and/or installed components. All dry weights are based on standard model features and do not include optional features or equipment. Component part and appliance manufacturers issue limited warranties covering portions of the vehicle not covered under the limited warranty we issue.  
Copyright Thor Motor Coach, Inc. © MY 05/01/2023

# TELLARO®