



# Exteriors and Floor Plans



CLOUD COVER



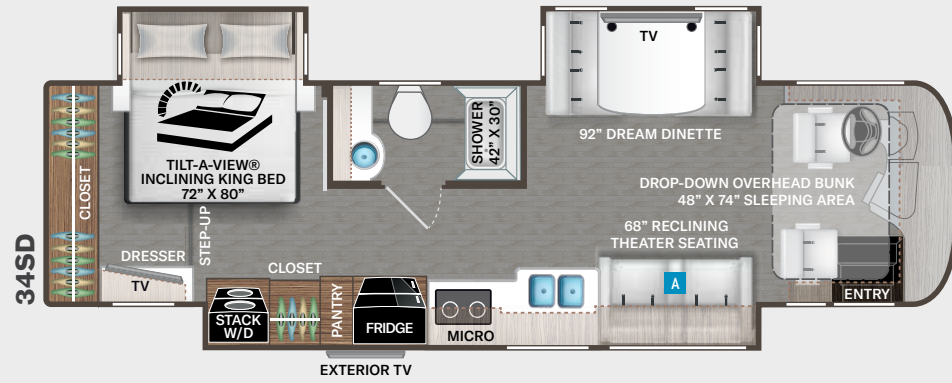
GENTLE BREEZE



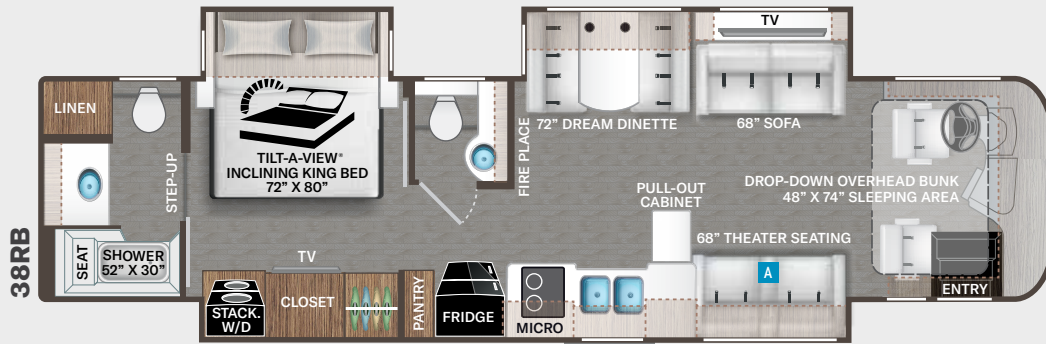
LAVA RIDGE



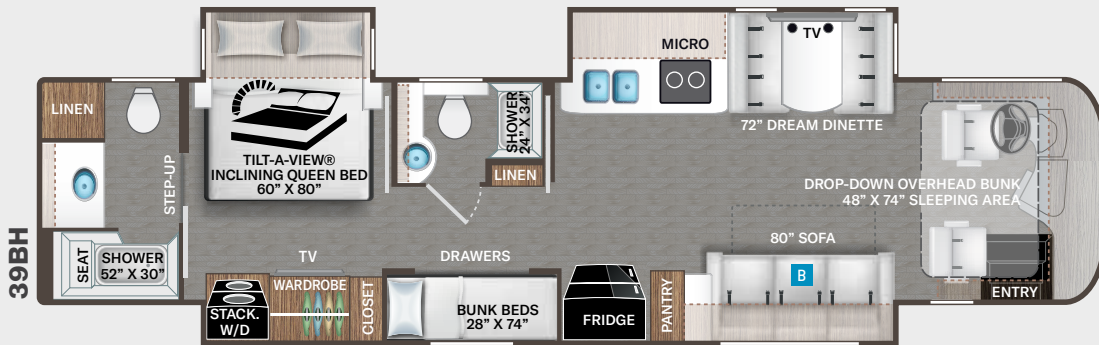
NEPTUNE



EXTERIOR TV



EXTERIOR TV



EXTERIOR TV

# Interiors

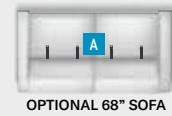
Satin Finish Cabinetry:



Optional Lifestyle Edition:



Option Available on Select Floor Plans:



OPTIONAL 68" SOFA



OPTIONAL 90" THEATER SEATING



Use your phone's camera to find out more information. Just scan the code!

# RIVIERA™

# Featured Highlights

## CONSTRUCTION & EXTERIOR

- Freightliner® XC-S Straight Rail Chassis with Atlas Foundation™
- Cummins® B6.7™ Engine with 340HP & 700 lb.-ft. Torque
- 160-amp, 12-volt Alternator
- In-Block, 750-watt Engine Heater
- 6-Speed Allison MH-2500 Automatic Transmission
- Air-Ride™ Suspension
- I-Beam Front Axle with 55° Wheel Cut
- Full Air Front & Rear Drum Anti-Lock Brakes
- Exhaust Brake
- Sachs® Shock Absorbers
- 100-gallon Fuel Tank with Dual Fills
- One-Piece Fiberglass Front & Rear Caps
- Invisible Front Paint Protection
- One-Piece Windshield
- Full-Body Paint Packages with Gel-Coat Sidewalls
- Automatic Leveling Jacks with Touchpad Controls
- Side-Hinged Locking Compartment Doors with Gas Piston Struts
- Basement Pass-Through Storage
- Lighted Storage Compartments
- Power Entry Door & Patio Lateral Arm Awnings with Integrated LED Lighting
- Thor Insignia Puddle Light at Entry Door
- Slideout Room Topper Awnings
- Patio Light (Both Sides)
- Roof Ladder
- Frameless Dual Pane Windows
- 10,000-lb. Trailer Hitch with 7-pin Round Connector

## AUTOMOTIVE & COCKPIT

- 10.1" Touchscreen Dash Radio with Bluetooth®, Apple CarPlay®/Android Auto® & Sirius/XM® Radio Prep
- Chrome Heated/Power Mirrors with Integrated Side View Cameras
- Blind Spot Detection
- Tilt/Telescoping Steering Column
- Cruise Control
- Emergency Engine Start Switch
- Map Lights
- Dash Fans
- Air Horns
- Fog Lights
- Leatherette Reclining/Swivel, Power Adjustable Captain's Chairs with Lumbar Support (Passenger Seat has Electric Footrest)
- Power Roller Shade on Windshield
- Manual Roller Shades on Side Windows
- Driver & Passenger Overhead Storage Cabinetry
- Double-Electric Entry Step
- Electric Step Cover
- 275/80R 22.5" Radial Tires with Aluminum Wheels
- Power Drop-Down Hide-Away Overhead Bunk with Cotton Cloud™ Mattress

## INTERIOR

- Luxury Vinyl Tile Flooring Throughout
- Ceiling Ducted Whisper Air™ Central Cooling System
- LED Lighting
- Living Room Pin-Up Lights
- Satin Finish Cabinetry with Rake Style Doors and Nickle Finish Hardware
- Soft Close Drawer Guides
- Window Solar & Privacy Roller Shades
- Leatherette Sofa Bed (38RB & 39BH)
- Leatherette Double Reclining Theater Seating with Footrests (34SD & 38RB)

- Leatherette Dream Dinette® Booth with Dual Child Safety Tethers & Wireless Table Top Charger
- Electric Fireplace with Remote Control (38RB)

## INTERIOR OPTIONS

- Lifestyle Edition Two-Tone Cabinetry with Bristol Style Doors and Chrome Finish Hardware
- Leatherette Sofa Bed (34SD & 38RB)
- Leatherette Theater Seating - Deletes End Table (39BH)

## KITCHEN

- Residential Refrigerator
- Electric Induction Cooktop
- Designer Tile Backsplash
- Stainless Steel Over-the-Range Convection Microwave Oven
- Solid Surface Countertops
- Large Double Bowl Stainless Steel Sink with Single Handle Faucet & Pull-Down Sprayer
- 12-volt Attic Fan with Cover

## BEDROOM & BATHROOM

- Queen Size Bed with Tilt-A-View® Inclining Bed Mechanism (39BH)
- King Size Bed with Tilt-A-View® Inclining Bed Mechanism (34SD & 38RB)
- Bedspread with Throw Pillows
- USB Charging Ports in Nightstands
- Foot Flush Porcelain Toilet
- 12-volt Attic Fan w/Cover in Bathroom
- Oversized Fiberglass Full Height Shower with Glass Door
- Second Fiberglass Full Height Shower and Tub with Glass Door (39BH)
- Showermi\$er Hot Water Recycling System
- Oxygenics® Shower Head
- Skylight in Shower

## ENTERTAINMENT

- Retractable 50" LED Smart TV in Living Area (38RB)
- 50" LED Smart TV in Living Area (34SD)
- 39" LED Smart TV in Living Area (39BH)
- Sound Bar with Bluetooth®
- 32" LED TV in Bedroom
- Tablet Holder and USB Charge Ports in Bunk Beds (39BH)
- Exterior 40" LED TV on Swivel Bracket with Sound Bar with Bluetooth®
- Cable TV & CAT6 Video Ready
- Satellite Mounting Backer in Roof
- Winegard® Connect™ 2.0 WiFi / 4G / TV Antenna

## ELECTRICAL & PLUMBING

- Onan® RV QD 6000 Diesel Generator
- Automatic Generator Start
- Energy Management System
- Automatic Transfer Switch with Power Protection
- 50-amp Shoreline Power Cord with 12-volt Retractable Cord Reel

- 2,000-watt Pure Sine Inverter/100-amp Converter
- Dual Roof Air Conditioners and One (1) Heat Pump Located in the Front AC
- Rapid Camp+® Multiplex Wiring Control System with 7" Screen, WiFi-App-Enabled & SurgeGuard® Electrical Protection
- 100-watt Solar Charging System with Solar Panel and Power Controller
- Four (4) Auxiliary House Batteries
- Battery Disconnect Switch
- Exterior GFCI Recept
- Tankless Water Heater
- Stackable Washer & Dryer
- Enclosed & Heated Holding Tanks
- E-Z Flow Water Panel with Whole-House Water Filtration
- Black Tank Flush System
- 360° Siphon® RV Holding Tank Vent Cap
- Outside Shower
- Exterior LP Connection



P.O. Box 1486, Elkhart, IN 46515  
Sales Department: 800.860.5658



Use your phone's camera to find out more information. Just scan the code!

# Specifications

	34SD	38RB	39BH
Chassis	Freightliner XC-S	Freightliner XC-S	Freightliner XC-S
Gross Vehicle (GVWR)	29,500	32,000	32,000
Gross Combined (GCWR)	30,500	33,000	33,000
Wheel Base	208"	256"	266"
Exterior Length (w/o ladder)	34'-11"	38'-11"	39'-9"
Exterior Height (w/AC)	12'-6"	12'-6"	12'-6"
Exterior Width (w/o mirrors)	101"	101"	101"
Interior Height (living area)	84"	84"	84"
Awning Size	20'	20'	20'
Fuel (gal)	90	90	90
LPG (lbs)	105	105	105
Fresh/Waste/Gray Water (gal)	95 / 35 / 40	95 / 20F-35R / 40	95 / 20F-35R / 40F-40R
Water Heater (gal)	Tankless	Tankless	Tankless
Furnace (BTUs)	35,000	35,000	35,000
Exterior Storage Capacity (cu. ft.)	96	119	130
Hitch Rating (lbs.)	10,000	10,000	10,000

For a complete listing of specifications and available features, visit: [thormotorcoach.com/riviera](http://thormotorcoach.com/riviera)

**IMPORTANT—PLEASE READ:** This brochure reflects product design, fabrication, material, components and specifications at the date of printing, which date is disclosed below. Please visit us online at [ThorMotorCoach.com](http://ThorMotorCoach.com) or consult with your selling dealership for the latest in standards, options, specification and technical information. Photographs in the brochure may depict optional equipment or may only be available in certain floor plans. Components, appliances and the chassis may have been manufactured in a calendar year before the vehicle's designated model year. All capacities are approximate. The actual length of the vehicle may differ from that indicated in the brochure due to variances in the manufacturing processes and/or installed components. All dry weights are based on standard model features and do not include optional features or equipment. Component part and appliance manufacturers issue limited warranties covering portions of the vehicle not covered under the limited warranty we issue.  
Copyright Thor Motor Coach, Inc. © MY 04/01/2023

# RIVIERA™