

CLIPPER



“They say we won’t regret the things we don’t buy. But we will regret the places we don’t go and the memories we don’t make!”



CLIPPER TRAVEL TRAILERS

AFFORDABLE | LIGHTWEIGHT | QUALITY

3K

4K

5K

6K

2023 MODEL YEAR





CAN YOU SMELL THE SMOKE FROM THE CAMP FIRE AND TASTE THE S'MORES YET?

WEIGHT MATTERS

A floorplan layout option you want in a size and weight you need – Lightweight towable options in each weight-class series.



3K SERIES:
5 single axle floorplans all under 3000 lbs. UVW and 7' wide.



4K SERIES:
6 single axle floorplans all under 4000 lbs. UVW and 8' wide.



5K SERIES:
2 tandem axle floorplans all approx. 5000 lbs. UVW and 8' wide.



6K SERIES:
2 tandem axle floorplans all approx. 6000 lbs. UVW and 8' wide.

SPECIFICATIONS

May include estimated values

SPECIFICATIONS <small>May include estimated values</small>	3K SERIES					4K SERIES						5K SERIES		6K SERIES		
	15CBH	17CBH	14CR	16CFB	17CFQ	18BH	18BHS	182DBU	18FQ	17MBS	162RBU	252DBUS	251RBS	262BHS	272RLS	
	Unloaded Vehicle Weight (UVW)	2540	2896	2450	2710	2910	3420	3790	3840	3390	3550	3250	TBD	TBD	6226	5928
	Dry Hitch Weight	330	300	250	350	330	400	425	425	400	400	360	TBD	TBD	720	946
	Gross Vehicle Weight Rating (GVWR)	3830	3943	3750	3850	3850	4125	4525	4433	4090	4043	3880	TBD	TBD	7720	7946
	Cargo Carry Capacity (Gross)	1290	1047	1300	1140	940	705	735	593	700	493	630	TBD	TBD	1495	2018
	Exterior Length (Total Overall)	17'-10"	20'-5"	16'-6"	18'-6"	20'-5"	20'-5"	21'-6"	22'-3"	20'-5"	20'-5"	19'-9"	25'-6"	27'-1"	32'	31'-10"
	Exterior Height	10'	10'	10'	10'	10'	10'	10'	10'	10'	10'	10'	10'	10'	11'	11'
	Exterior Width	7'	7'	7'	7'	7'	8'	8'	8'	8'	8'	8'	8'	8'	8'	8'
	Interior Height	6'-6"	6'-6"	6'-6"	6'-6"	6'-6"	6'-6"	6'-6"	6'-6"	6'-6"	6'-6"	6'-6"	6'-6"	6'-6"	6'-6"	6'-6"
Fresh Water Capacity (Gal.)	27	27	27	27	27	40	40	40	40	40	40	40	40	40	40	
Grey Waste Water Capacity (Gal.)	27	27	27	27	27	32	32	32	32	32	32	32	32	32	32	
Black Waste Water Capacity (Gal.)	27	27	27	27	27	32	32	32	32	32	32	32	32	32	32	
LP Capacity	4.5	4.5	4.5	4.5	4.5	4.5	4.5	4.5	4.5	4.5	4.5	9	9	9	9	
Awning Size	9'	12'	8'	10'	12'	12'	12'	12'	12'	12'	10'	14'	14'	16'	16'	

CADET TOWABLE ESSENTIALS STANDARD PACKAGE



STANDARD FEATURES

- Electric 3.0 Cu. Ft. Refer
- 20K BTU Furnace
- 13.5K BTU A/C (Roof Mounted)
- 6 gallon Gas/Electric DSI Water Heater
- 2 Rear Stabilizing Jacks
- Full Length Power Awning w/LED Strip and Adjustable Legs
- Foot Flush Toilet
- Electric Brakes
- Dexter Easy Lube Axles
- BAL NXG Frame
- HUCK Bolt Assembly
- Front Diamond Plate
- Back-up Camera Prep
- Solar Prep
- USB Charging Ports
- Seamless One Piece TPO Roof Membrane
- Jumbo Pass-Through Storage
- Cable TV Hook-Up
- Pivoting Waste Valve
- Friction-Hinge Doors
- Sink Covers

OPTIONS

- Spare Tire and Carrier
- 3.3 Cu. Ft. 2-Way Refer (Gas/Electric)
- 4.3 Cu. Ft. 2-Door Refer (12V)
- Microwave
- All-Terrain Package (Off-Road Tires + Flipped Axle)

CAMPING MADE EASY STANDARD PACKAGE



STANDARD FEATURES

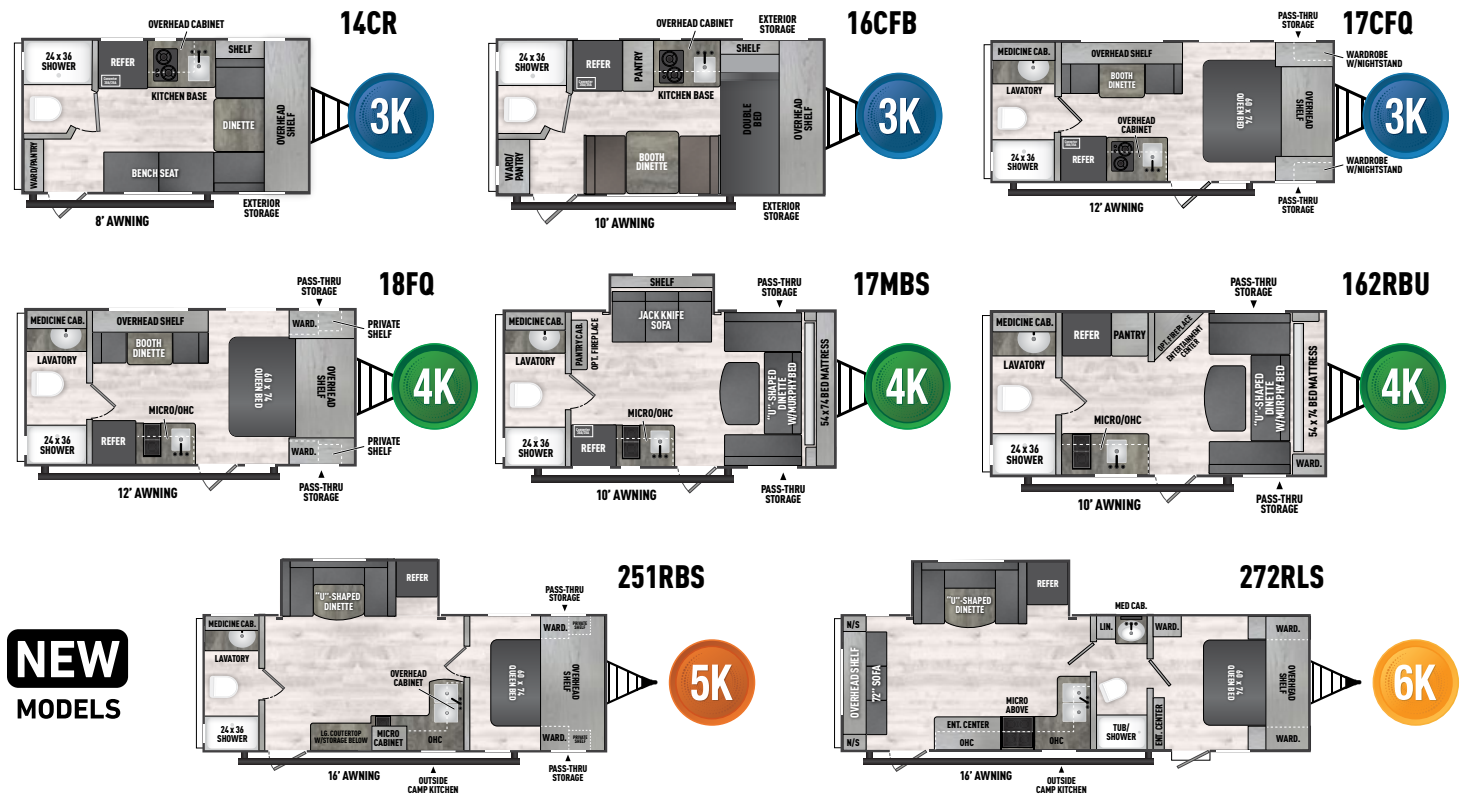
- 7.0 Cu. Ft. Gas/Electric Refer
- 2-Burner Cooktops (3-Burner on 6K)
- Microwave
- 13.5 BTU A/C Roof Mounted
- 20K BTU Furnace
- 6 Gallon Gas/Electric DSI Water Heater
- Spare Tire/Carrier
- 4 Stabilizing Jacks
- Power Awning w/LED Light Strip and Adjustable Legs
- Foot Flush Toilet
- Electric Brakes
- Dexter Easy Lube Axles
- BAL NXG Frame
- HUCK Bolt Assembly
- Smooth Metal Front
- Diamond Plate Rock Guard
- Back-up Camera Prep
- Solar Prep
- USB Charging Ports
- Large Entrance Grab Handle
- Backsplash
- Sink Covers
- Tub/Shower Surround
- Outside Hot/Cold Shower
- Seamless One Piece TPO Roof Membrane
- Friction Hinge Entrance Doors
- Jumbo Pass-Through Storage
- Cable TV Hook-Up
- Pivoting Waste Valve
- Omni-Directional TV Antenna
- 30K BTU Ducted Furnace (5K and 6K)

OPTIONS

- Solid Steps
- Smart Jack
- 10.7 Cu. Ft. Refer (12V)
- Fireplace w/Remote (17MBS, 162RBU)
- A/C 15K BTU (6K Only)
- 17" Oven (6K Only)
- All-Terrain Package (Off-Road Tires + Flipped Axle) 4K only

NON-BUNK MODELS

BUILT FOR 2-3 PEOPLE. FUNCTIONALLY DESIGNED TO GET OUT OF THE TENT AND INTO A TRAILER.



**NEW
MODELS**

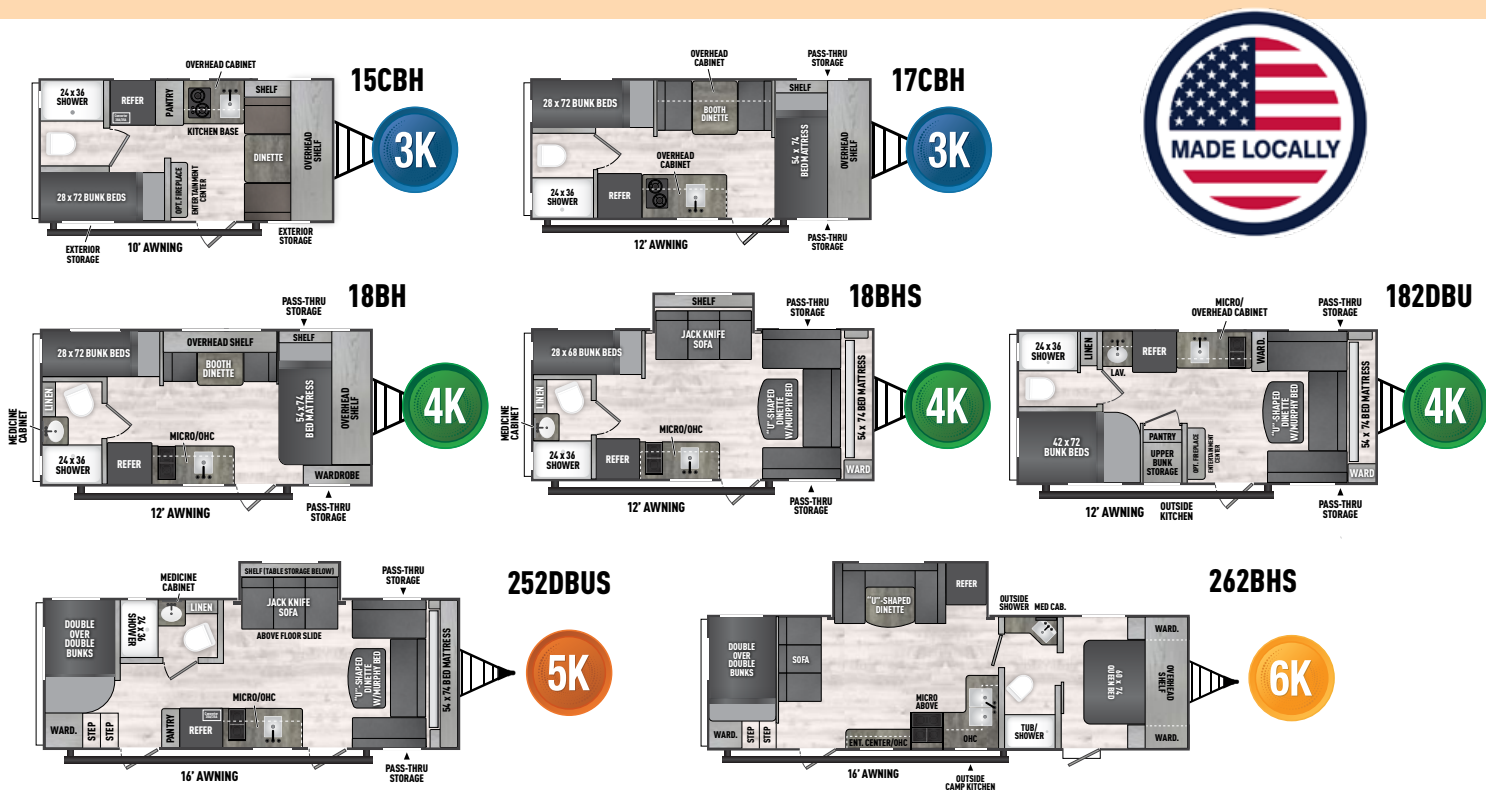
KEY FEATURES

"I WANTED A CAMPER THAT IS SIMPLE AND FUNCTIONAL. THAT'S EXACTLY WHAT I GOT IN MY CLIPPER." - MARC AND LINDA BRAMMER

- #1 BUILD QUALITY OF ANY SINGLE AXLE IN INDUSTRY
- EASY TO TOW, LOWER GAS PRICES
- TOWABLE BY MINI-VAN, SUV, SMALL TRUCK
- U-DINETTE / WALL BED CONF. SPACE SAVER (3-IN-1)
 1. FAMILY ROOM
 2. DINING ROOM
 3. BEDROOM
- EXTRA LARGE AWNING, THICKEST ROOF MATERIAL
- STRESS FREE LOW MONTHLY PAYMENT
- PIVOTING SEWER / WASTE VALVE

BUNK MODELS

DESIGNED AND BUILT FOR FAMILIES OF ALL SIZES - FOCUSING ON THE FIRST-TIME RV BUYER.



NEW INTERIOR DECOR

DECOR: Soft Graphite, COUNTERTOPS: Iron Mountain
VALANCES: Platinum, CUSHIONS: Erskine Walnut
HARDWARE: Dark Charcoal

"FRESH" Modern Farmhouse



4K SERIES
Kitchen Setup



INDUSTRY ONLY
U-Dinette/ Wall Bed
Front of Trailer Configuration



INDUSTRY ONLY
U-Dinette/ Wall Bed
Front of Trailer Configuration



3K SERIES: 15CBH
Kitchen Setup #3/Front Dinette



18FQ
Walk Around Queen



18BHS

QUALITY PACKAGE

#1 BUILT STICK N' TIN SINGLE AXLE TRAVEL TRAILER

NO OTHER single axle travel trailer is built with the #1 roof material (lifetime warranty), NXG Frame, Dexter Axles, and individually assembled using HUCK Bolt technology.



GVWR (Gross Vehicle Weight Rating): the maximum permissible weight of the unit when fully loaded. It includes all weights, inclusive of all fluids, cargo, optional equipment and accessories. For safety and product performance do NOT exceed GVWR.


GAWR (Gross Axle Weight Rating): the maximum permissible weight, including cargo, fluids, optional equipment, and accessories that can be safely supported by a combination of all axles.

UVW (Unloaded Vehicle Weight): is the typical weight of the unit as manufactured at the factory. It includes all weight at the units axle(s) and tongue or pin and LP gas. The UVW does not include cargo, fresh potable water, additional optional equipment or dealer installed accessories.

CCC (Cargo Carrying Capacity): is the amount of weight available for fresh potable water, cargo, additional optional equipment and accessories. CCC is equal to GVWR minus UVW. Each Forest River RV is weighed at the manufacturing facility prior to shipping a label identifying the unloaded vehicle weight of the actual unit and the cargo carrying capacity is applied to every Forest River RV prior to leaving our facilities. The load capacity of your unit designated by weight, not volume, so you cannot necessarily use all available space when loading your unit.

All information contained in this brochure is believed to be accurate at the time of the publication. However, due to the model year and potential supplier shortages, Forest River Inc., reserves the right to make all such changes without notice, including price, colors, materials, and specifications. As well as any new model product launches or discontinuing of models shown in this brochure. Therefore, please consult with your Coachmen RV and Forest River dealer and confirm the existence of any materials, design, or specifications that are critical to your purchase decision. © 2022 Coachmen Clipper, a Division of Forest River Inc., All Rights Reserved. Printed 1/23.

YOUR CLIPPER DEALER



PRE-INSPECTION FACILITY

20,000 sq. ft. of quality assurance. The bare essentials for a premium product. This state-of-the-art facility gives immediate daily feedback to production for quality assurance in every unit built.



Learn More
Scan this barcode using a QR Reader on your smart phone to learn more about Forest River.



24/7 EMERGENCY ROADSIDE ASSISTANCE WITH VEHICLE PURCHASE*

TOWING
JUMP-STARTS
TIRE CHANGES
FLUID DELIVERY
LOCKOUT
SERVICE

WINCH-OUT
MOBILE MECHANIC
TECHNICAL
SUPPORT
DEALER LOCATOR
SERVICES



*VALID FOR 1 YEAR FROM DATE OF PURCHASE



500 W. Chicago Rd.
White Pigeon, MI 49099
269-467-6321
forestriverinc.com



A Berkshire Hathaway company.

