

**WE ARE
PRO CLASS**

FOX MOUNTAIN



NORTHWOOD

WWW.NORTHWOODMFG.COM





*START LIVING ON
MOUNTAIN TIME*

**FOX
MOUNTAIN**



FOX MOUNTAIN

FOX MOUNTAIN STANDARD FEATURES

NORTHWOOD BUILT, INDEPENDENTLY CERTIFIED, OFF-ROAD CHASSIS
GENERATOR READY * CATHEDRAL ARCHED CEILING CONSTRUCTION
LED EXTERIOR & INTERIOR LIGHTING * STAINLESS STEEL APPLIANCES
FULLY WELDED, THICK-WALL ALUMINUM FRAME CONSTRUCTION
SOLID SURFACE COUNTERTOPS * INTERIOR COMMAND CENTER
ADJUSTABLE PITCH CAREFREE TRAVEL'R 12V LED AWNING
FRAMELESS WINDOWS * 10 CU FT FRIDGE W/ COLD WEATHER KIT
MORryde STEP ABOVE ENTRY STEP WITH STRUT ASSIST
POWERED DUAL-MOTOR SLIDING STAB JACKS, REAR
HIGH DENSITY BLOCK FOAM INSULATION
EXTERIOR CONVENIENCE CENTER
12-VOLT POWER LANDING GEAR



265RDS MIRAGE INTERIOR



235RLS HARMONY INTERIOR

NW
PRO CLASS



FOX MO
ALUMINUM SUPERSTRUCTURE



LIFE ON MO



A LEGACY OF QUALITY



235RLS HARMONY INTERIOR

MOUNTAIN



MOUNTAIN TIME



A LEGACY OF QUALITY



265RDS HARMONY INTERIOR

WHAT IS ABSOLUTE NORTHWOOD?

1 CHASSIS

✓ Custom Built, Independently Tested & Certified

1 FRAME

✓ Fully Welded Aluminum Superstructure

1 ROOF

✓ Full Walk On, Bonded Roof Truss System

1 CABINETS

✓ Wall & Ceiling Mounted, Face Frame Construction

1 INSULATION

✓ A True 4 Season Coach



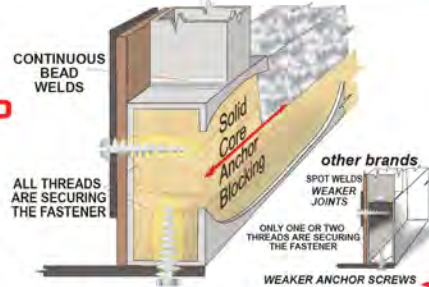
Our Commitment to
QUALITY
STRENGTH
DURABILITY

When you purchase a Fox Mountain, you are investing in the best quality materials, construction and craftsmanship. That is why the resale value in a Fox Mountain remains higher, and your investment retains its value longer. If you ever decide to trade in your Fox Mountain you will get top dollar. That is why you don't see many used Fox Mountain Fifth Wheels on the market, folks buy them up as quickly as they become available because Fox Mountain Fifth Wheels have a reputation for durability and longevity.

SOLID CORE ANCHOR BLOCKING

UTILIZING EVERY THREAD

At all critical anchor points, we include solid fill anchor blocking so all the threads of the fasteners anchor securely and completely.



RESIDENTIAL QUALITY CUSTOM BUILT CABINERY

Our cabinetry is built w/ solid wood doors, built with residential face frame construction methods. Drawers slide effortlessly on heavy gauge roller bearing drawer glides.



ELECTRICAL FEATURES LED LIGHTS & SURGE TESTS

You will find energy efficient LED lighting both inside and out. Additionally, our 110V systems are surge tested multiple times with 1080 volts and the 12V systems are surge tested with 600 volts.



THICK WALL ALUMINUM FRAME

ALUMINUM SUPERSTRUCTURE

Aircraft Grade Tubing Up to 1/8" Thick .125"-.060" Thick frame with fully welded heavy gauge, thick wall aluminum tubing.



ALL CONDITIONS 4 SEASON COACH



WARM AIR AROUND TANKS
Heated enclosed holding tanks & dump valves. Designed for cold northern climates.

HEATED HOLDING TANK AREA



NORTHWOOD ROOF TRUSS SYSTEM

FULL WALK-ON ROOF GLUE BONDED STRUCTURE

- * Exterior marine grade decking
- * One piece heavy gauge membrane.
- * Fully bonded ceiling, trusses and roof sheathing.
- * Trusses w/ 5-1/2 inch height for plenty of runoff slope.



UP TO 4" OF EXTRA HEADROOM

CERTIFIED OFF-ROAD CHASSIS

WE BUILD OUR OWN!

We are one of the few manufacturers who build their own chassis. The name NORTHWOOD is known throughout the industry for quality chassis and we certify ours through an independent testing lab.





EXPLORE NORTHWOOD QUALITY



ROOF

Full Walk On Roof with Bonded Roof Truss System

FRAME

Thick Wall Aluminum w/Solid Anchor Blocking

SLIDE OUTS

4 Seals, Dual Rack & Pinion Rams (main slides) Insulated, Cross Ventilating Windows

FLOORS

Commercial Grade Linoleum, Fully Insulated Tongue and Groove Plywood (not chipboard)

CHASSIS

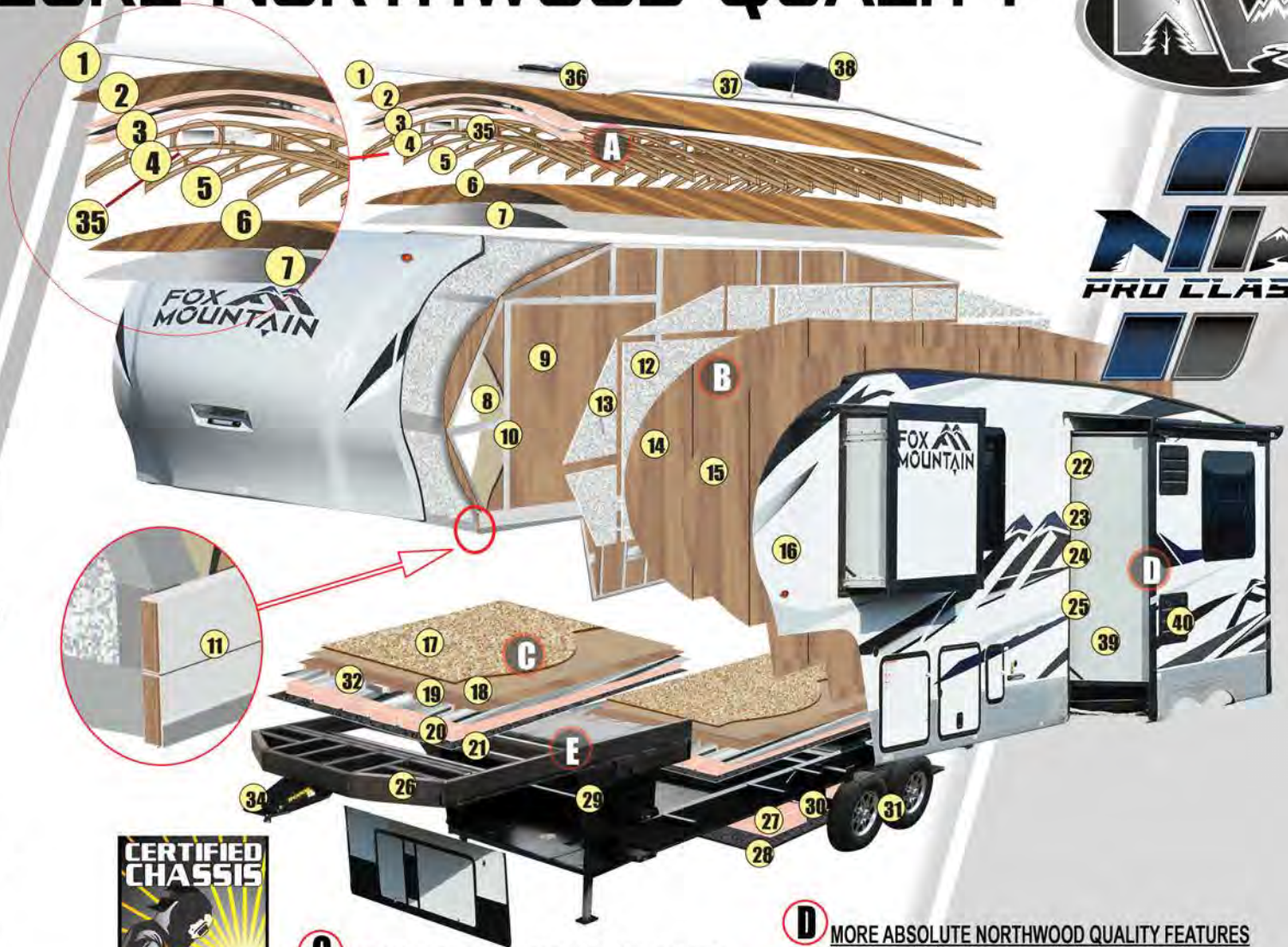
Custom Built, Independently Tested & Certified

CABINETS

Wall & Ceiling Mounted, Face Frame Construction

INSULATION

A True 4 Season Coach




A NORTHWOOD ROOF TRUSS SYSTEM

- 1 Heavy Gauge One Piece Roof Membrane
- 2 3/8" Plywood Sheathing (Bonded to Trusses)
- 3 R-15 Reflective 'Arctic' Foil Insulation
- 4 R-18 Dual Layer Fiberglass Insulation
- 5 Bow Style Roof Trusses (Bonded to Ceiling)
- 6 Interior Lamination Grade Luan Plywood
- 7 Ozite Ceiling Carpet Finish (Silver Fox only)

B HIGH DENSITY ONE PIECE LAMINATED WALLS

- 9 Designer Interior Decor Finish Paneling
- 10 Heavy Gauge Fully Welded Aluminum Superstructure
- 11 Solid Wood Fill - Full Thread Depth Anchor Blocking
- 12 Virgin 2 lb Rigid Dense Block Foam Insulation
- 13 Steel Inlaid Bonderizer Anchor Strips
- 14 Lamination Grade Luan Plywood Exterior Wall Layer
- 15 Second Luan Layer
- 16 Corona Treated High Durability Fiberglass Outer Layer



Our Northwood Built Chassis are Independently Tested & Certified by Pacific West Associates, Inc.

C ULTIMATE DURABILITY FLOOR STRUCTURE

- 17 Residential Quality Plush Commercial Carpeting
- 18 Commercial Grade Linoleum with 20 mil Surface
- 19 5/8" T&G Plywood Decking (not chipboard)
- 20 R-7 Residential Grade Fiberglass Insulation
- 21 Reinforced Woven Highway Moisture Barrier

D DUAL RACK & PINION RAM MAIN SLIDE ROOM

- 22 Gray Accent Fiberglass Finish on Slide Out Side Wall
- 23 4 Seal System w/Inner & Outer Bulb Seal
- 24 ...including Wiper Seal for Continual Seal (Any Position)
- 25 ...and Outer Bulb Seals

D MORE ABSOLUTE NORTHWOOD QUALITY FEATURES

- 26 Independently Certified Custom Built Northwood Chassis
- 27 R-7 Residential Quality Formaldehyde Free Fiberglass Insulation
- 28 Corrugated Underbelly Panels
- 29 Heated and Insulated Large Capacity Holding Tanks
- 30 Easy Lube Axles and Shocks
- 31 Heavy Duty Radial Tires
- 32 Sealed All Metal Heat Ducts
- 33 Aerodynamic Fiberglass Front Cap
- 34 Rota-Flex Suspension Pin Box
- 35 All Foam Condensation Resistant A/C Ducts
- 36 Extra Large 'Starlite' Bedroom Skylight
- 37 Large Skylight
- 38 Hi Output Roof Mount A/C
- 39 Roto Molded High Durability Wheel Skirts
- 40 Diamond Scored Sidewall Skirts

FOX MOUNTAIN FIFTH WHEELS

FEATURES AND OPTIONS



Standard Construction Features

Northwood Built, Independently Certified, Off-Road Chassis
Fully Welded, Thick-Wall Aluminum Frame Construction
One-Piece, Corona Treated, Continuous Fiberglass
Hot, Polyurethane Laminated, Multi-Layered Substrate Walls
High Density Block Foam Insulation
Cathedral Arched Ceiling

Standard Exterior Features

EZ Lube Axles w/Nev-R Adjust Forward, Self Adjusting Brakes
Equaflex Axle Suspension System
Aluminum Wheels / Tires & White Mod Spare
Powered Dual-Motor Sliding Stab Jacks, Rear
MORryde Step Above w/Strut Assist
All-Conditions / Four Seasons Insulation w/ R-18 Ceiling
R-15 Reflective Foil Insulation in Slide / Roof
Heated Holding Tanks and Dump Valves
Fiberglass High Gloss Gel Coat Front Cap
Roto-Flex Suspension Pin Box
Color-Keyed Sidewalls and Skirts
Diamond Plate Bumper Wrap
LED Exterior Lighting
Roof Rack & Phatt Ladder / Magnetic Lugg Door Catches
Exterior Convenience Center
Exterior Shower / Black Water Flush System
Large Exterior Entry Grab Handle
Entry Door Friction Hinge
Carefree Travel'R 12V LED Awning w/Adjustable Pitch Hardware
Omni-Directional TV Antenna
45 Watt Solar Panel
12-Volt Power Landing Gear / Battery Disconnect
Frameless Windows
Generator Ready / Satellite Ready / Solar Ready
Exterior Security Light

Standard Heat Power & Water Equipment

Semi-Automatic Winterization / By-Pass System
6 Gal DSI Gas / Electric Quick Recovery Water Heater
13.5m BTU A/C w/ Condensation-Resistant Ducting

Standard Interior Features

LED Utility Lighting & Decorative Lighting
Interior Command Center / Digital Thermostat
Bedroom Carpet w/ Pad / Charge Wizard
Contemporary Interior Styling
Roller Bearing Drawer Glides
Hidden Hinges on Cabinet Doors
Fabric Day/Night Shade Window Treatments
LED TV & AM/FM Stereo w/Bluetooth
FanTastic Vent w/ Remote/Tstat/Rain Sensor in Bedroom

Kitchen/Bathroom/Bedroom Features

Solid Surface Kitchen Countertops
Custom One Piece Formed Countertops & Dinette Table
Stainless Steel Appliances
Residential, Built-In Microwave
High Output 3-Burner Range with Range Cover
Designer Fox Mountain Backsplash / Ceiling Fan
Extra Large Fridge (10 Cu Ft) w/ Cold Weather Kit
Porcelain, Foot-Pedal Toilet / Bath Skylight
FanTastic Exhaust Vent in Bathroom
Glass Shower Enclosure
Northwood TruRest Queen Mattress & Bedspread
Below Bed Storage
Bedroom Pre-Wired & Blocked for Flat Screen
Bedroom Roof Vent
Pillow Shams
Designer Headboard
Shirt Wardrobe Cabinets
Night Stand Top and Drawer
Reading Lights / Electrical Outlets
USB Charging Center at Dinette and on Both Sides of Bed

Standard Safety Features

Break-Away Switch
GFI Circuit Protection
Smoke, LPG, & CO Leak Detector
Fire Extinguisher
Dead Bolt Lock on Entry Door
Egress Windows (emergency escape)

Options

Surround-Soundbar
Slide Awning Topper
FLXguard Main Awning
19" 12v LED TV Bedroom
15K A/C w/ Ducting / 15K Low Pro A/C w/ Ducting
2" Receiver Hitch
3.6 Onan Generator / Holding Tank Heat Pads
100w or 170w Solar Panel / Thermal Pane Windows
Lounge Recliners / LED TV Bedroom
Free-Standing Table w/ 4 Chairs
RV BBQ
Rear View Camera
Gateway Router

Model Number	235RLS	265RDS
Dry Axle Weight (approx. Lbs.)	6831	6885
Dry Hitch Weight (approx. Lbs.)	1930	2330
Net Carrying Capacity	3239	2785
Gross Dry Weight-lbs (approx. Lbs.)	8761	9215
Gross Vehicle Weight Rating (GVWR)-Lbs.	12000	12000
Exterior Length (approx. w/ hitch)	27'10"	29'10"
Exterior Height (approx. incl. AC unit)	12'9"	12'10"
Exterior Width (approx. w/o awning)	8'0"	8'0"
Tire Size	ST235	ST235
	80R16	80R16
Load Range	E	E
Fresh Water w/water heater (approx gal)	59	54
Gray Water Tank (approx. gallons)	42	40
Black Water Tank (approx. gallons)	36	35
LPG Capacity (approx. gallons)	14	14
CSA - Canadian Dealers Only	YES	YES
Auto Ignition Furnace (1,000 BTU's)	30	30

*All dry weights are calculated on full featured production units. Verify the towing capacity of your tow vehicle. If you don't know or aren't sure, you can ask your automotive dealership or contact your tow vehicle manufacturer. All weights above are average approximations and may vary. Weights are calculated before adding options.

Your Northwood Dealer

Updated December 2022