

**2023**  
MODEL YEAR

CLASS A DIESEL  
**ARMADA**

**HR** HOLIDAY RAMBLER  
holidayrambler.com

40M | 40P | 44B | 44LE



**TOP FEATURES**

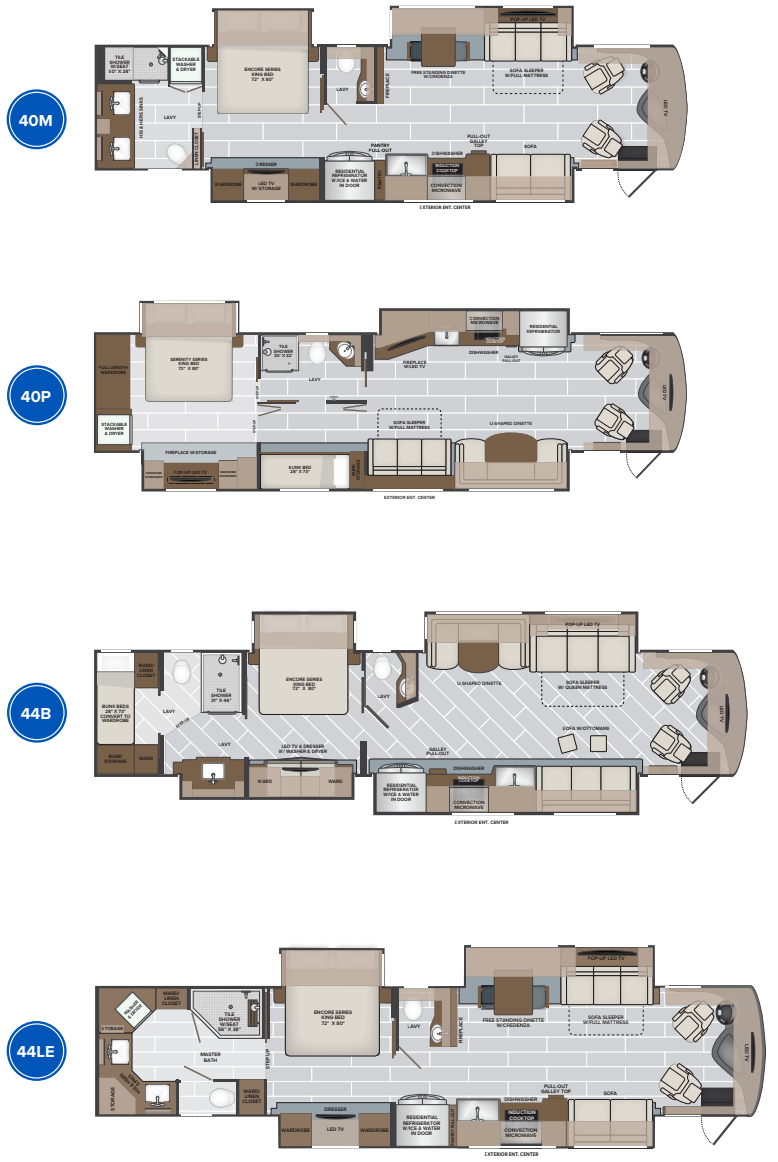
- Freightliner® Custom Chassis XCM
- Freightliner® BrakeSync standard
- Freightliner® Tire Pressure Monitoring standard
- Cummins L9 diesel  
40M & 40P - 380HP / 44B, 44LE - 450HP
- Independent front suspension & ultra steer tag axle (44B, 44LE)
- Titan Bridge® foundation for added strength and durability while providing cavernous pass through storage
- V-Ride (enhanced stability) Allows you to take the turns the road gives you with confidence
- Dual monitors in cockpit for easy viewing of cameras and navigation
- Up to 60° wheelcut (44B & 44LE)
- Heated tile flooring (standard up front, optional in rear area)
- AquaHot® 400D eliminating the need for any propane on board
- Stackable washer & dryer standard on 40M and 44LE, Side-by-side standard on 44B
- Residential refrigerator, induction cook top, and convection microwave come as standard equipment.
- Wifi Ranger Sky Pro 4 w/ LTE, 300W Solar Panel, and Cellular booster available with Tech Package
- A/C's with condensation pumps optional

**AVAILABLE OPTIONS**

- Winegard In-Motion Satellite Dish
- Exterior Freezer
- Dual Recliners (44B)
- Second Roof Mounted Awning (2nd Set Doorside Rear)
- Window Awning Package
- 2nd Full Bay, 90° Slide Out Tray
- Motion Power Lounge
- Hide-A-Loft™ Electric Drop Down Bed
- Mid-Ship LED TV (40M, 44LE)
- Dream Dinette (40M, 44LE, 44B)
- Free Standing Dinette w/Credenza (44B)
- Heated Tile Floor - Rear
- Technology Package:  
(Wi-Fi Extender Pro Pack w/LTE, Cell Booster, 300W Solar Panel, Collision Mitigation by Mobileye®, Firefly Eclipse Module - Enabling Remote Access Via App Control)
- A/C Condensation Pumps
- Extended Stay Bureau (40P)

**ARMADA**

Shown in Niagara Graphics



TO LOCATE A DEALER NEAR YOU VISIT OUR WEBSITE AT HOLIDAYRAMBLER.COM


**BAYTOWN** NEW MY2023



SOFA



LIVING ACCENT



BEDDING



VALANCE



BACKSPLASH




COUNTERTOP




FLOORING


**RIVIERA** NEW MY2023




SOFA




SOFA




LIVING ACCENT




BEDDING




VALANCE



BACKSPLASH




COUNTERTOP




FLOORING


**WATERFORD**




SOFA




LIVING ACCENT




BEDDING




VALANCE



BACKSPLASH



COUNTERTOP



FLOORING



BOURBAN



WHISPERING WIND



FOSSIL  
(PAINTED CABINETRY)



HARBOR  
(PAINTED CABINETRY)

**CHASSIS**

MODEL	40M	40P	44B	44LE
Wheelbase	263"	276"	309"	309"
Front GAWR (lbs)	12,400	12,400	13,600	13,600
Rear GAWR (lbs)	24,000	24,000	20,000	20,000
GCWR (lbs)	46,400	46,400	58,600	58,600
Hitch Rating Weight (lbs)	10,000	10,000	15,000	15,000
Tongue Weight (lbs)	1,000	1,000	1,500	1,500
Fuel Capacity (gal)	100	100	100	100

TITAN bridge® chassis  
Cummins ISL9 380HP (40M) / 1,150 lb-ft Torque • 450HP (44B, 44LE)  
Alternator: Delco Remy 160 AMP  
Transmission: Allison 3000 MH 6-Speed Automatic  
w/ Electric shift control



**DIMENSIONS AND CAPACITIES**

MODEL	40M	40P	44B	44LE
Overall Length	40' 1"	40' 1"	44' 0"	44' 0"
Overall Height	12' 10"	12' 10"	12' 10"	12' 10"
Overall Width (Maximum)	102"	102"	102"	102"
Interior Height (Maximum)	84"	84"	84"	84"
Interior Width (Maximum)	96"	96"	96"	96"
Patio Awning Width	18' 0"	18' 0"	18' 0"	18' 0"
Interior Storage (cu. ft.)	133	161	180	180
Exterior Storage (cu. ft.)	142	153	157	157
Fresh Water Capacity (gal)	105	105	105	105
Grey Water Capacity (gal)	75	75	75	75
Black Water Capacity (gal)	50	50	50	50

**EXTERIORS**

NEW EXTERIOR MY2023



CREEKSIDE

NEW EXTERIOR MY2023



NAUTILUS

NEW EXTERIOR MY2023



NIAGARA



OCRAIN FRONT



POWDERHORN