

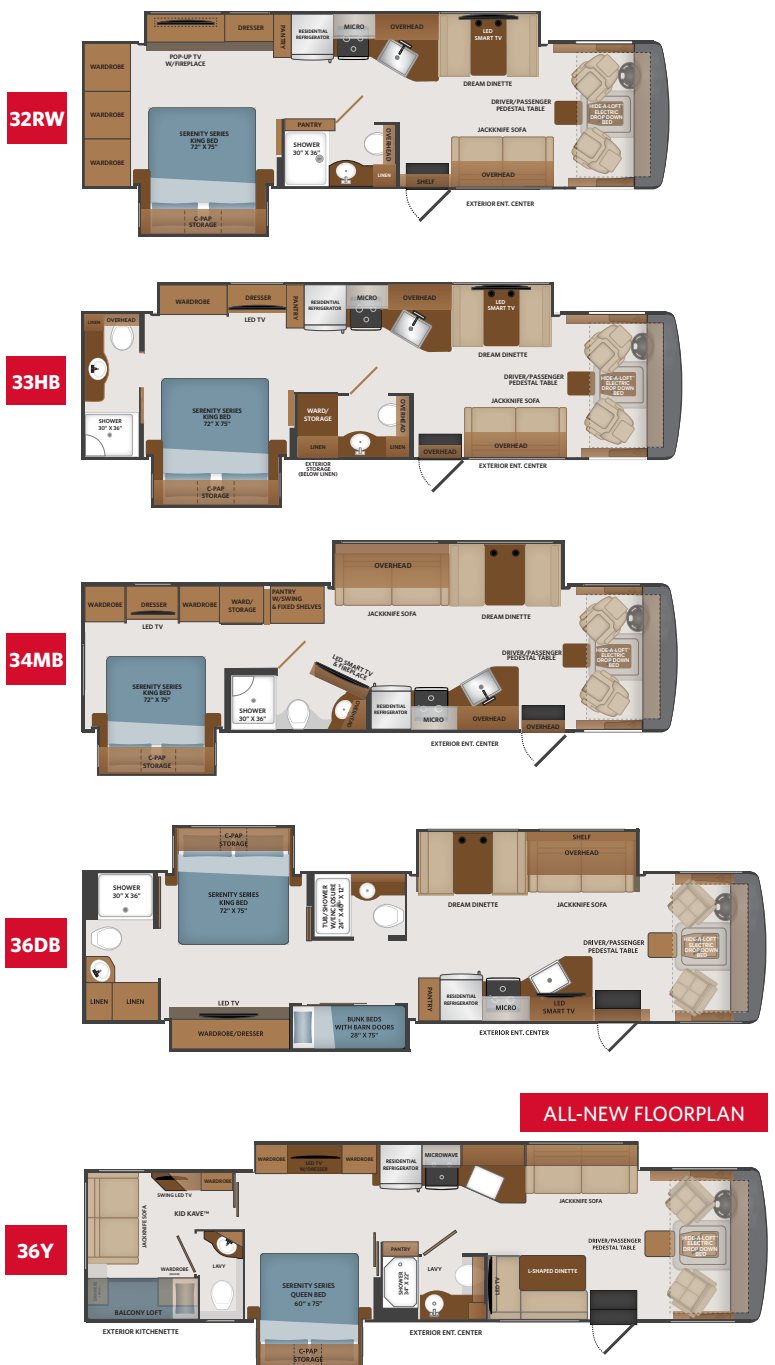


TOP FEATURES

- Ford 7.3L V8. (350HP, 468ft.lb.)
- 22K-26K Chassis on 22.5" aluminum Alcoa wheels.
- Standard Full Body Paint
- Stackable washer & dryer or w/d all in one combo, option available on all floorplans
- 100W solar panel comes as standard equipment providing a trickle charge to your (4) 6 volt house batteries.
- Extra Large 50" Exterior LED Television-Largest in Price Point
- Wifi Ranger comes standard boosting any existing Wifi signal.
- 9" Adjustable; Capacitive Touch Screen Stereo; Apple Carplay™/Android Auto™; Built-In Blue tooth; SiriusXM-Ready (Requires Subscription); "Always On" Back-Up Camera; 2 USB Inputs; Two-Zone Speaker Control; Push-To-Talk Button To Access Smart Phone Assistant
- MultiPlex house controls that can be controlled by your smart device or the digital display centrally located inside your unit.
- Hand laid Tarkett flooring full composite tile eliminating the worry of your tile cracking or swelling.
- Black MCD Blackout Shades throughout-optimal privacy
- 5.5kW Generator with auto gen start and 2000W inverter.
- Cavernous interior and exterior storage.

FORTIS

Shown in Fortress Graphics




AVAILABLE OPTIONS


- Liquid Spring® Suspension — Front/Rear
- SumoSprings® — Front/Rear
- Steering Stabilizer System
- KING® Universal Satellite System
- Roof Vent Rain Covers
- Manual Theater Seating
- LP Refrigerator 8 Ft³
- Washer/Dryer All In One Combo
- Stackable Washer/Dryer (32RW, 33HB, 34MB, 36DB)
- Dual Glazed Windows
- Ford CSA Package
- Garmin® Collision Mitigation




DOMINO



OUTER BANKS



SATELLITE



1 SOFA 2 LIVING ACCENT 3 BEDDING 4 COUNTERTOP 5 FLOORING 6 BACKSPASH 7 VALANCE

CHASSIS

MODEL	32RW	33HB	34MB	36DB	36Y
Wheelbase	228"	228"	242"	252"	252"
Front GAWR (lbs)	8,000	8,000	8,000	9,000	9,000
Rear GAWR (lbs)	15,000	15,000	15,000	17,500	17,500
GCWR (lbs)	26,000	26,000	26,000	30,000	30,000
Hitch Rating Weight (lbs)	8,000	8,000	8,000	8,000	8,000
Tongue Weight (lbs)	800	800	800	800	800
Fuel Capacity (gal)	80	80	80	80	80

DIMENSIONS & CAPACITIES

MODEL	32RW	33HB	34MB	36DB	36Y
Overall Length	34' 6"	35' 0"	35' 6"	38' 11"	38' 11"
Overall Height	12' 10"	12' 10"	12' 10"	12' 10"	12' 10"
Overall Width (Maximum)	100"	100"	100"	100"	100"
Interior Height (Maximum)	82"	82"	82"	82"	82"
Interior Width (Maximum)	96"	96"	96"	96"	96"
Patio Awning Width	14' 0"	14' 0"	20' 0"	12' 0"	12' 0"
Interior Storage (cu. ft.)	153	152	128	148	107
Exterior Storage (cu. ft.)	138	145	134	120	130
Fresh Water Capacity (gal)	100	100	100	100	100
Grey Water Capacity (gal)	50	50	50	80	50
Black Water Capacity (gal)	50	50	50	50	50

FORD® CHASSIS



Model: Ford®
 Engine: 7.3L Triton V8
 Transmission: Ford® 6-Speed, Automatic w/Overdrive
 Alternator: 210 Amp
 Torque: 468 lb.-ft. @ 3,000 RPM
 Horsepower: 350HP @ 3,900 RPM

EXTERIORS



ALL-NEW EXTERIOR GRAPHICS
 FOR MODEL YEAR 2023