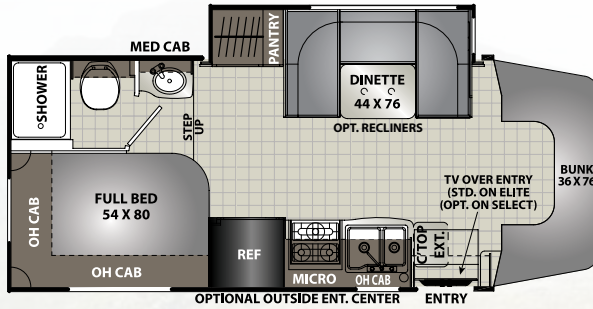




PRISM
SELECT
By Coachmen

PRISM
ELITE
By Coachmen

24CB



KEY FEATURES

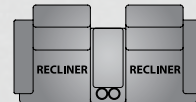
PRISM SELECT

- 85lb. LP Tank
- Molded Fiberglass Front Cap with Front Window with Built-In Power Shade
- Azdel Substrate with Aluminum Framing. The Thickest Azdel in its Class Assuring Lifetime Integrity
- Conventional Oven
- Intelligent Voice Control System with Adaptive Cruise Control and Active Lane-Keeping Assist

PRISM ELITE

- Three Full Body Paint Options
- Exterior Entertainment Center
- Solid Surface Countertops
- On-Demand Water Heater
- 15K Low Profile A/C
- Armless Awning with LED Light

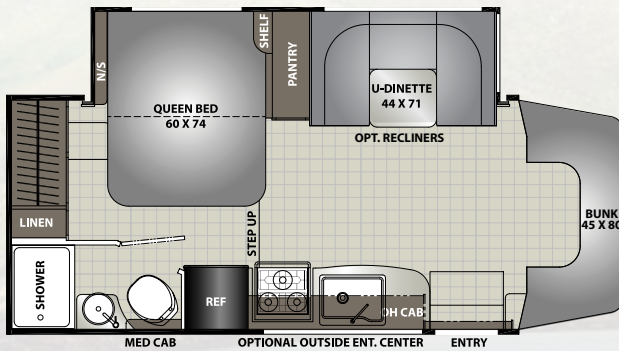
Optional Recliner



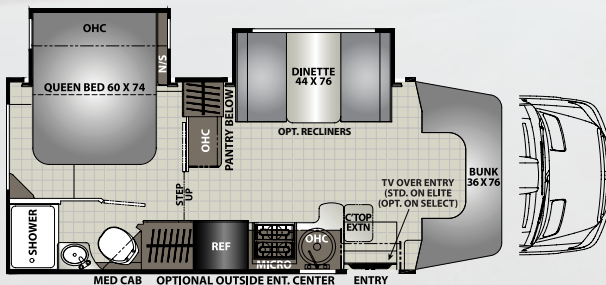
Standard Driver/ Passenger Swivel Seats



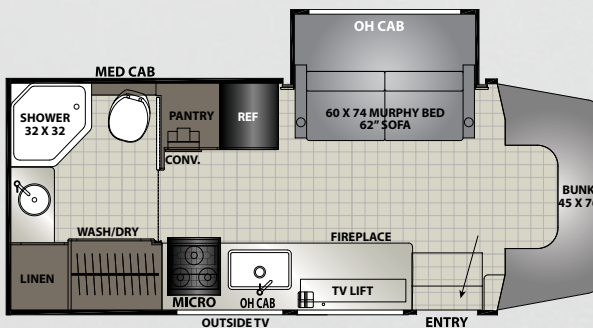
24FS



24DS



24MB



SPECS & FLOORPLANS

	24CB	24FS	24DS	24MB
CHASSIS	3500 SPRINTER	3500 SPRINTER	3500 SPRINTER	
ENGINE	V6 3.0L	V6 3.0L	V6 3.0L	
HORSE POWER	188	188	188	
TORQUE	325	325	325	
WHEEL BASE	170"	170"	170"	
GVWR (LBS.)	11,030	11,030	11,030	
GCWR (LBS.)	15,250	15,250	15,250	
UVW (APPROX. LBS.)	TBD	10,232	10,128	
CCC (APPROX. LBS.)	TBD	798	902	
GAWR FRONT (LBS.)	4,410	4,410	4,410	
GAWR REAR (LBS.)	7,720	7,720	7,720	
INTERIOR HEIGHT	6' 9"	6' 9"	6' 9"	
EXTERIOR WIDTH	7' 8"	7' 8"	7' 8"	
EXTERIOR HEIGHT (WITH A/C)	10' 9"	10' 9"	10' 9"	
EXTERIOR LENGTH (WITH HITCH)	24' 11"	24' 11"	24' 11"	
HITCH WEIGHT (LBS.)	5,000	5,000	5,000	
FUEL CAPACITY (GAL.)	24.5	24.5	24.5	
LP CAPACITY (LBS.)	85	85	85	
FRESH WATER CAPACITY (GAL.)	29	35	29	
WATER HEATER CAPACITY (GAL.)	6	6	6	
GREY TANK CAPACITY (GAL.)	32	32	32	
BLACK TANK CAPACITY (GAL.)	32	35	35	
EXTERIOR STORAGE (CU. FT.)	46	37	26	
AWNING LENGTH	14'	14'	14'	

GVWR (Gross Vehicle Weight Rating) is the maximum permissible weight of the unit when fully loaded. It includes all weights, inclusive of all fluids, occupants, cargo, optional equipment and accessories. For safety and product performance do NOT exceed the GVWR.

GCWR (Gross Combined Weight Rating) is the maximum permissible loaded weight of your motor home and any towed trailer or towed vehicle. Actual GCWR of this vehicle may be limited by the sum of the GVWR and the installed hitch receiver maximum capacity rating; see hitch rating label for detail.

GAWR (Gross Axle Weight Rating) is the maximum permissible weight, including cargo, fluids, optional equipment and accessories that can be safely supported by each axle.

UVW (Unloaded Vehicle Weight)* is the typical weight of the unit as manufactured at the factory. It includes all weight at the unit's axle(s), including full fuel, all fluids and LP Gas. The UVW does not include cargo, fresh potable water, additional optional equipment or dealer installed accessories.

*Estimated Average based on standard build optional equipment.

CCC (Cargo Carrying Capacity)** is the amount of weight available for fresh potable water, cargo, passengers, additional optional equipment and accessories. CCC is equal to GVWR minus UVW. Available CCC should accommodate fresh potable water (8.3 lbs per gallon). Before filling the fresh water tank, empty the black and gray tanks to provide for more cargo capacity.

** Estimated average based on standard build optional equipment

Each Coachmen motorhome is weighed at the manufacturing facility prior to shipping. A label identifying the unloaded vehicle weight of the actual unit and the cargo carrying capacity is applied to every Coachmen motorhome prior to leaving our facilities.

The load capacity of your unit is designated by weight, not by volume, so you cannot necessarily use all available space when loading your unit.

Actual towing capacity is dependent upon your particular loading and towing circumstances, which includes the GVWR, GAWR and GCWR as well as adequate trailer brakes. Please refer to the Operator's Manual of your vehicle for further towing information.



COACHMEN OWNERS ASSOCIATION

FREE MEMBERSHIP

www.coachmenowners.com



Download a virtual brochure at
www.coachmenrv.com

**24/7 EMERGENCY
ROADSIDE ASSISTANCE
WITH VEHICLE PURCHASE***

TOWING	WINCH-OUT
JUMP-STARTS	MOBILE MECHANIC
TIRE CHANGES	TECHNICAL
FLUID DELIVERY	SUPPORT
LOCKOUT	DEALER LOCATOR
SERVICE	SERVICES



* VALID FOR 1 YEAR FROM DATE OF PURCHASE

CUSTOMER SATISFACTION



www.ForestRiverBuyLocal.com

YOUR PRISM DEALER



Learn More
Scan this barcode using
a QR Reader on your
smart phone to learn
more about Forest River.



A Berkshire Hathaway company.



Coachmen RV, a Division of Forest River, Inc.,
A Berkshire Hathaway Company

423 N. Main St., P.O. Box 30, Middlebury, IN 46540

To learn more about Coachmen RV and our products and see how Coachmen is making the easy life easier, visit www.coachmenrv.com

All information contained in this brochure is believed to be accurate at the time of publication. However, during the model year, it may be necessary to make revisions and Coachmen reserves the right to make all such changes without notice, including prices, colors, materials, equipment and specifications as well as the addition of new models and the discontinuance of models shown in this brochure. Therefore, please consult with your Coachmen dealer and confirm the existence of any materials, design or specifications that are material to your purchase decision. 01/23

©Copyright 2023 Coachmen RV a Division of Forest River Inc - All Rights Reserved.