

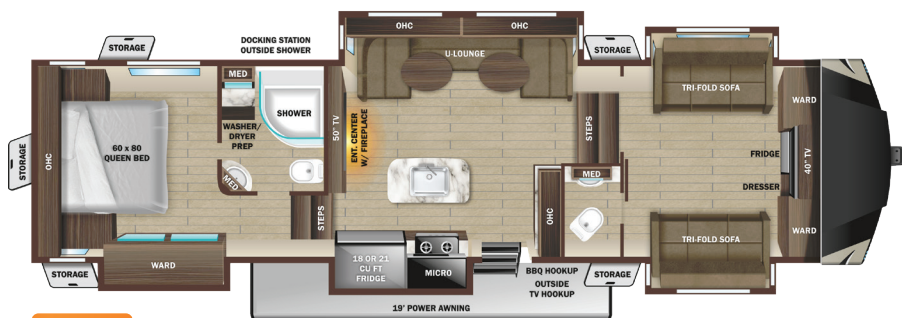
OWN THE OUTDOORS



2022 Silverstar 395BHS



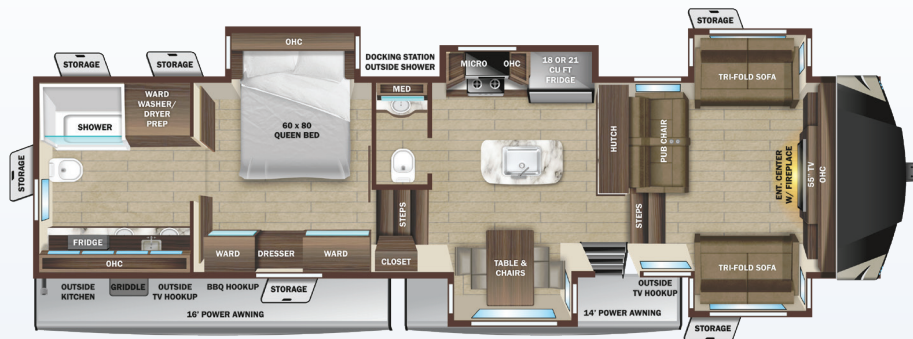
# FLOORPLANS



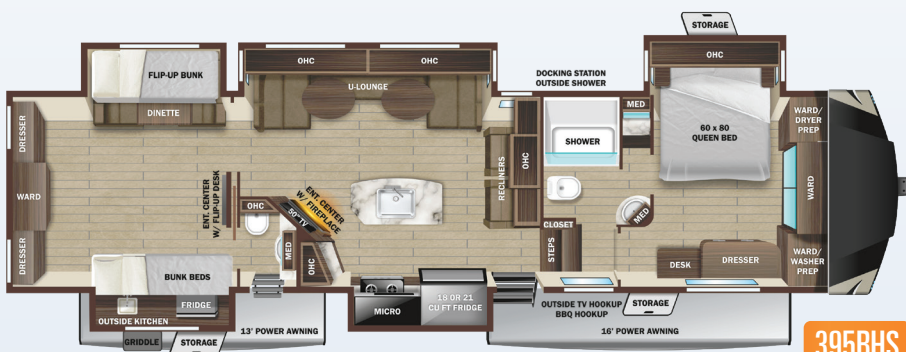
376FBH



371MBH



373RBS



395BHS



379FBS

## STANDARD INTERIOR EQUIPMENT

- » 75 lb. ball bearing drawer guides
- » 60" x 80" residential size queen bed
- » Cable and satellite prep
- » Flush floor slides with residential vinyl flooring
- » Glass shower door
- » Hardwood ceiling soffit
- » Hardwood slideout fascia
- » Hardwood valances
- » Large freestanding oven and 4-burner range
- » LED interior lighting
- » Observation camera prep
- » One-piece fiberglass shower
- » Raised panel hardwood cabinet doors
- » Residential convection microwave
- » Roller day and night shades
- » Table and chairs
- » Theater seating with heat and massage
- » USB ports in master bedroom
- » Wall controlled power vent (kitchen/living room area)
- » Washer/dryer prep
- » Wi-Fi ready

## STANDARD EXTERIOR EQUIPMENT

- » 100" wide body frame
- » 2" receiver hitch
- » 3-20 lb. LP bottles
- » 50 amp service
- » ACCU-SLIDE™ slide system (42" deep 4-corner compression)
- » Battery disconnect switch
- » Brass hanger bushings with wet bolts
- » Equa-Flex® axle suspension
- » Exterior grill hookup quick connect port
- » Frameless windows
- » Laminated block foam floor
- » LevelLoc™ - 4 or 6 point automatic leveling with JT's Strong Arms®

- » Marine grade exterior speakers (2)
- » PVC roofing membrane (limited lifetime warranty)
- » Rear roof access ladder
- » Self-adjusting electric brakes
- » Spare tire
- » TuffShell™ - vacuum bonded laminated construction, reinforced with heavy-duty fiberglass and welded aluminum frames

## EXECUTIVE PACKAGE (MANDATORY)

- » 13,500 BTU A/C with quiet residential return air – bedroom
- » 15,000 BTU A/C with quiet residential return air – main living
- » 76" x 28" entrance door with euro latch and swing shot screen door
- » AM/FM/HDMI/USB/AUX Bluetooth® sound bar stereo with outdoor zoned speakers
- » Cutting board and sink strainer
- » Digital TV antenna
- » Interior convenience center light
- » Keyed-Alike® entry and baggage doors
- » LED HDTV
- » Motion sensor lighting in bedroom and hallway
- » Painted fiberglass front cap with LED Lighting
- » Power awning with LED lighting
- » Quick recovery gas/electric water heater
- » Quick release fresh water drain
- » Residential high-rise faucet with pull-down sprayer
- » Single basin stainless steel under-mount kitchen sink
- » Solar prep
- » Solid swing-down entry steps
- » Solid-surface kitchen countertops
- » Stainless steel appliances
- » TravelLINK™ - Smart RV system that allows for Bluetooth® control of awnings, lighting, slides, heating, cooling, auto-levelers and more
- » USB/12V charging port

## FOUR SEASON PACKAGE (MANDATORY)

- » Double insulated baggage doors
- » Ducted heat to underbelly with cold air return
- » Enclosed cable operated gate valves
- » Enclosed exterior docking station with black tank flush
- » Heated and enclosed underbelly
- » High performance furnace
- » R-38 reflective foil insulation in ceiling and underbelly
- » R-9 block foam insulation in sidewalls

## OPTIONS

- » 18 cu. ft. RV gas/electric refrigerator
- » 21 cu. ft. residential refrigerator
- » BBQ grill
- » Dual pane windows
- » Folding dinette chairs (2)\*
- » Generator prep - LP
- » Heat pump (main/AC)
- » King bed (N/A 284RLS, 376FBH)
- » Main bedroom TV - 32"
- » Observation camera
- » Slideout awning covers
- » Table and theater seats ipo standard u-lounge sofa (374BHS, 376FBH)
- » CURT AirRide pinbox
- » Wall controlled power vent - bathroom
- » Wall controlled power vent - living room (376FBH)
- » Wi-Fi Router

\*N/A with u-lounge



We want you to spend less time worrying and more time owning the outdoors. That's why we're proud to back our products with a 3-Year Limited Structural Warranty, plus a 1-Year Limited Manufacturer's Warranty.

## SPECIFICATIONS

May Include Estimated Values

	376FBH	371MBH	373RBS	395BHS	379FBS
Unloaded Vehicle Weight (lbs.)	12,225	12,530	12,875	13,345	12,525
Dry Hitch Weight (lbs.)	2,490	2,295	2,235	2,645	2,335
Gross Vehicle Weight Rating (GVWR)	15,000	16,470	15,500	16,250	15,500
Cargo (Gross)	2,775	3,940	2,625	2,905	2,975
Exterior Length (Pin to Rear)	40' 8"	40' 11"	41' 6"	42' 2"	41' 7"
Exterior Length (Overall)	42' 3"	42' 4"	43' 0"	43' 7"	43' 1"
Exterior Height	13' 1"	13' 1"	13' 1"	12' 11"	13' 1"
Exterior Width	8' 4"	8' 4"	8' 4"	8' 4"	8' 4"
Exterior Width (Slides Out)	13' 9"	14' 9"	14' 9"	13' 8"	14' 9"
Interior Height (Upper Deck)	6' 4"	6' 4"	6' 6"	6' 4"	6' 4"
Interior Height (Overall)	8' 2"	8' 2"	8' 2"	8' 2"	8' 2"
Fresh Water Capacity (Gal.)*	85	85	85	85	85
Gray Waste Water Capacity (Gal.)	82	40	80	80	114
Black Waste Water Capacity (Gal.)	82	80	80	80	80
LP Capacity (lbs.)	60	60	60	60	60
Tire Size	16"	16"	16"	16"	16"
Awning Size	19'	16'	16', 14'	13', 16'	20'

\*Includes Water Heater

TO LEARN MORE VISIT  
[highlandridgerv.com/silverstar-fifth-wheels](http://highlandridgerv.com/silverstar-fifth-wheels)



Highland Ridge RV – Part of the Jayco Family of Companies

## LOCAL DEALER INFO



Due to continual research and advances, manufacturer reserves the right to change specifications, design, price, and equipment without notice, and assumes no responsibility for any error in the literature. Some items shown are not included as standard or optional equipment.