

# RANGE LITE

2023 TRAVEL TRAILERS



40.0150° N, 105.2705° W  
Boulder, Colorado

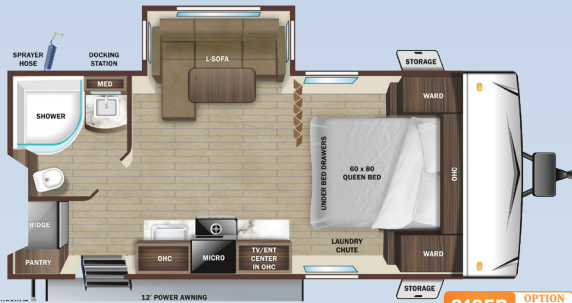


*Freedom to Explore*

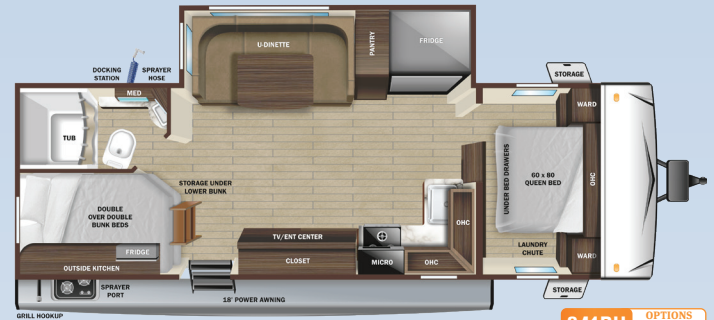




2022 Range Lite 252RB



**212FB** OPTION A



**241BH** OPTIONS B & C



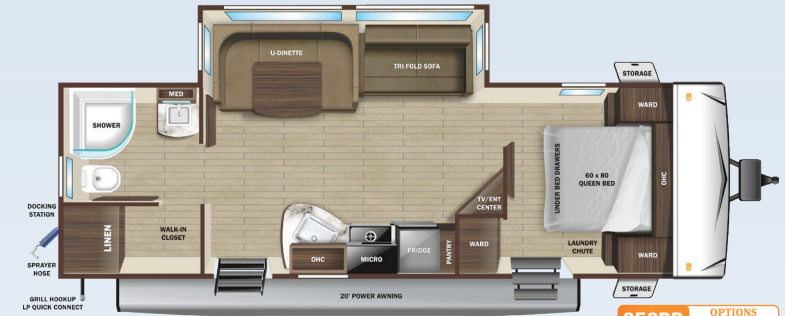
**225CK** OPTIONS A, B & C



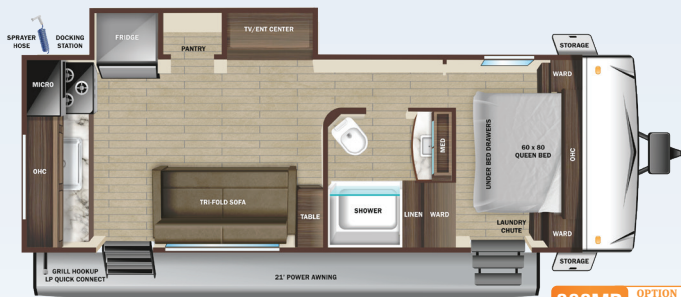
**261BH** OPTIONS A, B & C



**242RL** OPTIONS A, B & C



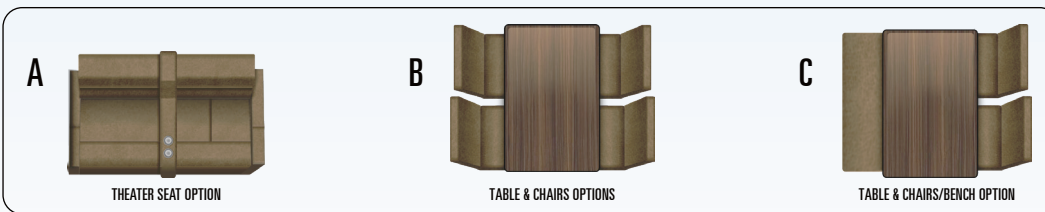
**252RB** OPTIONS A, B & C



**232MD** OPTION A



**262RL** OPTIONS A, B & C



A

THEATER SEAT OPTION

B

TABLE & CHAIRS OPTIONS

C

TABLE & CHAIRS/BENCH OPTION

Optional 8 cu. ft. gas/electric refrigerator (available on all floorplans shown)

## STANDARD INTERIOR EQUIPMENT

- » 60" x 80" residential queen bed with storage drawers below
- » 75 lb. ball bearing drawer guides
- » 81" interior height
- » Cable and satellite prep
- » Electrical outlets and USB ports in master bedroom
- » Flush floor slides with residential vinyl flooring
- » Hardwood cabinet doors
- » Kitchen sink covers
- » Laundry chute in bedroom
- » LED interior lighting
- » Medicine cabinet
- » Powered 12V bathroom vent
- » Range hood
- » Residential high-rise faucet
- » Roller blackout night shades
- » Soft closing foot flush toilet
- » Stainless steel single basin under-mount kitchen sink
- » Tri-fold sofa (select models)

## STANDARD EXTERIOR EQUIPMENT

- » 5/8" main floor decking
- » Door side spray port
- » Exterior grill/griddle quick connect port
- » Flexible LP lines
- » Foldable grab handle
- » Fully-walkable roof
- » In-frame battery rack
- » Magnetic baggage door catches
- » Oversized pass-through storage with motion lighting
- » PVC roofing membrane (limited lifetime warranty)
- » Rain guttering with molded drip spouts
- » Rear observation camera prep
- » Safety bumper with drain hose carrier and end caps
- » Self-adjusting electric brakes
- » Side camera prep marker lights
- » Solid swing-down entry steps
- » Thermal Seal- enclosed, insulated and heated underbelly with fully insulated roof with a PVC roofing membrane

- » Tinted safety-glass windows throughout
- » TuffShell™ - vacuum bonded laminated construction, reinforced with heavy-duty fiberglass and welded aluminum frames

## CUSTOMER CONVENIENCE PACKAGE (MANDATORY)

- » 15,000 BTU roof mounted A/C
- » 2-30 lb. LP bottles
- » 3-burner range with 17" oven and flush mount glass cover
- » 10 cu. ft. 12V gas/electric refrigerator
- » Dome style digital TV antenna with Wi-Fi prep
- » Enclosed exterior docking station with black tank flush
- » Entrance door with screen door, window and magnet door catch
- » EZ-store detachable cord
- » Gas/electric water heater
- » JBL® Aura Cube stereo with Bluetooth® and miZONE™ technology
- » JBL® Premium indoor and outdoor multizone speakers
- » Microwave
- » Molded front cap with LED lighting and stoneguard protection
- » Nitrogen filled radial tires with aluminum rims
- » Pop up wireless and USB charger in bedroom
- » Power awning with LED lighting
- » Power tongue jack
- » Pressed membrane countertops
- » Rear roof access ladder
- » Smart HDTV

## OPTIONS

- » Xtend Solar I Package (200 watt solar panel with 30 amp solar controller)
- » Xtend Solar II Package (2-200 watt solar panels with 30 amp solar controller and 1800 watt inverter)
- » 50 amp service with 2nd A/C (232MD, 252RB, 262RL, 282RL)
- » 8 cu. ft. gas/electric residential refrigerator
- » Wi-Fi router
- » Electric stabilizer jacks
- » Theater seating ipo L-sofa (212FB)
- » Theater seating ipo tri-fold sofa (N/A 241BH)
- » Free standing table with 2 chairs and bench (N/A 212FB, 232MD)
- » Free standing table with 4 chairs (N/A 212FB, 232MD)

## SPECIFICATIONS

May Include Estimated Values

	212FB	225CK	242RL	232MD**	241BH	261BH	252RB	262RL
Unloaded Vehicle Weight (lbs.)	4,880	5,090	5,460	5,345	5,685	5,845	6,155	6,015
Dry Hitch Weight (lbs.)	505	550	655	605	670	840	715	830
Gross Vehicle Weight Rating (GVWR)	6,400	6,500	7,000	7,000	7,400	7,500	7,500	7,250
Cargo (Gross)	1,520	1,410	1,540	1,655	1,715	1,655	1,345	1,235
Exterior Length (Overall)	23' 3"	27' 4"	28' 10"	29' 9"	29' 8"	30' 8"	30' 9"	31' 7"
Exterior Height	11' 1"	11' 0"	11' 1"	11' 1"	11' 1"	11' 1"	11' 1"	11' 1"
Exterior Width	8' 1"	8' 1"	8' 1"	8' 1"	8' 1"	8' 1"	8' 1"	8' 1"
Exterior Width (Slides Out)	11' 3"	9' 11"	11' 3"	9' 9"	11' 3"	11' 3"	11' 1"	11' 2"
Interior Height	6' 9"	6' 9"	6' 9"	6' 9"	6' 9"	6' 9"	6' 9"	6' 9"
Fresh Water Capacity (Gal.)*	51	51	51	51	51	51	51	51
Gray Waste Water Capacity (Gal.)	29	29	29	58	58	29	58	29
Black Waste Water Capacity (Gal.)	29	29	29	29	29	29	29	29
LP Capacity (lbs.)	60	60	60	60	60	60	60	60
Tire Size	14"	14"	14"	14"	14"	14"	14"	14"
Awning Size	12'	19'	18'	21'	18'	20' 6"	20'	21'

\*Includes Water Heater

\*\*Specifications, weights, measurements, and capacities above are from model year 2022 and are estimates only for model year 2023. Actual specs, weights, measurements, and capacities may be different for model year 2023 than what is listed above. For the most up-to-date model year 2023 specs, please speak with your local Highland Ridge dealer, visit <http://www.HighlandRidgeRV.com>, and check the yellow sticker on the door of your Highland Ridge RV before purchasing, operating, and towing the RV.

## LOCAL DEALER INFO

TO LEARN MORE VISIT  
[openrangerv.com](http://openrangerv.com)



Highland Ridge RV – Part of the Jayco Family of Companies



Due to continual research and advances, manufacturer reserves the right to change specifications, design, price, and equipment without notice, and assumes no responsibility for any error in the literature. Some items shown are not included as standard or optional equipment. 2032627.2023