


BLUE ASH FULL BODY PAINT



GRANITE DUST FULL BODY PAINT

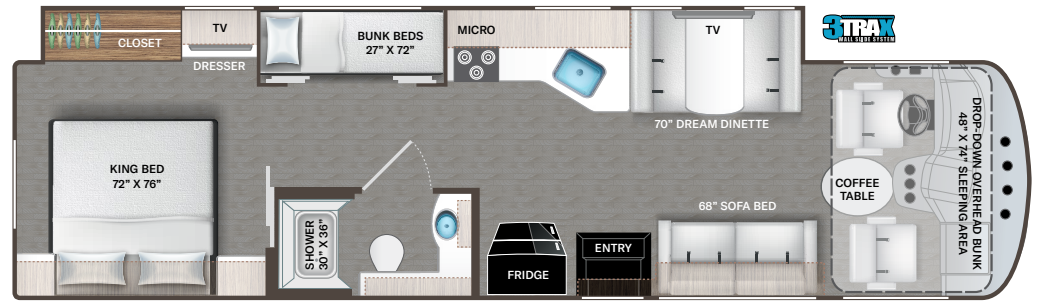


MARINA BLUE FULL BODY PAINT



RED DIAMOND FULL BODY PAINT

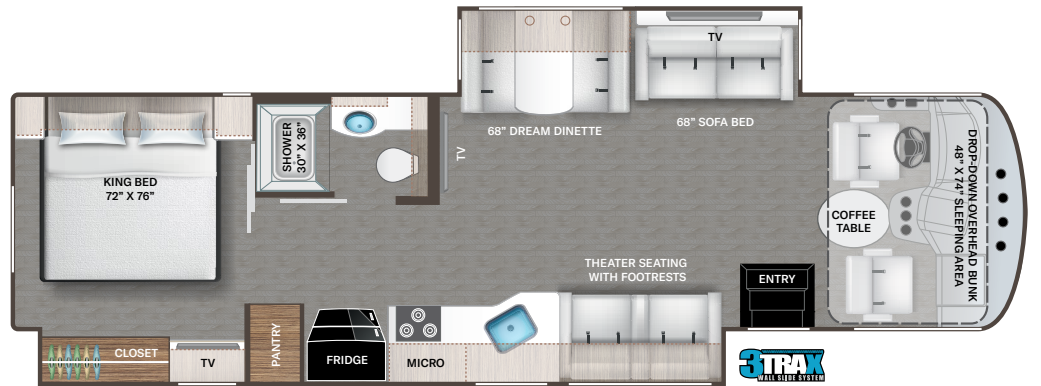
BB34



EXTERIOR KITCHEN

EXTERIOR TV

CC34



EXTERIOR TV



WEATHERED CHERRY

STANDARD



COASTLINE GREY

OPTIONAL - LUXURY COLLECTION



FLOORING

LUMINATE™

Featured Highlights

CONSTRUCTION & EXTERIOR

- Ford® F-53 Chassis - 7.3L V8 Engine, 350HP, 468 lb.-ft. Torque - TorqShift® 6-Speed Automatic Transmission with Overdrive
- One-Piece Fiberglass Front & Rear Caps
- One-Piece Windshield
- Full Body Paint Package
- Rotocast Storage Compartments
- Side-Hinged Flush Mount Radius Compartment Doors
- Premium One-Piece Crossflex™ Roof
- Automatic Leveling Jacks with Touchpad Controls
- Power Patio Awning with Integrated LED Lighting
- Power Entry Door Awning (CC34)
- Slideout Room Topper Awning(s)
- Pet-Link™ Multi-Purpose Tie-Down
- Electric Entry Step
- Basement Pass-Through Storage
- Roof Ladder
- Frameless Windows
- Exterior Kitchen with Refrigerator & Sink (BB34)
- 8,000-lb. Trailer Hitch with 7-pin Round Connector.

CONSTRUCTION & EXTERIOR OPTIONS

- Frameless Dual Pane Windows

AUTOMOTIVE & COCKPIT

- 10" Touchscreen Dash Radio with Bluetooth®, Android Auto®, Apple CarPlay™ & SiriusXM® Ready
- Steering Wheel Audio and Camera Control

- Back-Up Monitor
- Heated/Remote Exterior Mirrors with Integrated Side View Cameras
- Reclining/Swivel Leatherette Captain's Chairs with Stow-Away Coffee Table
- Power Driver's Seat
- Emergency Engine Start Switch
- Generator Start Switch
- Cruise Control
- Tilt and Telescoping Steering Wheel
- Automatic Headlights
- Dash Fans
- Map Lights
- Fog Lights
- Conversation Mirrors in Front Overhead Cabinets
- Bird's Eye™ View Window
- Power Privacy Shade & Sunvisor at Windshield
- Privacy Curtain on Side Windows
- Dash Workstation with 110-volt & 12-volt Outlets
- 22.5" Tires with Polished Aluminum Wheels
- Valve Stem Extenders on Rear Wheels
- Project 2,000 Power Drop-Down Hide-Away Overhead Bunk with Cotton Cloud™ Mattress & Bunk Ladder

INTERIOR

- Rubber Tread Entry Steps with Lighted Step Well
- Residential Vinyl Flooring
- 84" Interior Ceiling Height
- Hard Vinyl Ceiling
- LED Lighting

- Ceiling Ducted Air Conditioning System
- Flat Panel Cabinet Doors with Black Nickel Finish Hardware & Glass Inserts on Select Doors
- Full Extension Metal Ball-Bearing Drawer Guides
- Pressed Laminate Tops
- Dream Dinette® Booth with Cup Holders
- Dinette Storage Drawer
- Wireless Phone Charger with USB Plug on Dinette Table Top
- Single Child Safety Tether in Dinette
- Leatherette Sofa Bed
- Leatherette Theater Seats with Integrated Footrests (CC34)
- Lambrequin Window Treatments
- Window Privacy Roller Shades

INTERIOR OPTIONS

- Luxury Collection Interior Décor and Cabinet Package

KITCHEN

- Residential Refrigerator
- 3-Burner Gas Cooktop/Oven with Bi-Fold Glass Cover
- 30" Stainless Steel Over-the-Range Convection Microwave
- Decorative Glass & Tile Backsplash
- Solid Surface Kitchen Countertops
- Kitchen Countertop LED Accent Lighting
- Large Double Bowl Stainless Steel Sink with Single Handle Faucet & Pull-Down Sprayer
- Pantry (CC34)
- 12-volt Attic Fan with Cover

BEDROOM & BATHROOM

- King Size Bed
- Designer Headboard, Bedsprad & Pillow Shams
- Bunk Beds in Hallway Slideout (BB34)
- Macerating System (BB34)
- Foot Flush Porcelain Toilet
- Shower with Glass Door
- Showermiser® Hot Water Recycling System
- 110-volt Outlet on Inverter for CPAP Machine

ENTERTAINMENT

- 49" TV in Living Area (CC34)
- 39" TV in Living Area
- 32" TV in Bedroom
- Exterior 32" TV on Swivel Bracket with Bluetooth® Built-in Sound Bar and Radio
- Blu-Ray Player in Living Area
- TV Prep in Bunk Beds (BB34)
- Tablet Holder and USB Charge Ports in Bunk Beds (BB34)
- USB Charging Ports - Bedroom & Living Area
- Speakers in Sofa Overhead
- HDMI Video Distribution
- Cable TV Ready
- Digital TV Antenna
- Satellite Mounting Backer in Roof
- Winegard® Connect™ 2.0 WiFi / 4G / TV Antenna

ELECTRICAL & PLUMBING

- Onan® RV QG 5500 Gas Generator
- 50-amp Detachable Shoreline Power Cord

- Dual Roof Air Conditioners
- Automatic Transfer Switch with Power Protection
- Automatic Generator Start (AGS)
- 300-watt Solar Charging System
- Exterior LP Connection
- Second Auxiliary House Battery
- Battery Tray that Holds up to (4) Four Batteries
- Battery Disconnect Switch
- 1800-watt Inverter
- Rapid Camp+® Multiplex Wiring Control System with Bluetooth® and 7" Touchscreen
- Tankless Water Heater
- Enclosed & Heated Holding Tanks
- 360° Siphon® RV Holding Tank Vent Cap
- Black Tank Flush System
- 1" Fresh Water Tank Drain
- Outside Shower

For a complete listing of available features, visit thormotorcoach.com/luminate.

Use your phone's camera to find out more information.

Just scan the code!



	BB34	CC34
Chassis	Ford	Ford
Gross Vehicle (GVWR)	22,000	22,000
Gross Combined (GCWR)	26,000	26,000
Wheel Base	242"	242"
Exterior Length (w/o ladder)	35'-9"	36'
Exterior Height (w/AC)	12'-6"	12'-4"
Exterior Width (w/o mirrors)	99"	99"
Interior Height (living area)	84"	84"
Awning Size	18'	18'
Fuel (gal)	80	80
LPG (lbs)	88	88
Fresh/Waste/Gray Water (gal)	50 / 40 / 40	50 / 40 / 40
Furnace (BTUs)	35,000	35,000
Exterior Storage Capacity (cu. ft.)	107	136
Hitch Weight Rating (lbs)	8,000	8,000

IMPORTANT—PLEASE READ: This brochure reflects product design, fabrication, material, components and specifications at the date of printing, which date is disclosed below. Please visit us online at ThorMotorCoach.com or consult with your selling dealership for the latest in standards, options, specification and technical information. Photographs in the brochure may depict optional equipment or may only be available in certain floor plans. Components, appliances and the chassis may have been manufactured in a calendar year before the vehicle's designated model year. All capacities are approximate. The actual length of the vehicle may differ from that indicated in the brochure due to variances in the manufacturing processes and/or installed components. All dry weights are based on standard model features and do not include optional features or equipment. Component part and appliance manufacturers issue limited warranties covering portions of the vehicle not covered under the limited warranty we issue. Copyright Thor Motor Coach, Inc. © OH 10/01/2022



Made to fit.

P.O. Box 1486, Elkhart, IN 46515 Sales Department: 800.860.5658

thormotorcoach.com/luminate



Go RVing