



2023 Salem FSX Midwest
2020 Salem FSX Northwest





LITE WEIGHT SERIES

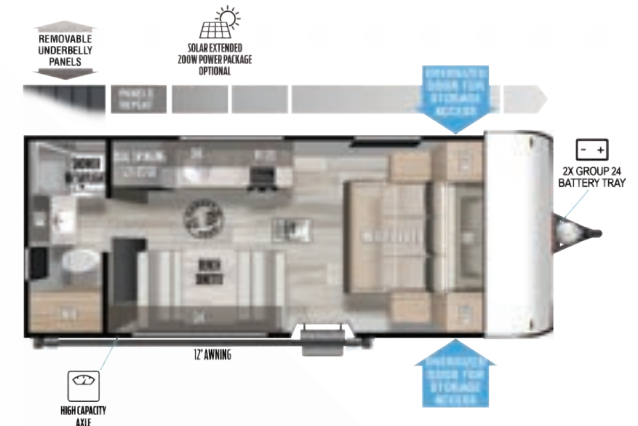
Couples Coaches



161QK LENGTH: 23' 6"



163RDSK LENGTH: 23' 0"



167RBK LENGTH: 21' 2"



169RSK LENGTH: 22' 11"



170SS LENGTH: 22' 9"

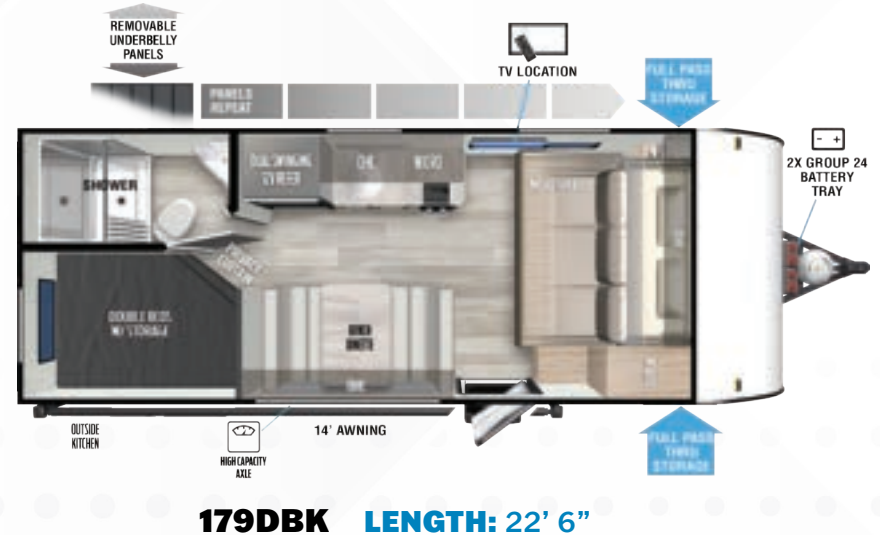



Scan to view all floorplans, standards/options, photos, videos, specs, and more on our website.



LITE WEIGHT SERIES

Bunkhouses



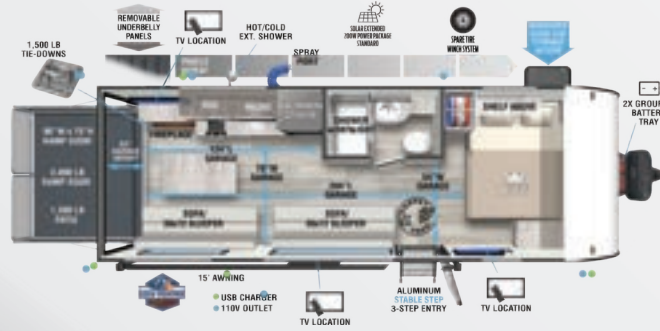


BRING THE GEAR

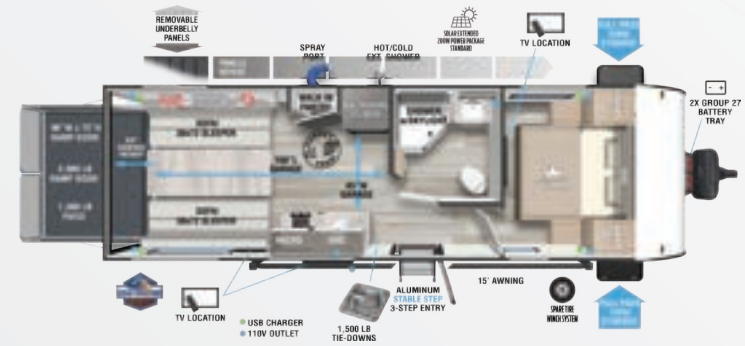
Toy Haulers/Cargo Carriers



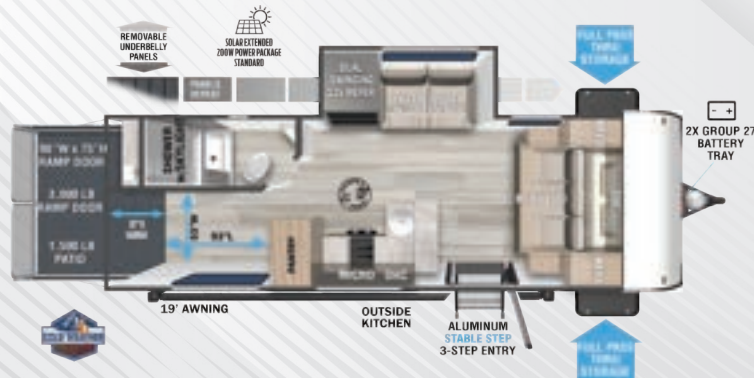
175RTK LENGTH: 21' 9"



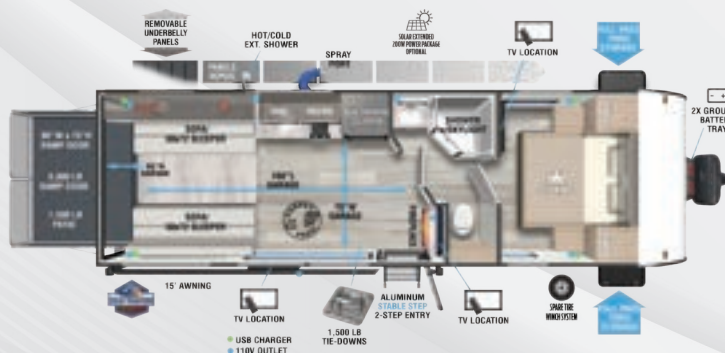
190RTK LENGTH: 25' 0"



210RTK LENGTH: 28' 8"



245VC LENGTH: 27' 3"



260RTK LENGTH: 28' 8"



Scan to view all floorplans, standards/options, photos, videos, specs, and more on our website.

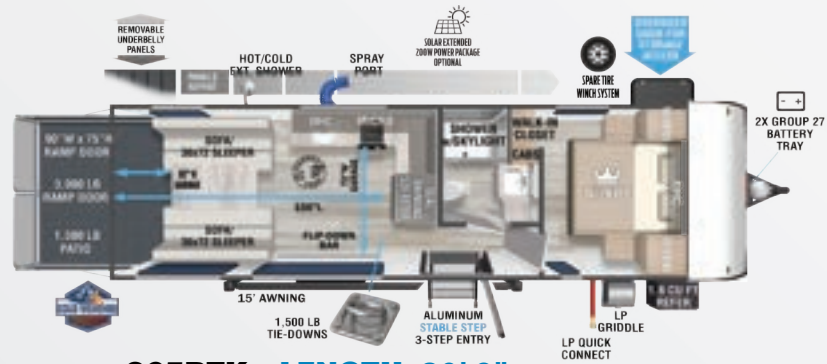


BRING THE GEAR

Toy Haulers/Cargo Carriers



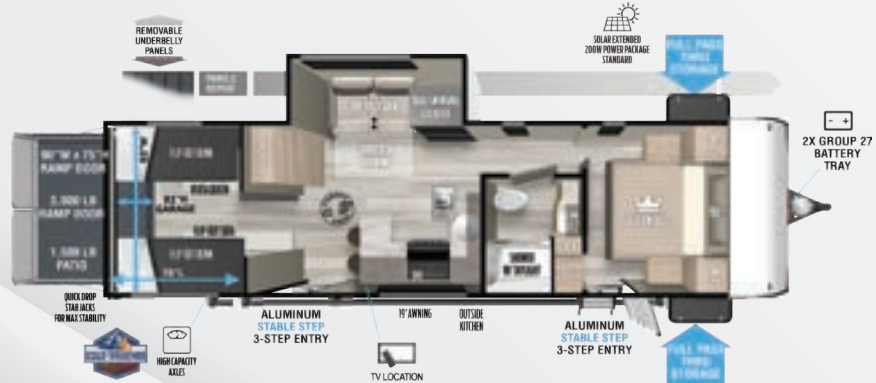
262VC LENGTH: 29' 11"



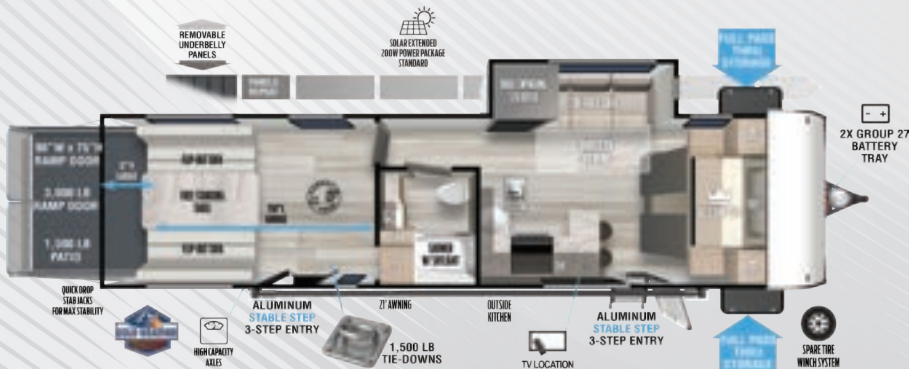
265RTK LENGTH: 30' 9"



270RTK LENGTH: 32' 3"



275VC LENGTH: 32' 5"



290RTK LENGTH: 36' 5"

NORTHWEST



TRAVEL TRAILERS & TOY HAULERS



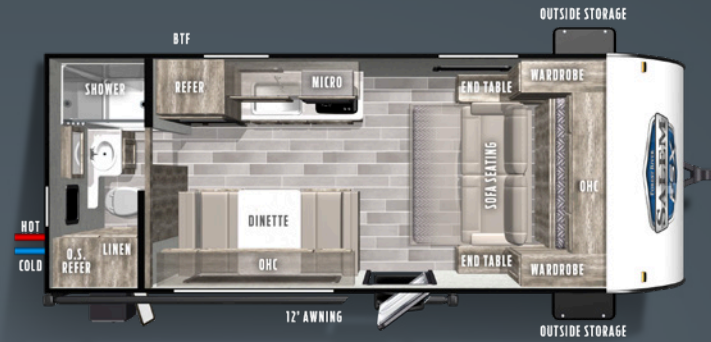
NORTHWEST SALEM FSX



	167RB	170SS	177BH	179DBK	181RT
HITCH WEIGHT (LBS)	482	495	446	502	502
UVW (LBS)	3252	3744	3259	3455	3235
AXLE WEIGHT RATING (LBS)	3900	4400	3900	3900	4400
GVWR (LBS)	4382	4895	4346	4902	4902
CCC (LBS)	1130	1151	1087	1447	1667
EXT. LENGTH	22' 3"	22' 9"	22'	22' 6"	21' 9"
EXT. WIDTH	90"	90"	90"	90"	90"
EXT. HEIGHT	10' 2"	10' 4"	10' 2"	10' 2"	10' 2"
FRESH CAPACITY (GAL)	38	38	38	38	38
GREY CAPACITY (GAL)	30	30	30	30	30
BLACK CAPACITY (GAL)	30	30	30	30	28
AWNING SIZE	12'	12'	12'	14'	12'

LIGHTWEIGHT, SINGLE-AXLE TRAVEL TRAILERS

167RB



170SS



177BH



179DBK



181RT



BEST-IN-CLASS VALUE PACKAGE (SINGLE AXLES)

- Full-Length Power Awning w/ Adjustable Legs
- Exterior LED Light Strip Under Awning
- Backup Camera Prep
- Furion Solar Prep & LED Lights
- USB Charging Outlets
- Portable FM/Bluetooth Stereo (Indoor / Outdoor)
- Upgraded Appliance Package
- Friction Hinge Entrance Door

- EZ Entrance: Double Step + XL Folding Grab Assist Handle
- Extra Large Picture Window
- Window Valance Package
- Single Basin Kitchen Sink
- Upgraded Mattress
- Dual-Burner Cooktop
- Radius-Profile Front End for Ease of Towing

POPULAR AVAILABLE FEATURES

- 6 cu. ft. Double-Door Refer (Gas & 110V)
- Largest-in-Class Single Basin Kitchen Sink
- 36x24 Large Shower Pan
- 60x74 Queen Bed
- 6 Gal. DSI Gas Water Heater
- Foot Flush Toilet
- TV Backer with Hookups
- TV Antenna with Booster
- High Rise Kitchen Faucet
- 20K BTU Furnace
- Microwave
- 13.5K BTU Roof-Mounted AC
- Spare Tire with Carrier
- Largest-in-Class Windows
- 78" Interior Height
- Upgraded TUFFCOAT Aluminum Exterior
- Diamond Plated Rock Guard on Front
- Baggage Door Catches
- 26" Entrance Doors (IPO 22" Standard)
- Upgraded Large 32x16 Baggage Doors
- Pleated Black Privacy Night Shades

- SHAW® 'Micro-Abrasive' Linoleum
- Solid Wood Drawer Sides w/ Ball Bearing Guides
- 30 AMP Service
- Stabilizer Jacks
- Cable Satellite TV Ready
- 4" Sloped One-Piece Roof
- Exterior Recept
- Family-Sized Dinette
- Monitor / Control Panel
- High-Pressure Water Pump

- Electric Self-Adjusting Brake System
- Emergency Exit Windows
- Safety Glass Windows
- Fire Extinguisher
- Carbon Monoxide Detector
- LP Detector
- Smoke Detector
- GFI Protective Outlet



Learn More
Scan this barcode using a QR Reader on your smart phone to learn more about Forest River.



A Berkshire Hathaway company.



FREE MEMBERSHIP
to Forest River Owners' Group

www.forestriverfrog.com



CENTRE DE VÉRIFICATION AVANT LIVRAISON


Voici 20,000 pieds carrés qui vous offrent une assurance de qualité. La base essentielle d'un produit de haute qualité. Cette installation de pointe fait ses commentaires de façon quotidienne et immédiate à la production afin de s'assurer de la qualité de construction de chaque unité.

CUSTOMER SATISFACTION



www.ForestRiverBuyLocal.com

YOUR SALEM FSX DEALER



24/7 EMERGENCY ROADSIDE ASSISTANCE WITH VEHICLE PURCHASE*

TOWING
JUMP-STARTS
TIRE CHANGES
FLUID DELIVERY
LOCKOUT
SERVICE

WINCH-OUT
MOBILE MECHANIC
TECHNICAL
SUPPORT
DEALER LOCATOR
SERVICES



*VALID FOR 1 YEAR FROM DATE OF PURCHASE

Specification Definitions

GVWR (Gross Vehicle Weight Rating) - is the maximum permissible weight of the unit when fully loaded. It includes all weights, inclusive of all fluids, cargo, optional equipment and accessories. For safety and product performance do NOT exceed the GVWR.

GAWR (Gross Axle Weight Rating) - is the maximum permissible weight, including cargo, fluids, optional equipment and accessories that can be safely supported by a combination of all axles.

UVW (Unloaded Vehicle Weight)* - is the typical weight of the unit as manufactured at the factory. It includes all weight at the unit's axle(s) and tongue or pin and LP Gas. The UVW does not include cargo, fresh potable water, additional optional equipment or dealer installed accessories.

*Estimated average based on standard build optional equipment.

CCC (Cargo Carrying Capacity)** - is the amount of weight available for fresh potable water, cargo, additional optional equipment and accessories. CCC is equal to GVWR minus UVW. Available CCC should accommodate fresh potable water

(8.3 lbs per gallon). Before filling the fresh water tank, empty the black and gray tanks to provide for more cargo capacity.

** Estimated average based on standard build optional equipment

Each Forest River RV is weighed at the manufacturing facility prior to shipping. A label identifying the unloaded vehicle weight of the actual unit and the cargo carrying capacity is applied to every Forest River RV prior to leaving our facilities.

The load capacity of your unit is designated by weight, not by volume, so you cannot necessarily use all available space when loading your unit.

All information contained in this brochure is believed to be accurate at the time of publication. However, during the model year, it may be necessary to make revisions and Forest River, Inc., reserves the right to make all such changes without notice, including prices, colors, materials, equipment and specifications as well as the addition of new models and the discontinuance of models shown in this brochure. Therefore, please consult with your Forest River, Inc., dealer and confirm the existence of any materials, design or specifications that are material to your purchase decision. Litho. U.S.A. FOR 1717 P/W: 2019.12.12